

CATALOGO  
**SISTEMI  
DI BLOCCAGGIO**





### BLOCCAGGI VERTICALI

VERTICAL TOGGLE CLAMPS

Base piatta con braccio regolabile *Flat base slotted arm*

Base piatta con braccio fisso *Flat base solid arm*


Base dritta con braccio regolabile *Straight base slotted arm*

Base dritta con braccio fisso *Straight base solid arm*

Base piatta con braccio regolabile e impugnatura a "T" *Flat base slotted arm & "T" handle*

Montaggio laterale con braccio regolabile *Side mounting type with slotted arm*

1-44



### BLOCCAGGI ORIZZONTALI

HORIZONTAL TOGGLE CLAMPS

Base piatta con braccio fisso o regolabile *Flat base solid & slotted arm*

Base dritta con braccio fisso o regolabile *Straight base solid & slotted arm*

Montaggio laterale con braccio regolabile *Side mounting type with slotted arm*

45-76



### BLOCCAGGI A SPINTA


PUSH PULL TOGGLE CLAMPS

Base piatta e dritta *Flat & Straight base*

Serie a spinta con dado *Nose Mounted*

Serie pesante *Heavy duty serie*

77-100



### BLOCCAGGI A TIRANTE

LATCH TOGGLE CLAMPS

Base piatta, serie orizzontale *Flat base, horizontal version*

Base piatta, serie verticale *Flat base, vertical version*

Serie ad uncino *Hook toggle clamps*

101-112



### BLOCCAGGI PNEUMATICI

PNEUMATIC TOGGLE CLAMPS

Base piatta con braccio fisso o regolabile *Flat base with solid or slotted arm*

Montaggio laterale con braccio regolabile *Side mounting type with slotted arm*

Serie a spinta *Push pull version*


113-122



### PRESSE MANUALI E PNEUMATICHE

MANUAL & PNEUMATIC TOGGLE PLIERS

123-126



### BLOCCAGGI SERIE PESANTE

HEAVY DUTY TOGGLE CLAMPS


127-142



### MORSETTI E PINZE DI BLOCCAGGIO

"C" CLAMPS & TOGGLE PLIERS

143-145



### ACCESSORI

ACCESSORIES

Perni con puntale in neoprene e autolivellanti *Neoprene tipped & swivel foot spindles*

Perni standard *Standard spindles*

Tappi in neoprene, rondelle flangiate e clip di tenuta *Neoprene caps, flanged washers & bold retainers*

146-148

Articolo	Pag.	Articolo	Pag.	Articolo	Pag.	Articolo	Pag.	Articolo	Pag.	Articolo	Pag.
CH-10101	114	CH-12412	28	CH-23502-B	60	CH-40341	107	CH-FC-56212	146	M250	141
CH-101-A	2	CH-12501-B	30	CH-24502-B	60	CH-40344	110	CH-FC-56300	146	M300	141
CH-101-AI	24	CH-12501-C	36	CH-2500	54	CH-40370	108	CH-FW-080	148	M38	141
CH-101-B	41	CH-12502-B	12	CH-2501-B	71	CH-40371	112	CH-FW-080-SS	148	M50	141
CH-101-D	6	CH-12502-C	21	CH-25383	76	CH-40380	108	CH-FW-100	148	M75	141
CH-101-DI	26	CH-13002-B	11	CH-2600	59	CH-40820	104	CH-FW-100-SS	148	MH100	141
CH-101-E	7	CH-13005	39	CH-2601-B	72	CH-40840	104	CH-FW-120	148	MH150	141
CH-101-E-20	7	CH-13005-HB	39	CH-2602-B	69	CH-40870	107	CH-FW-120-SS	148	MH50	141
CH-101-EI	27	CH-13005-SM	42	CH-2603-B	68	CH-431	103	CH-FW-140	148	MH75	141
CH-101-EI-20	27	CH-13007	40	CH-2604-B	68	CH-43101	106	CH-FW-140-SS	148		
CH-101-EL	14	CH-13007-SM	43	CH-301-AM	78	CH-43102	106	CH-FW-141	148		
CH-101-H	15	CH-13008	40	CH-301-BM	78	CH-431-R	103	CH-FW-141-SS	148		
CH-101-J	16	CH-13009	2	CH-301-CL	79	CH-43810	112	CH-FW-516	148		
CH-101-JS	23	CH-13412	30	CH-301-CR	79	CH-451	111	CH-FW-516-SS	148		
CH-101-JSB	32	CH-13501-B	31	CH-30250	95	CH-452	111	CH-FW-580	148		
CH-101-JSI	38	CH-13502-B	13	CH-30282M	82	CH-50350	144	CH-FW-580-SS	148		
CH-10247	15	CH-13A	92	CH-30290M	86	CH-50360	144	CH-NC-04	148		
CH-10247-A	117	CH-14009	24	CH-302-CL	80	CH-50380	144	CH-NC-05	148		
CH-10248	32	CH-14412	12	CH-302-CR	80	CH-50385	145	CH-NC-06	148		
CH-10249	23	CH-14A	92	CH-302-DM	82	CH-50450	145	CH-NC-08	148		
CH-10249-A	117	CH-200-W	61	CH-302-FM	83	CH-511-SP	145	CH-NC-120	148		
CH-10250	38	CH-200-WH	62	CH-30450	96	CH-70200-A	135	CH-NC-140	148		
CH-102-B	4	CH-200-WL	61	CH-304-CM	85	CH-70200B	135	CH-NC-380	148		
CH-10751-B	25	CH-200-WLH	62	CH-304-EM	90	CH-70300B	128	CH-NC-516	148		
CH-10752-B	3	CH-201	47	CH-304-HM	91	CH-70320	128	CH-S11	53		
CH-11	84	CH-201-A	47	CH-305-CM	85	CH-70710	132	CH-S12	53		
CH-11002-B	3	CH-201-AI	66	CH-305-EA	120	CH-70715	132	CH-S13	59		
CH-11401	18	CH-201-B	51	CH-305-EM	90	CH-70720	129	CH-SA-041507	147		
CH-11412	8	CH-201-BHB	52	CH-305-HM	91	CH-70725	129	CH-SA-042007	147		
CH-11421	9	CH-201-BI	69	CH-30600	96	CH-70730A	136	CH-SA-042507	147		
CH-11501-B	26	CH-201-BSM	73	CH-30600HL	98	CH-70730B	136	CH-SA-044007	147		
CH-11501-C	34	CH-201-C	52	CH-30600HL-A	121	CH-71210	133	CH-SA-051508	147		
CH-11502-B	6	CH-201-I	66	CH-30600PR	124	CH-71215	133	CH-SA-053008	147		
CH-11502-C	19	CH-201-L	48	CH-30600PR-A	124	CH-71220	130	CH-SA-064010	147		
CH-12002-B	5	CH-201-R	48	CH-30607M	87	CH-71225	130	CH-SA-065010	147		
CH-12050-HB	18	CH-20235	58	CH-30608M	88	CH-71230A	137	CH-SA-08034	147		
CH-12050-SM	41	CH-20236	72	CH-31200	97	CH-71230B	137	CH-SA-083012	147		
CH-12050-U	4	CH-202-F	74	CH-31200HL	99	CH-72410	134	CH-SA-085012	147		
CH-12050-U	17	CH-202-FL	75	CH-31200HL-A	121	CH-72415	134	CH-SA-086512	147		
CH-12050-UA	114	CH-20300	49	CH-31200PR	125	CH-72420	131	CH-SA-10118	147		
CH-12055	33	CH-203-F	55	CH-31200PR-A	125	CH-72425	131	CH-SA-105015	147		
CH-12055-U	25	CH-203-FL	55	CH-32500	97	CH-72430A	138	CH-SA-107515	147		
CH-12060	17	CH-20400	46	CH-32500HL	99	CH-72430B	138	CH-SA-109015	147		
CH-12065	33	CH-204-G	63	CH-32500HL-A	122	CH-75048	139	CH-SA-12300	147		
CH-12130	10	CH-204-GB	64	CH-32500PR	126	CH-75078	140	CH-SA-125017	147		
CH-12130-A	115	CH-204-GBL	65	CH-32500PR-A	126	CH-75088	139	CH-SA-14112	147		
CH-12130-HB	10	CH-204-GBLH	65	CH-35000	98	CH-80325	142	CH-SA-14134	147		
CH-12130-SM	42	CH-204-GL	64	CH-36003-A	119	CH-80379	142	CH-SA-38300	147		
CH-12132	11	CH-20752-B	51	CH-36003M	86	CH-BR-120	148	CH-SA-38400	147		
CH-12132-A	115	CH-20800	49	CH-36006	81	CH-BR-140	148	CH-SA-56200	147		
CH-12135	29	CH-20820	74	CH-36010M	89	CH-BR-141	148	CH-SA-56212	147		
CH-12137	29	CH-20820-A	118	CH-36012M	89	CH-BR-380	148	CH-SA-58500	147		
CH-12140	20	CH-20830-A	118	CH-36020	84	CH-BR-516	148	CH-SF-05035	146		
CH-12142	20	CH-21382	58	CH-36060	87	CH-BR-580	148	CH-SF-05035	147		
CH-12145	35	CH-21383	76	CH-36070	81	CH-D347	102	CH-SF-06050	146		
CH-12147	36	CH-21384	63	CH-36092M	83	CH-D348	105	CH-SF-06050	147		
CH-12205	8	CH-21502-B	54	CH-36202M	93	CH-D349	105	CH-SF-08065	146		
CH-12210	28	CH-22005	46	CH-36203	95	CH-FC-042507	146	CH-SF-08065	147		
CH-12215	19	CH-22100	50	CH-36204M	94	CH-FC-044207	146	CH-SF-10085	146		
CH-12220	35	CH-22105	67	CH-36205	95	CH-FC-064410	146	CH-SF-10085	147		
CH-12265	13	CH-22165	57	CH-36224M	94	CH-FC-065110	146	CH-SF-38300	146		
CH-12265-A	116	CH-22382	71	CH-36225	95	CH-FC-086312	146	CH-SF-38300	147		
CH-12270	31	CH-22384	73	CH-36301-A	119	CH-FC-087512	146	CH-U11	5		
CH-12275	21	CH-22502-B	57	CH-36330-A	120	CH-FC-10138	146	CH-U12	9		
CH-12275-A	116	CH-225-D	56	CH-36330M	93	CH-FC-108515	146	CH-U13	22		
CH-12280	37	CH-225-DHB	56	CH-36330ML	88	CH-FC-14134	146	M100	141		
CH-12305	14	CH-225-DI	70	CH-40200	110	CH-FC-14218	146	M125	141		
CH-12315	22	CH-225-DSM	75	CH-40323	102	CH-FC-38312	146	M150	141		
CH-12320	37	CH-2300	50	CH-40324	109	CH-FC-38334	146	M200	141		
CH-12401	34	CH-2301-B	67	CH-40334	109	CH-FC-38412	146	M25	141		



## STRUTTURA DEL BLOCCAGGIO RAPIDO

### Structure of Toggle Clamps



## PRINCIPIO DI FUNZIONAMENTO DEL MECCANISMO

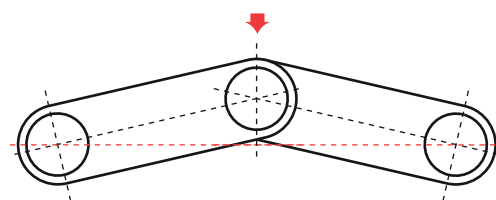
### The principal of toggle mechanism

Il meccanismo a leva, sfruttando le caratteristiche geometriche e i vantaggi meccanici, amplifica la bassa forza imputata dall'operatore in un'elevata capacità di serraggio.

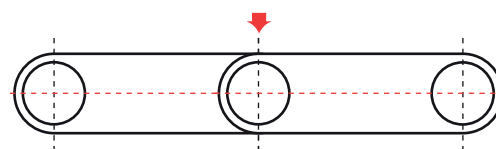
Questo è realizzabile posizionando il bloccaggio al di sopra del proprio asse principale; garantendo così un'ottima tenuta e impedendone l'apertura durante il lavoro.

Queste caratteristiche rendono i bloccaggi a leva adatti a numerose applicazioni specialmente in operazioni ripetitive.

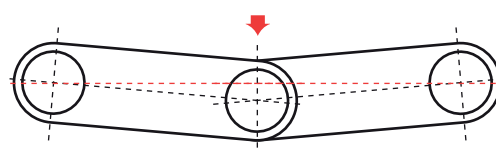
Il design della struttura e l'impugnatura ergonomica dell'intera gamma permettono un'elevata funzionalità.



Posizione prima del fissaggio  
(position before fixing)



Posizione neutrale  
(Neutral position)



Posizione di sicurezza del bloccaggio  
(Fixing secured position)

The toggle mechanism is a method of using the mechanical advantage of a geometrical linkage to amplify the low operator input force to a high output clamping force.

This is achieved using the over centre principal, which provides a positive lock, preventing the clamp from opening during work holding.

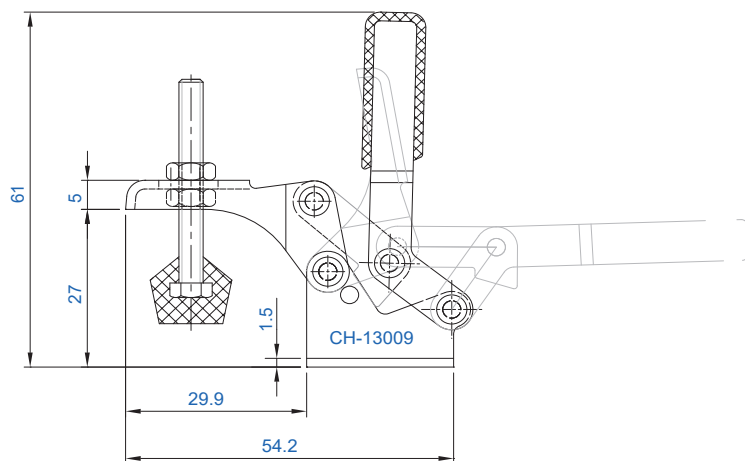
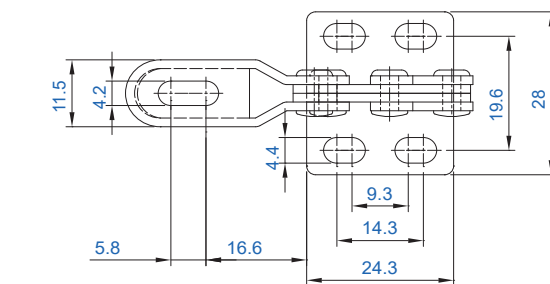
These features make the toggle clamp most suitable for repetitious work holding applications, whilst allowing a wide clearance to load and unload the work piece.

The over centre dimension is critical to the reliable function of the clamp, ensuring that the linkage locks sufficiently to allow the maximum output force even under arduous conditions.



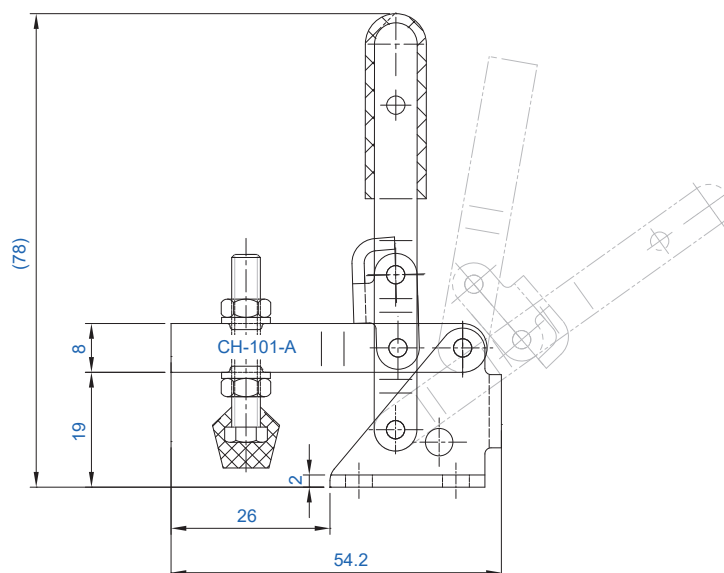
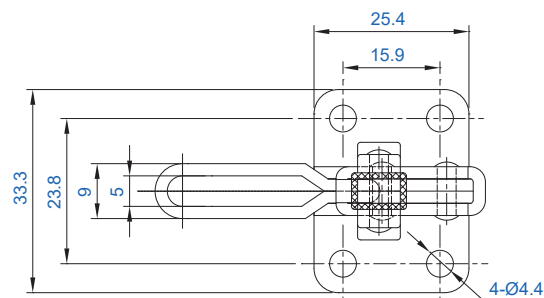
#### CH-13009

Portata (Holding force)	30 Kg
Peso (Weight)	40 gr.
Apertura braccio (Arm opens)	80°
Apertura impugnatura (Handle opens)	88°
Altezza braccio dalla base (Height from base)	27 mm
Lunghezza braccio (Arm length)	29,9 mm
Perno fornito (Spindle supplied)	CH-FC-044207



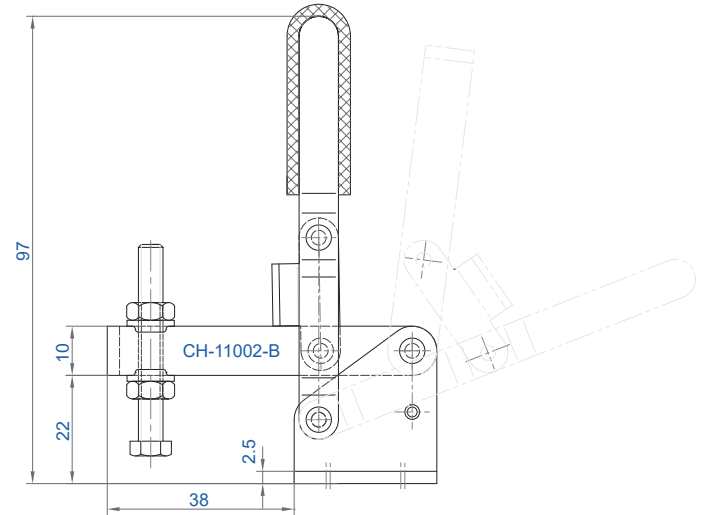
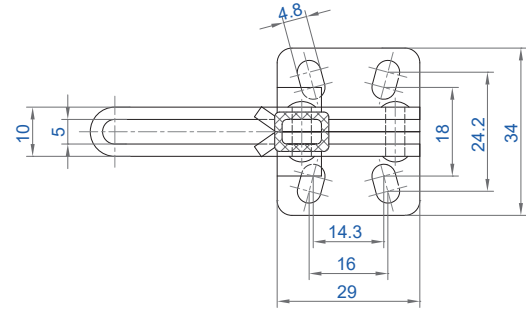
#### CH-101-A

Portata (Holding force)	50 Kg
Peso (Weight)	60 gr.
Apertura braccio (Arm opens)	100°
Apertura impugnatura (Handle opens)	56°
Altezza braccio dalla base (Height from base)	19 mm
Lunghezza braccio (Arm length)	26 mm
Perno fornito (Spindle supplied)	CH-FC-10138
Rondelle flangiate fornite (Washers supplied)	CH-FW-080
Versione INOX (Stainless Steel version)	CH-101-ASS



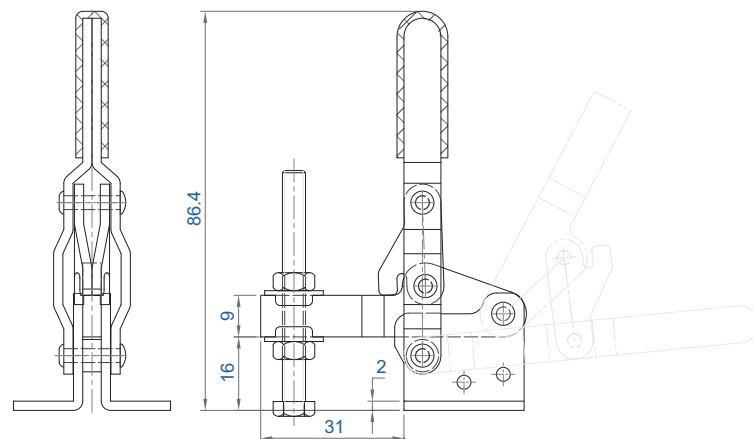
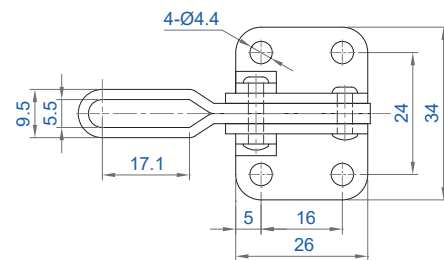
**CH-11002-B**

Portata (Holding force)	75 Kg
Peso (Weight)	128 gr.
Apertura braccio (Arm opens)	96°
Apertura impugnatura (Handle opens)	66°
Altezza braccio dalla base (Height from base)	22 mm
Lunghezza braccio (Arm length)	38 mm
Perno fornito (Spindle supplied)	CH-SA-054008 + NC05
Rondelle flangiate fornite (Washers supplied)	CH-FW-100



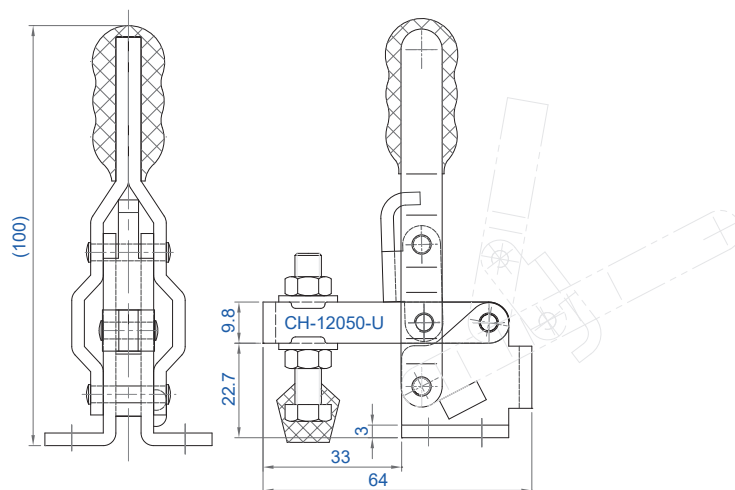
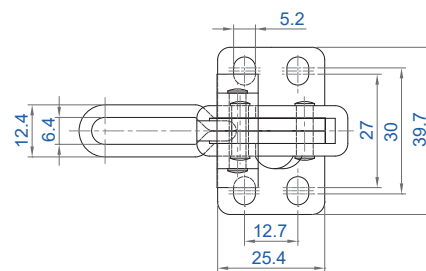
**CH-10752-B**

Portata (Holding force)	75 Kg
Peso (Weight)	50 gr.
Apertura braccio (Arm opens)	130°-195°
Apertura impugnatura (Handle opens)	90°-125°
Altezza braccio dalla base (Height from base)	16 mm
Lunghezza braccio (Arm length)	31 mm
Perno fornito (Spindle supplied)	CH-SA-055008 + NC05
Rondelle flangiate fornite (Washers supplied)	CH-FW-100



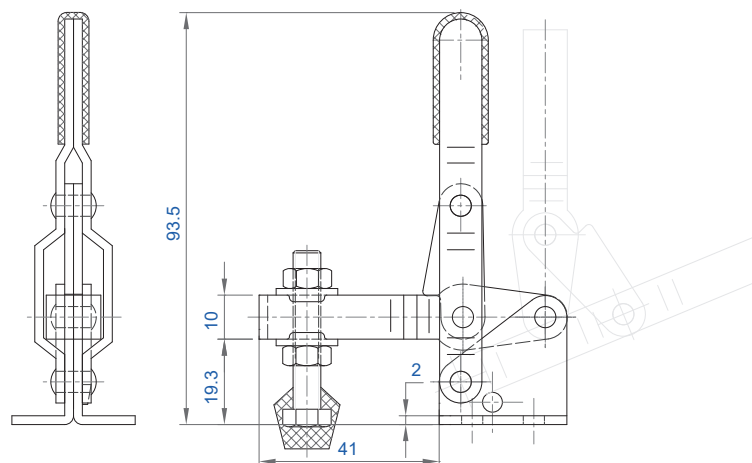
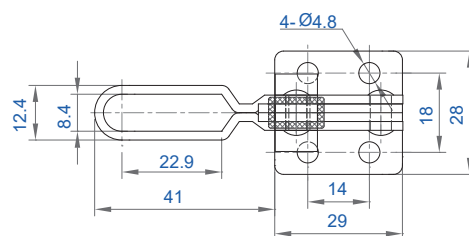
#### CH-12050-U

Portata (Holding force)	91Kg
Peso (Weight)	170 gr.
Apertura braccio (Arm opens)	100°
Apertura impugnatura (Handle opens)	60°
Altezza braccio dalla base (Height from base)	22,7 mm
Lunghezza braccio (Arm length)	33 mm
Perno fornito (Spindle supplied)	CH-FC-14134
Rondelle flangiate fornite (Washers supplied)	CH-FW-141
Versione INOX (Stainless Steel version)	CH-12050-USS



#### CH-102-B

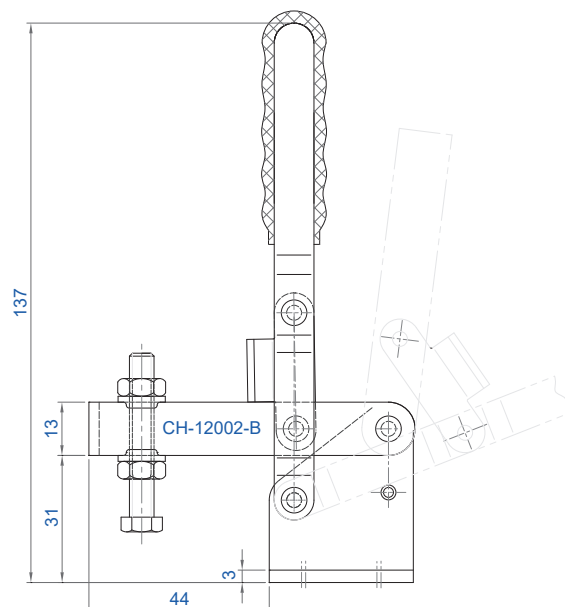
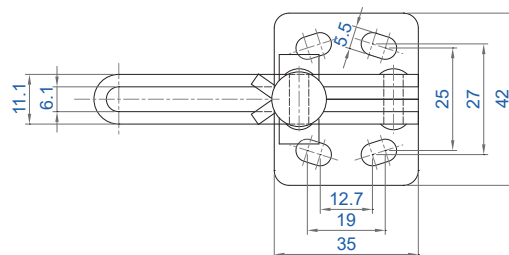
Portata (Holding force)	100 Kg
Peso (Weight)	115 gr.
Apertura braccio (Arm opens)	90°
Apertura impugnatura (Handle opens)	65°
Altezza braccio dalla base (Height from base)	19,3 mm
Lunghezza braccio (Arm length)	41 mm
Perno fornito (Spindle supplied)	CH-FC-14134
Rondelle flangiate fornite (Washers supplied)	CH-FW-141
Versione INOX (Stainless Steel version)	CH-102-BSS





#### CH-12002-B

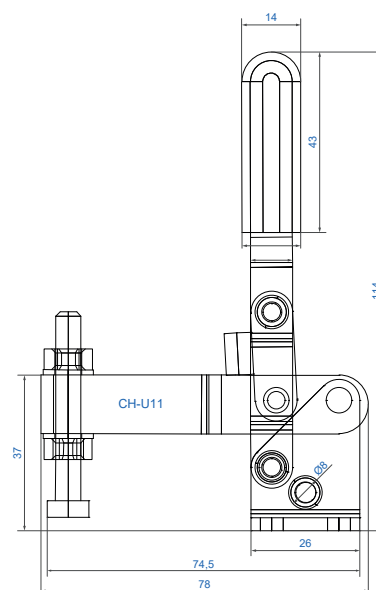
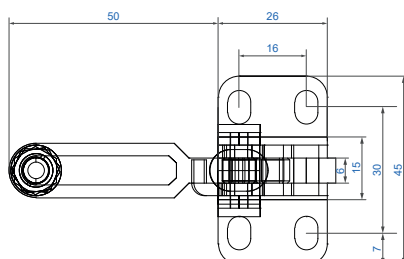
Portata (Holding force)	150 Kg
Peso (Weight)	240 gr.
Apertura braccio (Arm opens)	108°
Apertura impugnatura (Handle opens)	70°
Altezza braccio dalla base (Height from base)	31 mm
Lunghezza braccio (Arm length)	44 mm
Perno fornito (Spindle supplied)	CH-SA-064010
Rondelle flangiate fornite (Washers supplied)	CH-FW-140



#### CH-U11

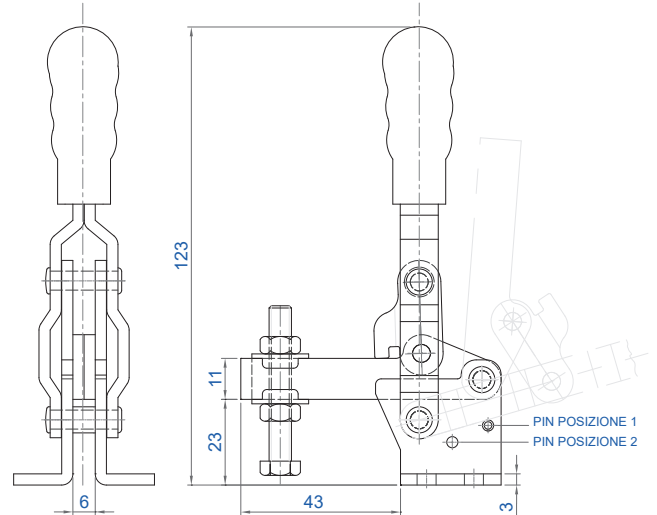
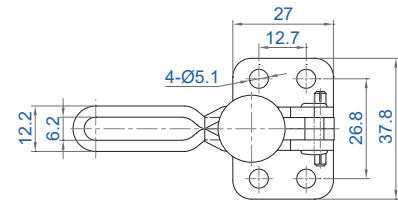


Portata (Holding force)	150 Kg
Peso (Weight)	184 gr.
Apertura braccio (Arm opens)	115°
Apertura impugnatura (Handle opens)	70°
Altezza braccio dalla base (Height from base)	23 mm
Lunghezza braccio (Arm length)	50 mm
Perno fornito (Spindle supplied)	CH-SA-064010
Rondelle flangiate fornite (Washers supplied)	CH-SW-140



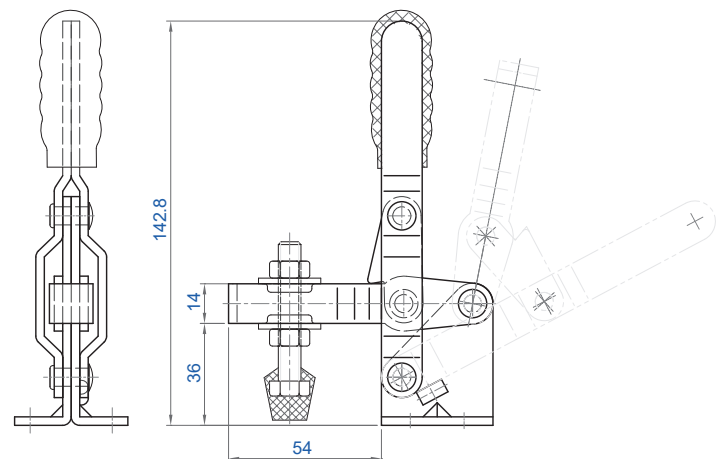
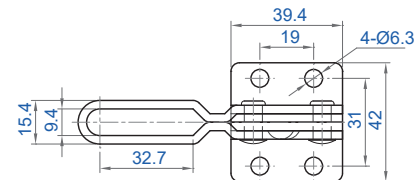
**CH-11502-B**

Portata (Holding force)	150 Kg
Peso (Weight)	230 gr.
Apertura braccio (Arm opens)	95°-185°
Apertura impugnatura (Handle opens)	75°-110°
Altezza braccio dalla base (Height from base)	23 mm
Lunghezza braccio (Arm length)	43 mm
Perno fornito (Spindle supplied)	CH-SA-065010
Rondelle flangiate fornite (Washers supplied)	CH-FW-140



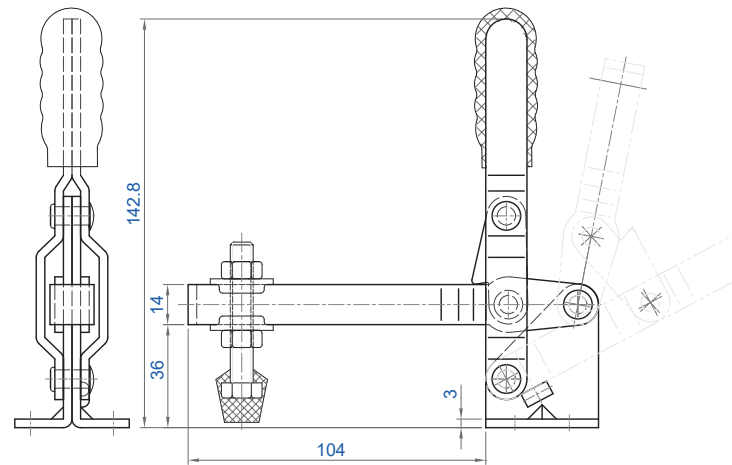
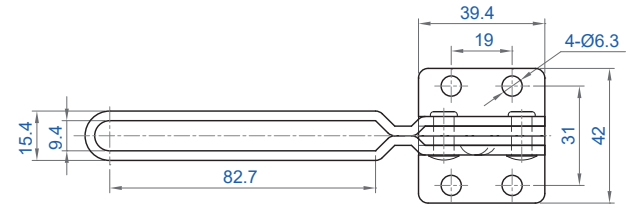
**CH-101-D**

Portata (Holding force)	180 Kg
Peso (Weight)	330 gr.
Apertura braccio (Arm opens)	100°
Apertura impugnatura (Handle opens)	60°
Altezza braccio dalla base (Height from base)	36 mm
Lunghezza braccio (Arm length)	54 mm
Perno fornito (Spindle supplied)	CH-FC-56212
Rondelle flangiate fornite (Washers supplied)	CH-FW-516



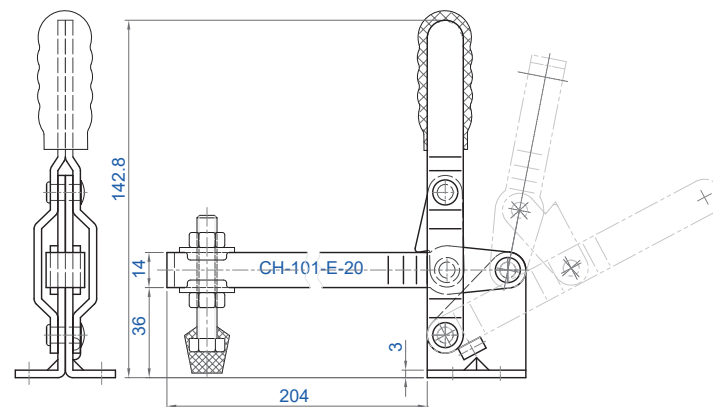
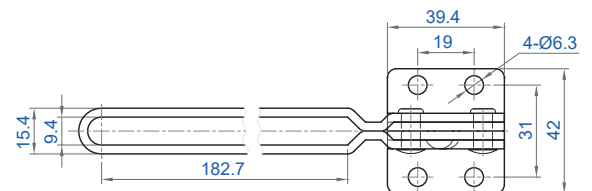
**CH-101-E**

Portata (Holding force)	180 Kg
Peso (Weight)	380 gr.
Apertura braccio (Arm opens)	100°
Apertura impugnatura (Handle opens)	60°
Altezza braccio dalla base (Height from base)	36 mm
Lunghezza braccio (Arm length)	104 mm
Perno fornito (Spindle supplied)	CH-FC-56212
Rondelle flangiate fornite (Washers supplied)	CH-FW-516



**CH-101-E-20**

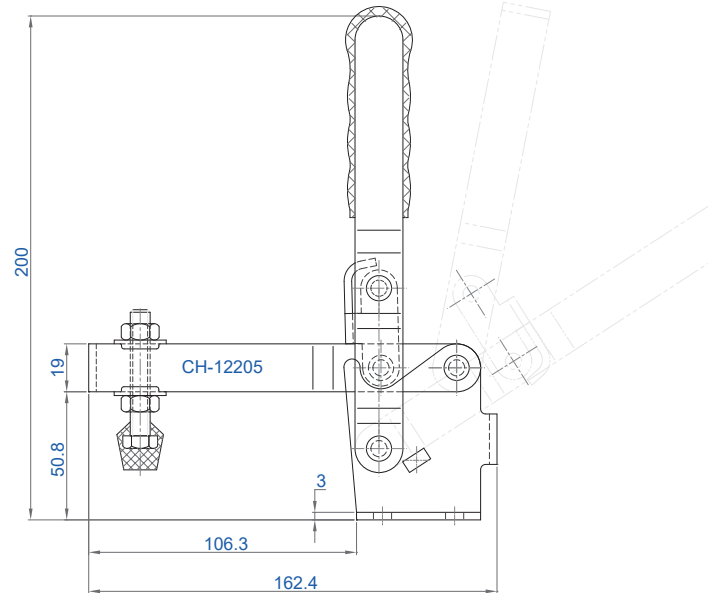
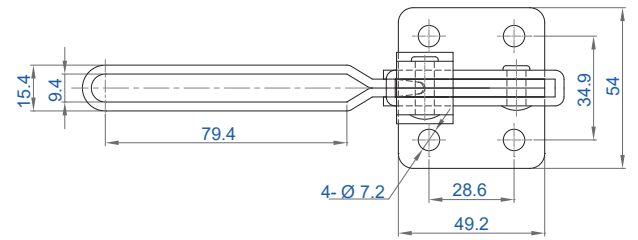
Portata (Holding force)	180 Kg
Peso (Weight)	440 gr.
Apertura braccio (Arm opens)	100°
Apertura impugnatura (Handle opens)	60°
Altezza braccio dalla base (Height from base)	36 mm
Lunghezza braccio (Arm length)	204 mm
Perno fornito (Spindle supplied)	CH-FC-56212
Rondelle flangiate fornite (Washers supplied)	CH-FW-516





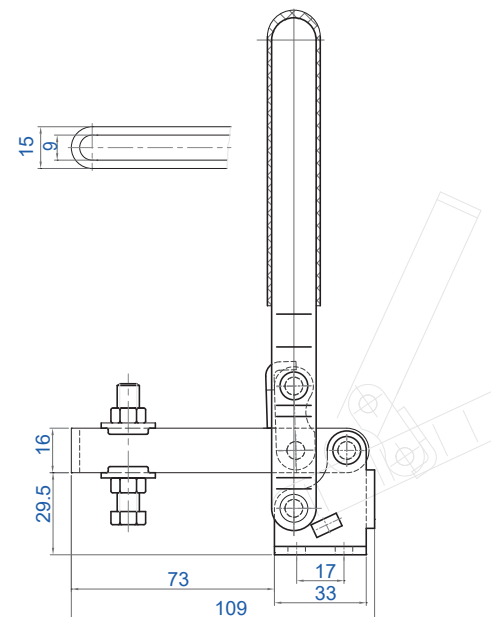
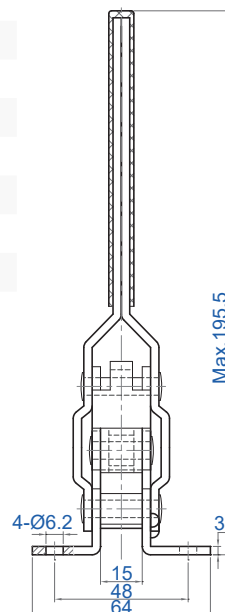
## CH-12205

Portata (Holding force)	182 Kg
Peso (Weight)	620 gr.
Apertura braccio (Arm opens)	101°
Apertura impugnatura (Handle opens)	57°
Altezza braccio dalla base (Height from base)	50,8 mm
Lunghezza braccio (Arm length)	106,3 mm
Perno fornito (Spindle supplied)	CH-FC-56212
Rondelle flangiate fornite (Washers supplied)	CH-FW-516



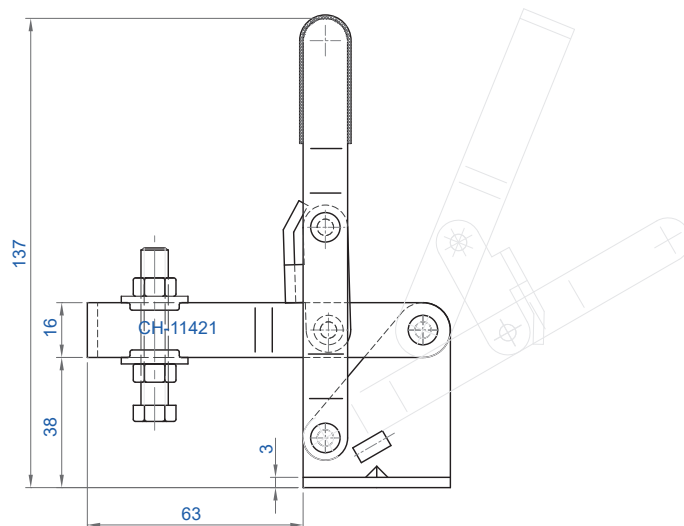
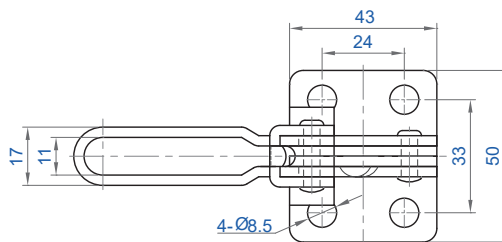
## CH-11412

Portata (Holding force)	200 Kg
Peso (Weight)	420 gr.
Apertura braccio (Arm opens)	110°
Apertura impugnatura (Handle opens)	64°
Altezza braccio dalla base (Height from base)	30 mm
Lunghezza braccio (Arm length)	73 mm
Perno fornito (Spindle supplied)	CH-SA-085012
Rondelle flangiate fornite (Washers supplied)	CH-FW-516



#### CH-11421

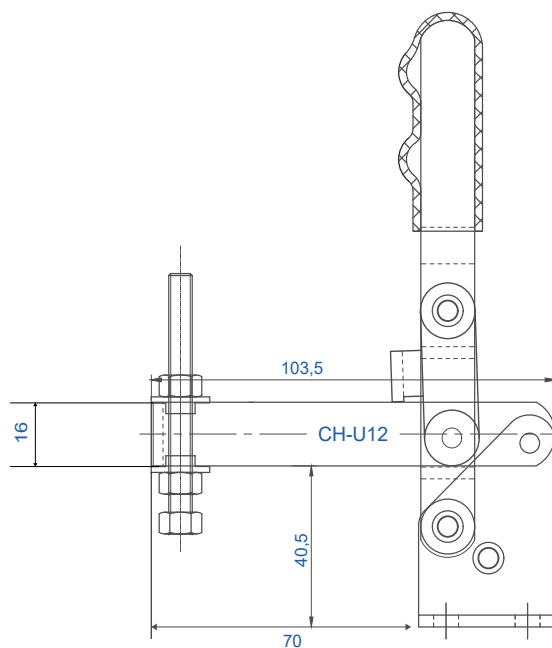
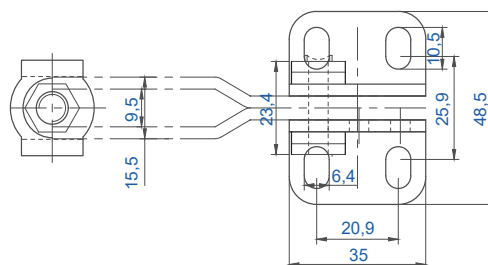
Portata (Holding force)	200 Kg
Peso (Weight)	370 gr.
Apertura braccio (Arm opens)	94°
Apertura impugnatura (Handle opens)	45°
Altezza braccio dalla base (Height from base)	38 mm
Lunghezza braccio (Arm length)	63 mm
Perno fornito (Spindle supplied)	CH-SA-085012
Rondelle flangiate fornite (Washers supplied)	CH-FW-516
Versione INOX (Stainless Steel version)	CH-11421-SS



#### CH-U12

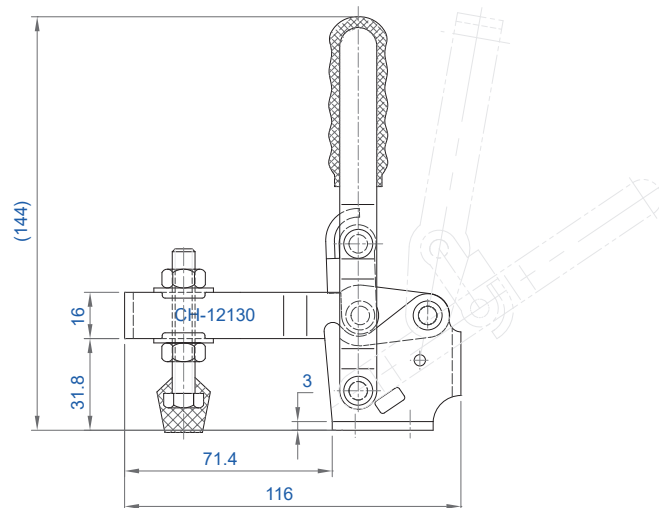
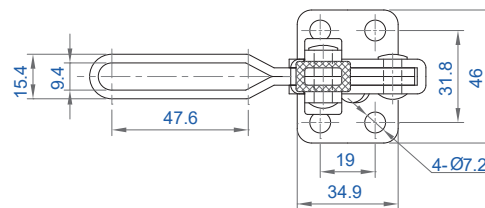


Portata (Holding force)	200 Kg
Peso (Weight)	315gr.
Apertura braccio (Arm opens)	92°
Apertura impugnatura (Handle opens)	67°
Altezza braccio dalla base (Height from base)	40 mm
Lunghezza braccio (Arm length)	70 mm
Perno fornito (Spindle supplied)	CH-SA-107515
Rondelle flangiate fornite (Washers supplied)	-



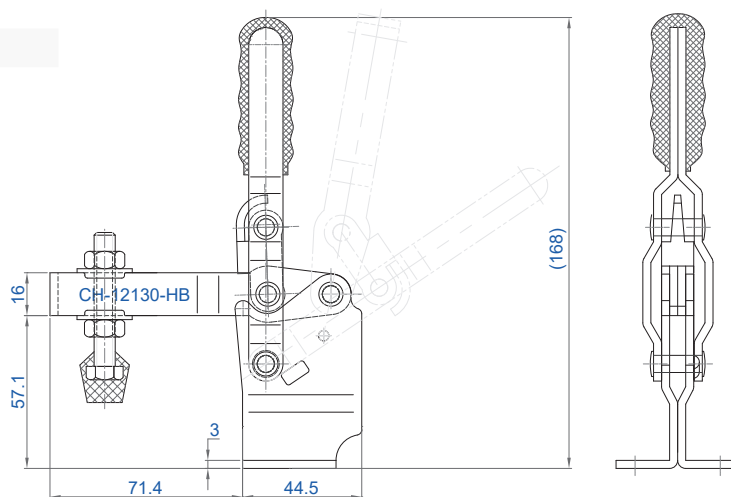
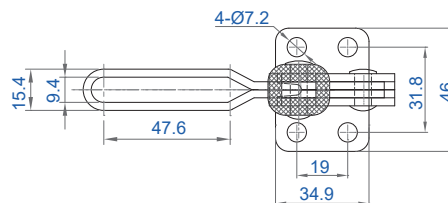
### CH-12130

Portata (Holding force)	227 Kg
Peso (Weight)	355 gr.
Apertura braccio (Arm opens)	100°
Apertura impugnatura (Handle opens)	60°
Altezza braccio dalla base (Height from base)	31,8 mm
Lunghezza braccio (Arm length)	71,4 mm
Perno fornito (Spindle supplied)	CH-FC-56212
Rondelle flangiate fornite (Washers supplied)	CH-FW-516
Versione INOX (Stainless Steel version)	CH-12130-SS



### CH-12130-HB

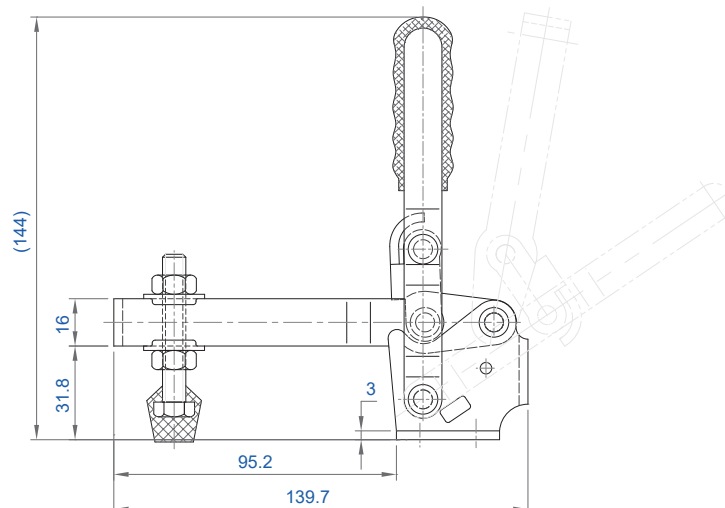
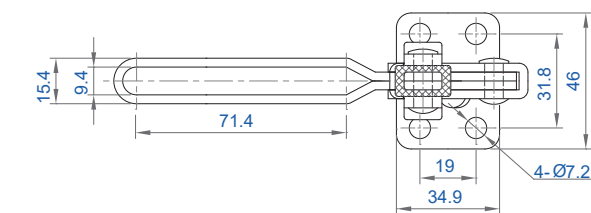
Portata (Holding force)	227 Kg
Peso (Weight)	401 gr.
Apertura braccio (Arm opens)	100°
Apertura impugnatura (Handle opens)	60°
Altezza braccio dalla base (Height from base)	57,1 mm
Lunghezza braccio (Arm length)	71,4 mm
Perno fornito (Spindle supplied)	CH-FC-56212
Rondelle flangiate fornite (Washers supplied)	CH-FW-516





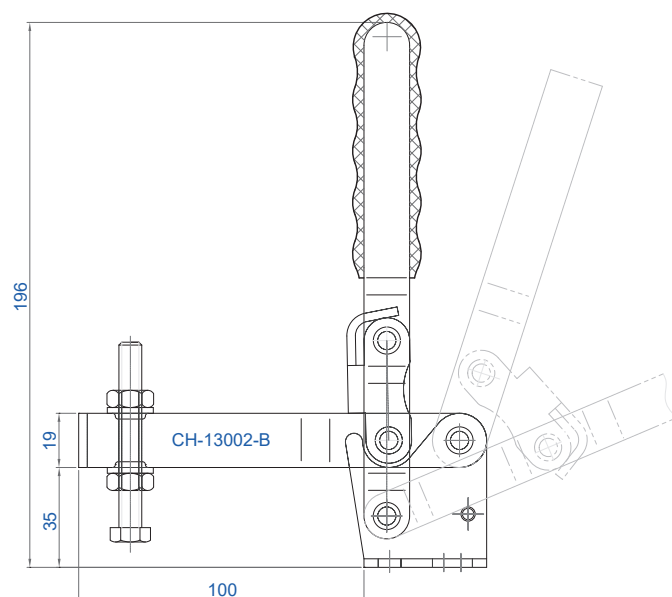
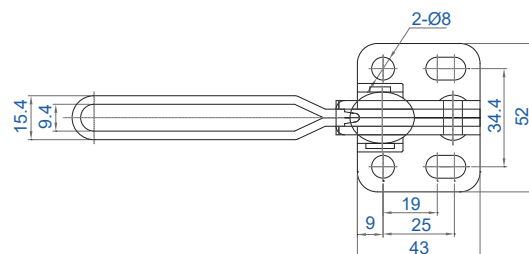
#### CH-12132

Portata (Holding force)	227 Kg
Peso (Weight)	370 gr.
Apertura braccio (Arm opens)	100°
Apertura impugnatura (Handle opens)	60°
Altezza braccio dalla base (Height from base)	31,8 mm
Lunghezza braccio (Arm length)	95,2 mm
Perno fornito (Spindle supplied)	CH-FC-56212
Rondelle flangiate fornite (Washers supplied)	CH-FW-516



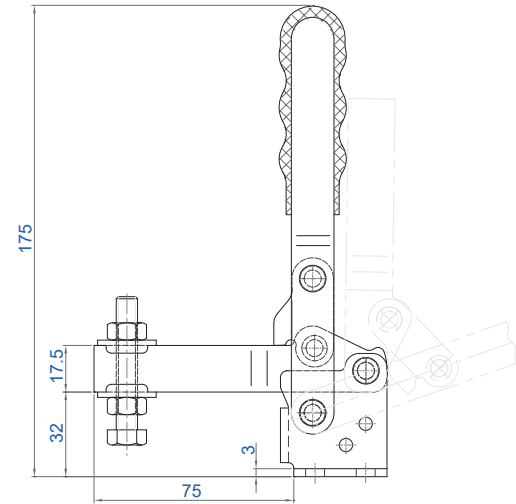
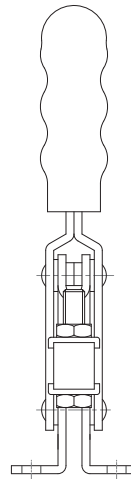
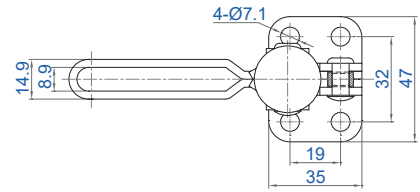
#### CH-13002-B

Portata (Holding force)	250 Kg
Peso (Weight)	520 gr.
Apertura braccio (Arm opens)	106°
Apertura impugnatura (Handle opens)	67°
Altezza braccio dalla base (Height from base)	35 mm
Lunghezza braccio (Arm length)	100 mm
Perno fornito (Spindle supplied)	CH-SA-086512
Rondelle flangiate fornite (Washers supplied)	CH-FW-516



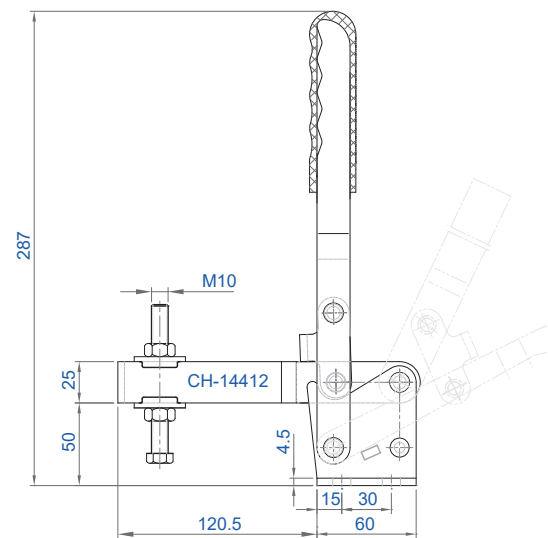
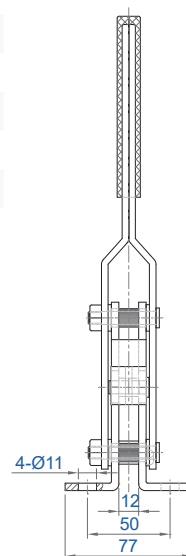
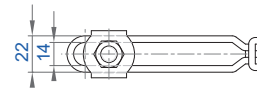
**CH-12502-B**

Portata (Holding force)	250 Kg
Peso (Weight)	418 gr.
Apertura braccio (Arm opens)	90°-150°
Apertura impugnatura (Handle opens)	70°-100°
Altezza braccio dalla base (Height from base)	32 mm
Lunghezza braccio (Arm length)	75 mm
Perno fornito (Spindle supplied)	CH-SA-085012
Rondelle flangiate fornite (Washers supplied)	CH-FW-516



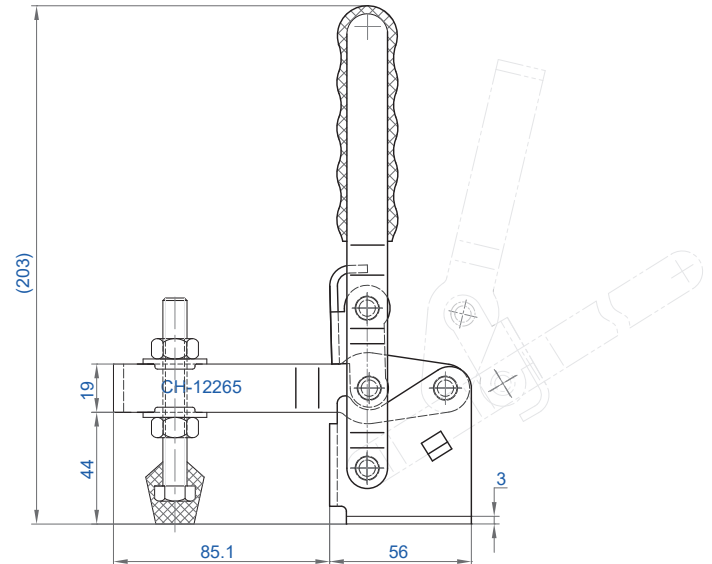
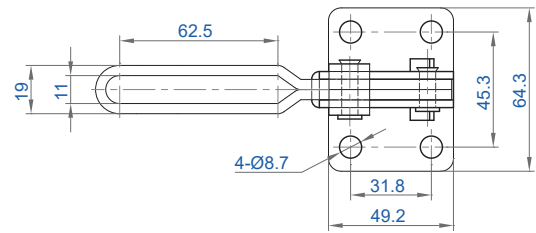
**CH-14412**

Portata (Holding force)	300 Kg
Peso (Weight)	1340 gr.
Apertura braccio (Arm opens)	115°
Apertura impugnatura (Handle opens)	64°
Altezza braccio dalla base (Height from base)	50 mm
Lunghezza braccio (Arm length)	120,5
Perno fornito (Spindle supplied)	CH-SA-109015
Rondelle flangiate fornite (Washers supplied)	CH-FW-380



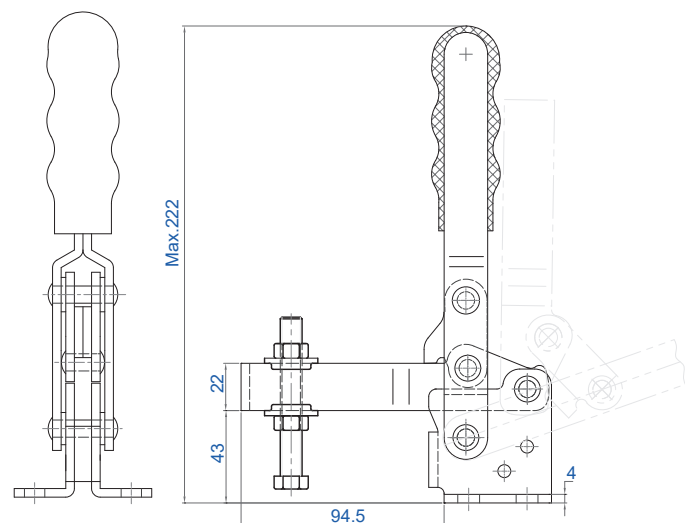
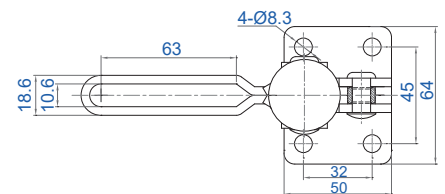
#### CH-12265

Portata (Holding force)	340 Kg
Peso (Weight)	635 gr.
Apertura braccio (Arm opens)	105°
Apertura impugnatura (Handle opens)	58°
Altezza braccio dalla base (Height from base)	44 mm
Lunghezza braccio (Arm length)	85,1 mm
Perno fornito (Spindle supplied)	CH-FC-38312
Rondelle flangiate fornite (Washers supplied)	CH-FW-380
Versione INOX (Stainless Steel version)	CH-12265-SS



#### CH-13502-B

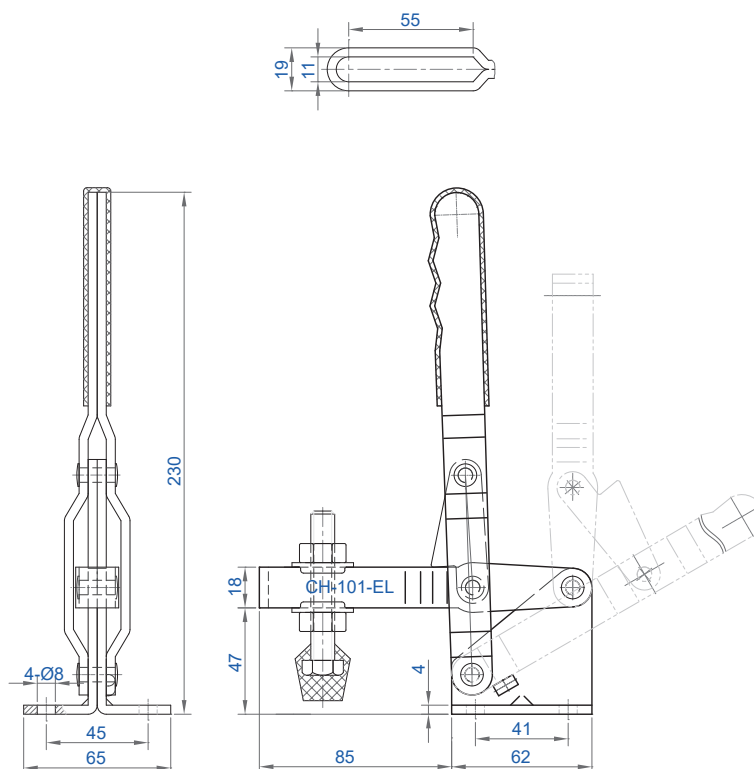
Portata (Holding force)	350 Kg
Peso (Weight)	800 gr.
Apertura braccio (Arm opens)	90°-180°
Apertura impugnatura (Handle opens)	70°-100°
Altezza braccio dalla base (Height from base)	43 mm
Lunghezza braccio (Arm length)	94,5 mm
Perno fornito (Spindle supplied)	CH-SA-108015
Rondelle flangiate fornite (Washers supplied)	CH-FW-516





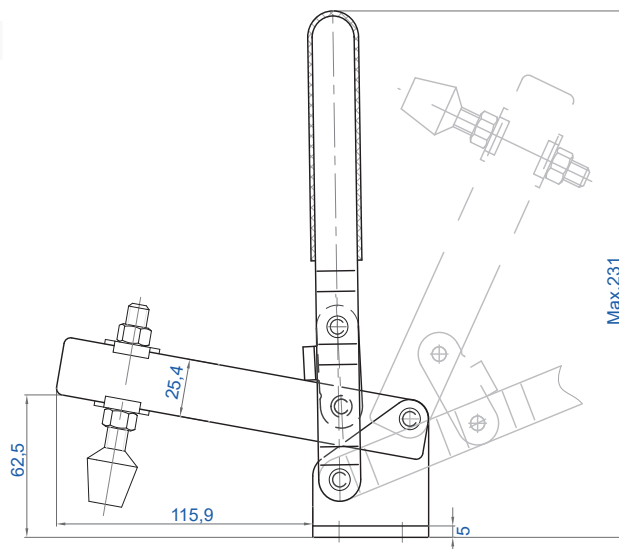
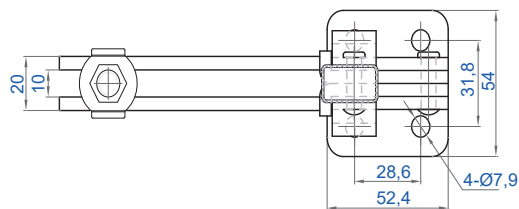
#### CH-101-EL

Portata (Holding force)	360 Kg
Peso (Weight)	860 gr.
Apertura braccio (Arm opens)	90°
Apertura impugnatura (Handle opens)	60°
Altezza braccio dalla base (Height from base)	47 mm
Lunghezza braccio (Arm length)	85 mm
Perno fornito (Spindle supplied)	CH-FC-38312
Rondelle flangiate fornite (Washers supplied)	CH-FW-380



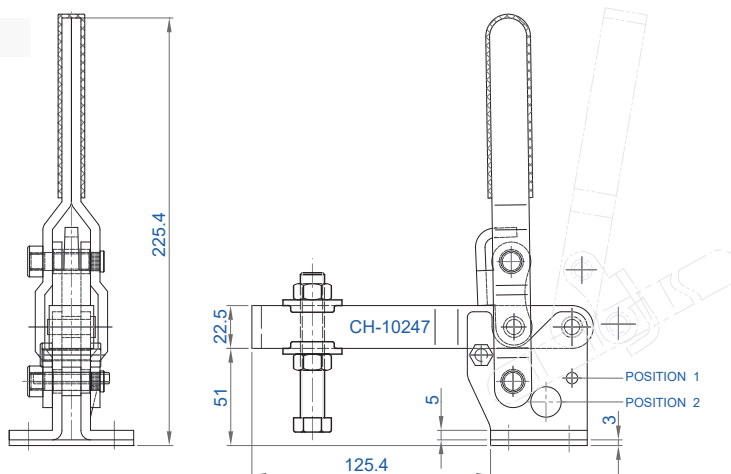
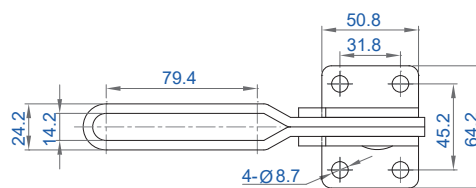
#### CH-12305

Portata (Holding force)	364 Kg
Peso (Weight)	990 gr.
Apertura braccio (Arm opens)	100°
Apertura impugnatura (Handle opens)	65°
Altezza braccio dalla base (Height from base)	64 mm
Lunghezza braccio (Arm length)	115,9 mm
Perno fornito (Spindle supplied)	CH-FC-38312
Rondelle flangiate fornite (Washers supplied)	CH-FW-380



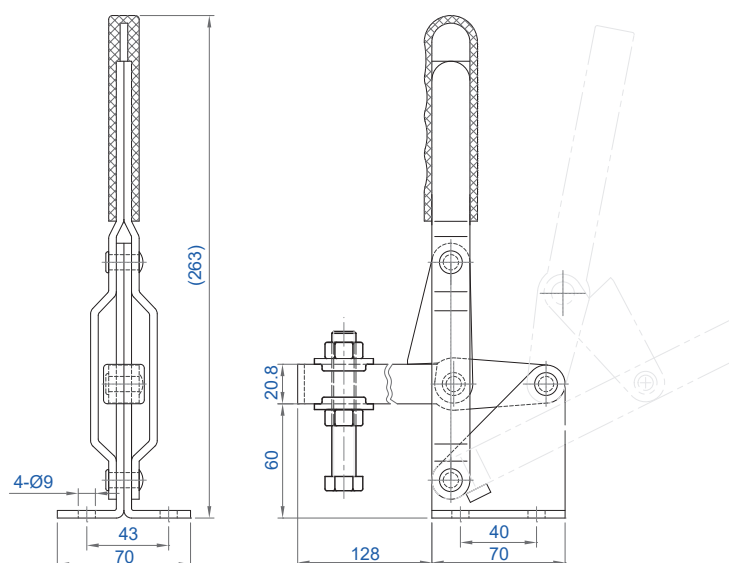
**CH-10247**

Portata (Holding force)	450 Kg
Peso (Weight)	1250 gr.
Apertura braccio (Arm opens)	100°-115°
Apertura impugnatura (Handle opens)	62°-68°
Altezza braccio dalla base (Height from base)	51 mm
Lunghezza braccio (Arm length)	125,4 mm
Perno fornito (Spindle supplied)	CH-SA-12300
Rondelle flangiate fornite (Washers supplied)	CH-FW-120



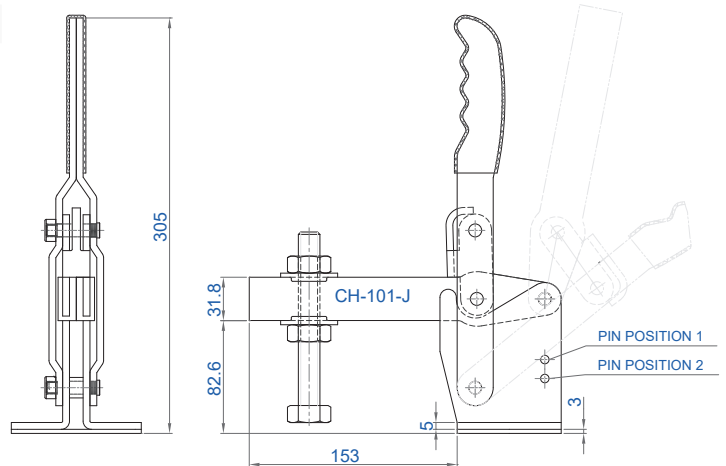
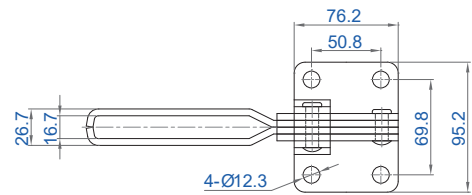
**CH-101-H**

Portata (Holding force)	460 Kg
Peso (Weight)	1250 gr.
Apertura braccio (Arm opens)	101°
Apertura impugnatura (Handle opens)	63°
Altezza braccio dalla base (Height from base)	60 mm
Lunghezza braccio (Arm length)	128 mm
Perno fornito (Spindle supplied)	CH-SA-12300
Rondelle flangiate fornite (Washers supplied)	CH-FW-120



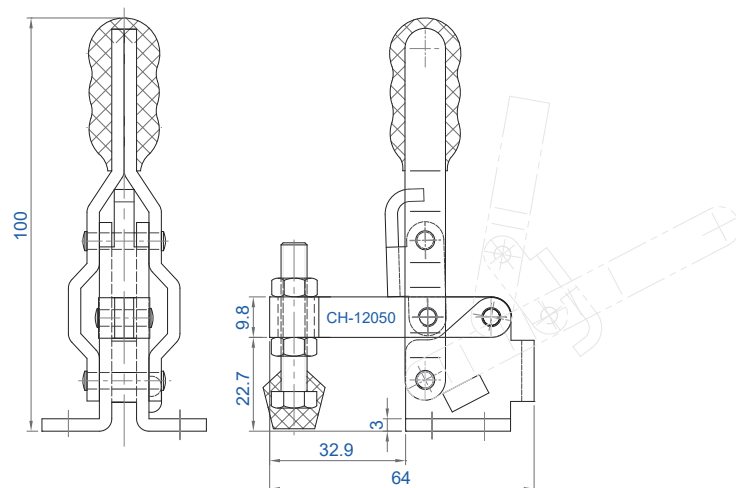
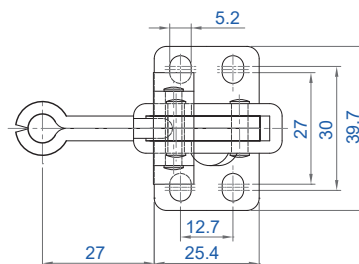
## CH-101-J

Portata (Holding force)	550 Kg
Peso (Weight)	2540 gr.
Apertura braccio (Arm opens)	100°-140°
Apertura impugnatura (Handle opens)	48°-60°
Altezza braccio dalla base (Height from base)	82,6 mm
Lunghezza braccio (Arm length)	153 mm
Perno fornito (Spindle supplied)	CH-SA-58500
Rondelle flangiate fornite (Washers supplied)	CH-FW-120



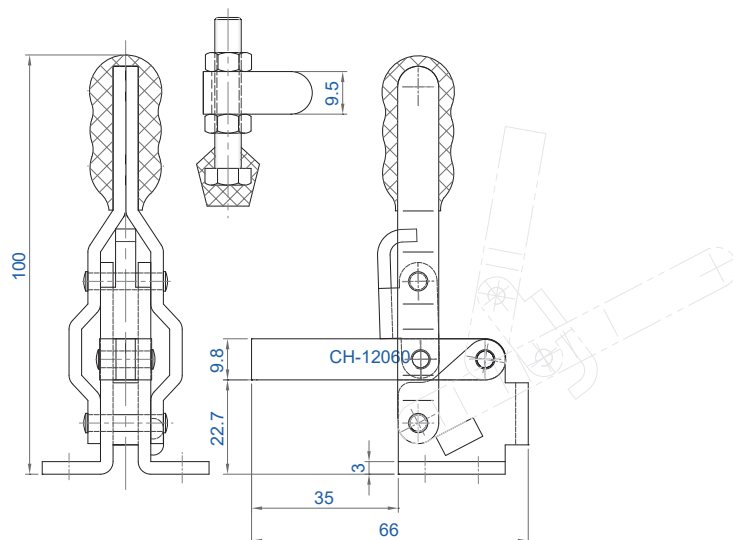
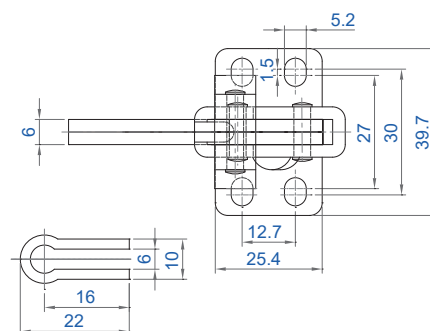
#### CH-12050

Portata (Holding force)	91 Kg
Peso (Weight)	170 gr.
Apertura braccio (Arm opens)	100°
Apertura impugnatura (Handle opens)	60°
Altezza braccio dalla base (Height from base)	22,7 mm
Lunghezza braccio (Arm length)	32,9 mm
Perno fornito (Spindle supplied)	CH-FC-14134
Versione INOX (Stainless Steel version)	CH-12050-SS



#### CH-12060

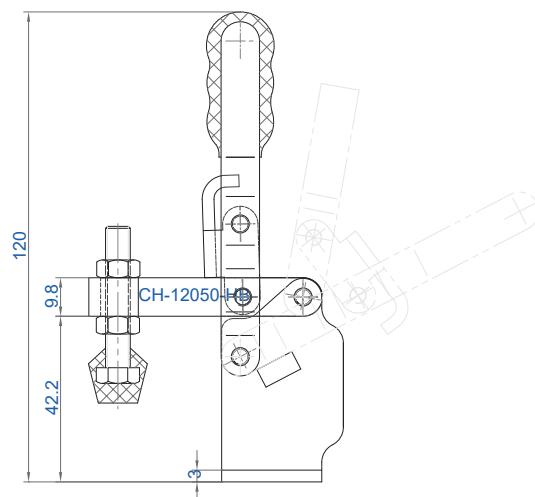
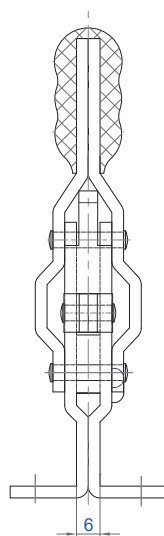
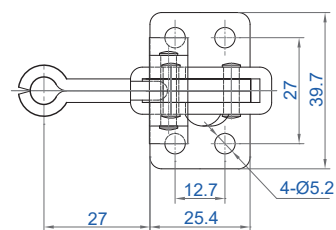
Portata (Holding force)	91 Kg
Peso (Weight)	170 gr.
Apertura braccio (Arm opens)	100°
Apertura impugnatura (Handle opens)	60°
Altezza braccio dalla base (Height from base)	22,7 mm
Lunghezza braccio (Arm length)	35 mm
Perno fornito (Spindle supplied)	CH-FC-14134
Clip di tenuta fornita (Bolt retainer supplied)	BR-141





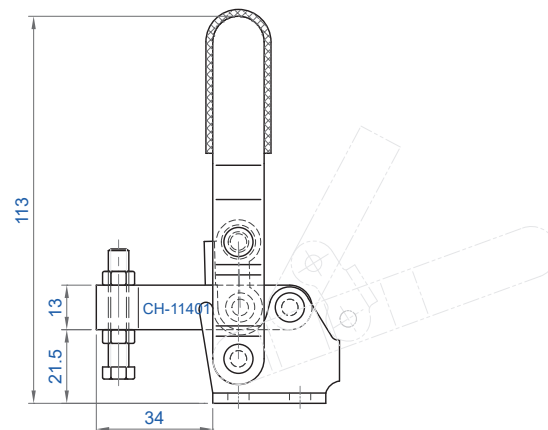
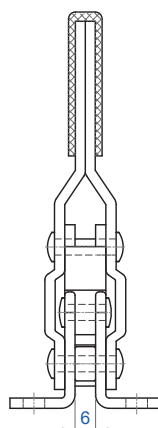
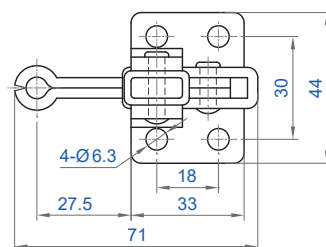
#### CH-12050-HB

Portata (Holding force)	91 Kg
Peso (Weight)	186 gr.
Apertura braccio (Arm opens)	100°
Apertura impugnatura (Handle opens)	60°
Altezza braccio dalla base (Height from base)	42,2 mm
Lunghezza braccio (Arm length)	27 mm
Perno fornito (Spindle supplied)	CH-FC-14134



#### CH-11401

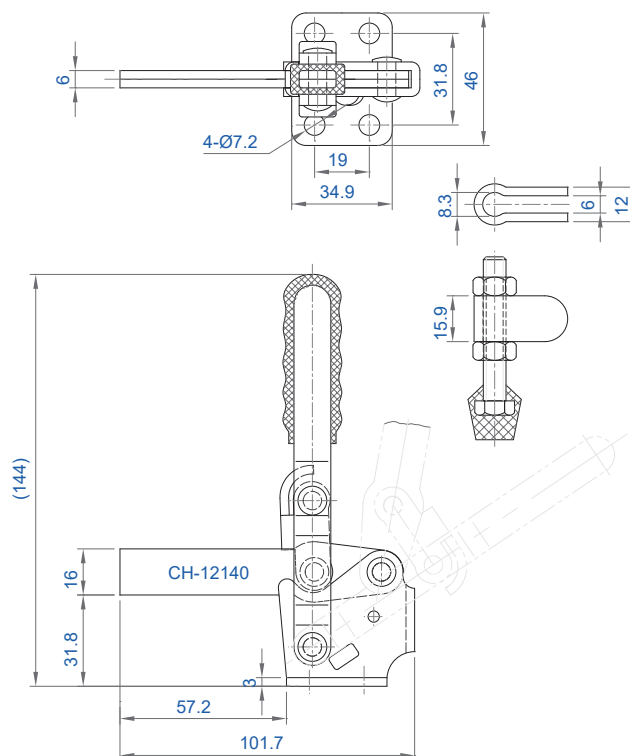
Portata (Holding force)	100 Kg
Peso (Weight)	200 gr.
Apertura braccio (Arm opens)	118°
Apertura impugnatura (Handle opens)	70°
Altezza braccio dalla base (Height from base)	22,7 mm
Lunghezza braccio (Arm length)	34 mm
Perno fornito (Spindle supplied)	CH-SA-064010





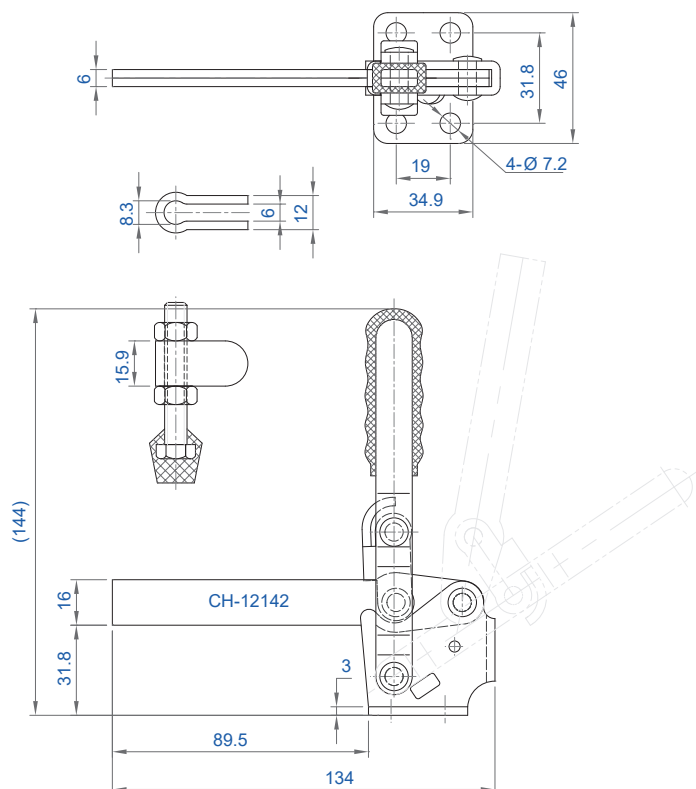
#### CH-12140

Portata (Holding force)	227 Kg
Peso (Weight)	340 gr.
Apertura braccio (Arm opens)	100°
Apertura impugnatura (Handle opens)	60°
Altezza braccio dalla base (Height from base)	31,8 mm
Lunghezza braccio (Arm length)	57,2 mm
Perno fornito (Spindle supplied)	CH-FC-56212
Clip di tenuta fornita (Bolt retainer supplied)	BR-516



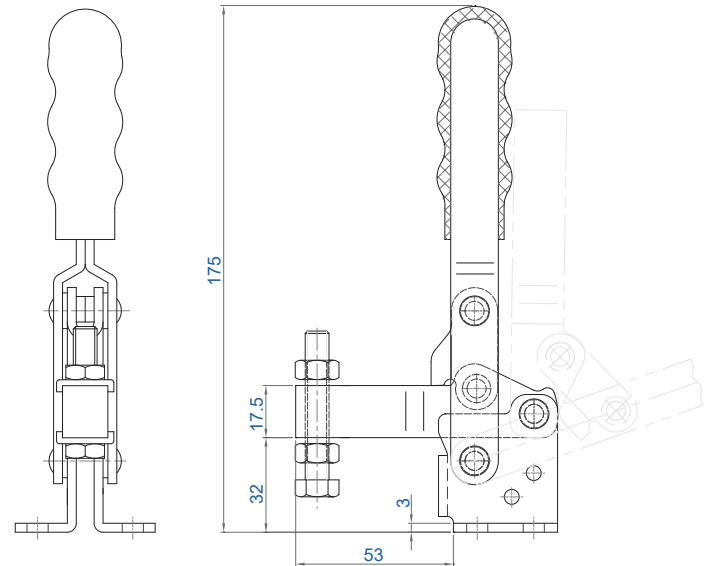
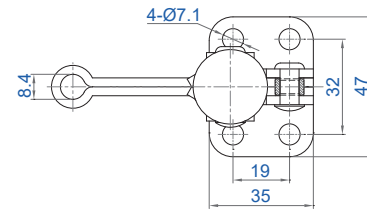
#### CH-12142

Portata (Holding force)	227 Kg
Peso (Weight)	355 gr.
Apertura braccio (Arm opens)	100°
Apertura impugnatura (Handle opens)	60°
Altezza braccio dalla base (Height from base)	31,8 mm
Lunghezza braccio (Arm length)	89,5 mm
Perno fornito (Spindle supplied)	CH-FC-56212
Clip di tenuta fornita (Bolt retainer supplied)	BR-516



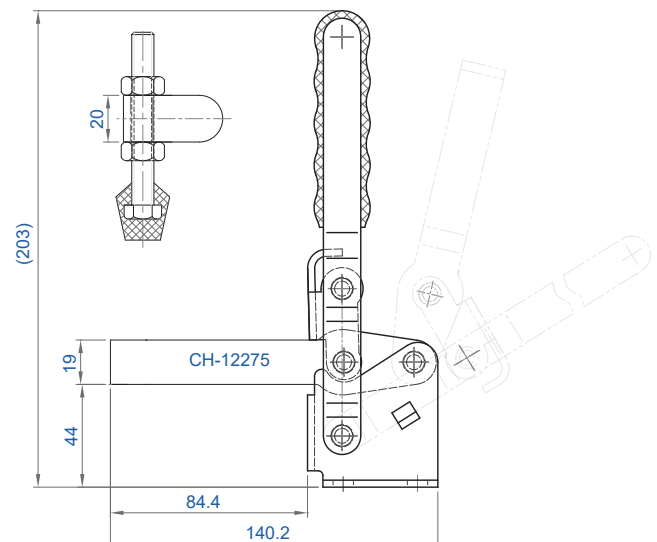
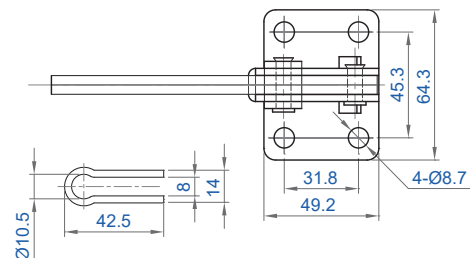
**CH-12502-C**

Portata (Holding force)	250 Kg
Peso (Weight)	418 gr.
Apertura braccio (Arm opens)	90°-150°
Apertura impugnatura (Handle opens)	70°-100°
Altezza braccio dalla base (Height from base)	32 mm
Lunghezza braccio (Arm length)	53 mm
Perno fornito (Spindle supplied)	CH-SA-085012



**CH-12275**

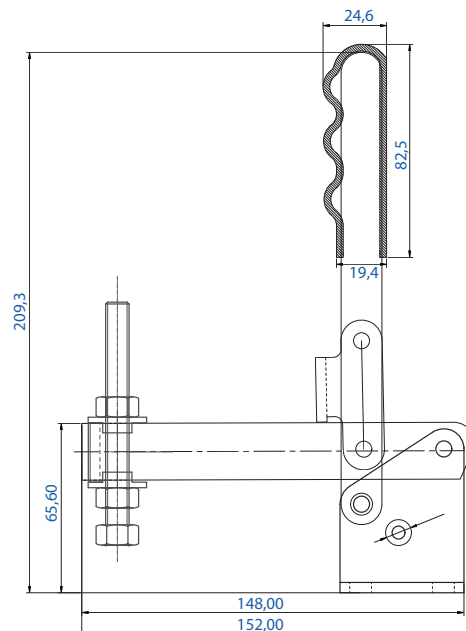
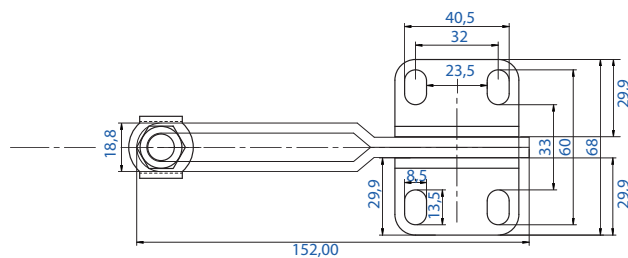
Portata (Holding force)	340 Kg
Peso (Weight)	680 gr.
Apertura braccio (Arm opens)	105°
Apertura impugnatura (Handle opens)	58°
Altezza braccio dalla base (Height from base)	44 mm
Lunghezza braccio (Arm length)	84,4 mm
Perno fornito (Spindle supplied)	CH-FC-38312
Clip di tenuta fornita (Bolt retainer supplied)	BR-38



#### CH-U13

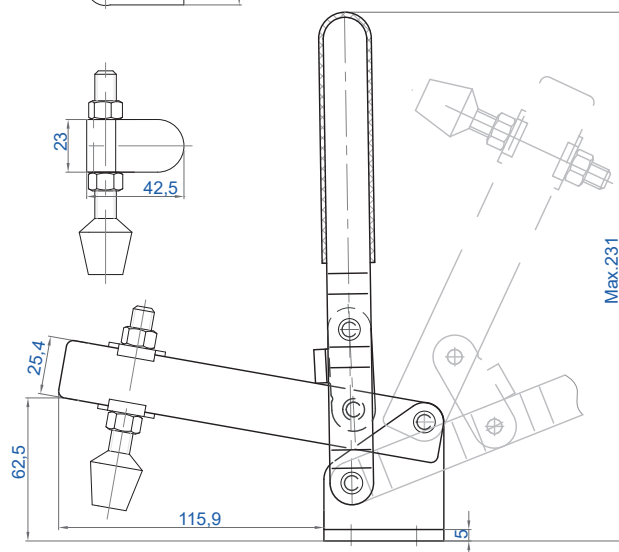
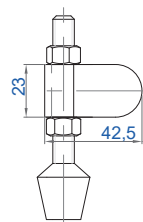

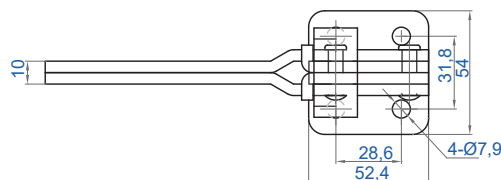


Portata (Holding force)	350 Kg
Peso (Weight)	740 gr.
Apertura braccio (Arm opens)	120°
Apertura impugnatura (Handle opens)	88°
Altezza braccio dalla base (Height from base)	43 mm
Lunghezza braccio (Arm length)	70 mm
Perno fornito (Spindle supplied)	CH-SA-107515
Rondelle flangiate fornite (Washers supplied)	-



#### CH-12315

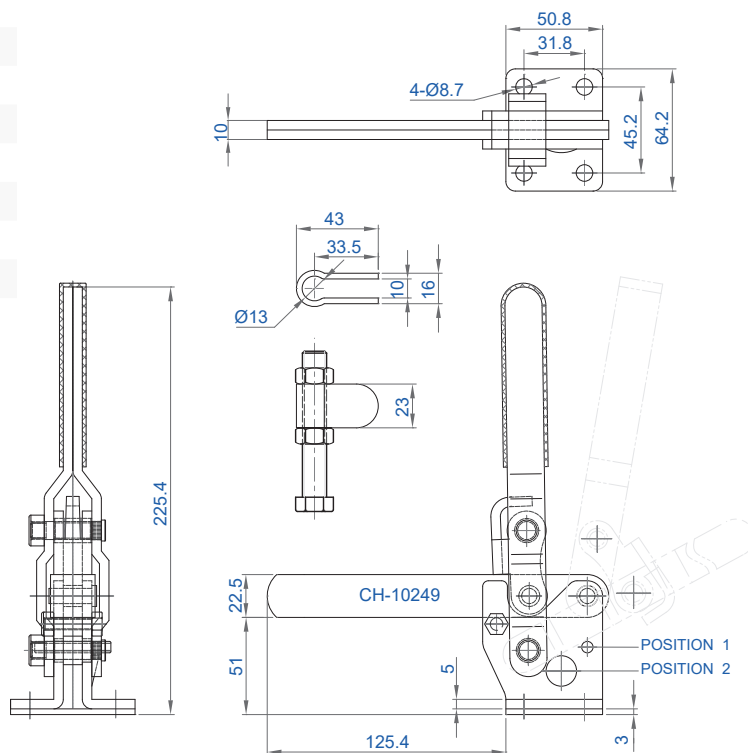
Portata (Holding force)	364 Kg
Peso (Weight)	990 gr.
Apertura braccio (Arm opens)	100°
Apertura impugnatura (Handle opens)	65°
Altezza braccio dalla base (Height from base)	64 mm
Lunghezza braccio (Arm length)	115,9 mm
Perno fornito (Spindle supplied)	CH-FC-38312
Clip di tenuta fornita (Bolt retainer supplied)	BR-380





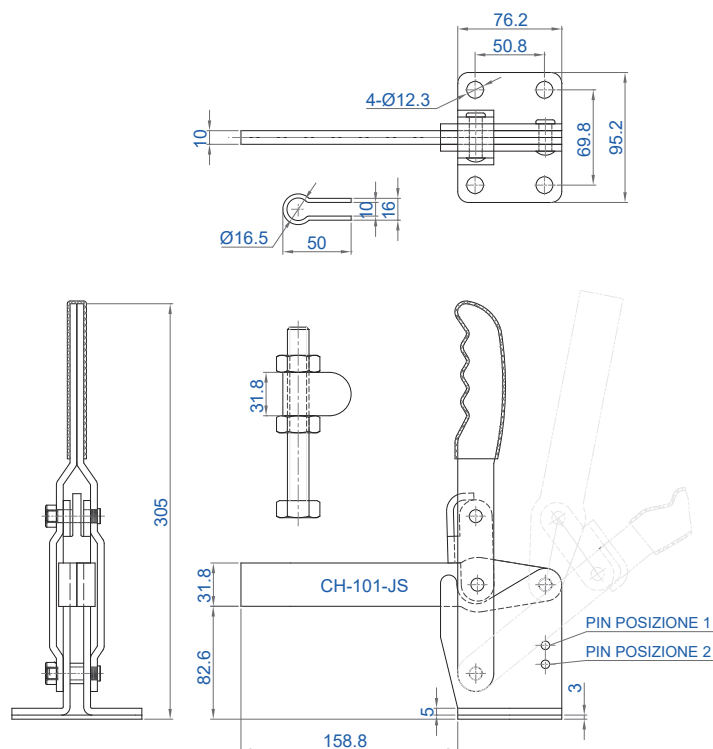
### CH-10249

Portata (Holding force)	450 Kg
Peso (Weight)	1250 gr.
Apertura braccio (Arm opens)	100°-115°
Apertura impugnatura (Handle opens)	62°-68°
Altezza braccio dalla base (Height from base)	51 mm
Lunghezza braccio (Arm length)	125,4 mm
Perno fornito (Spindle supplied)	CH-SA-12300
Clip di tenuta fornita (Bolt retainer supplied)	BR-380



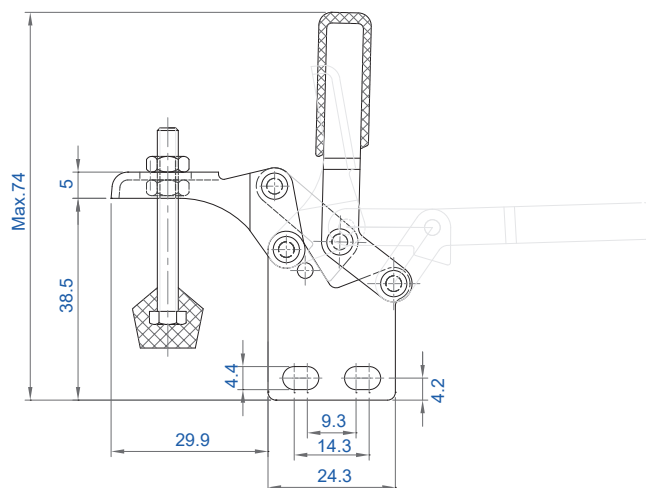
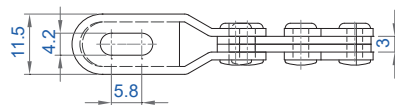
### CH-101-JS

Portata (Holding force)	550 Kg
Peso (Weight)	2540 gr.
Apertura braccio (Arm opens)	100°-140°
Apertura impugnatura (Handle opens)	48°-60°
Altezza braccio dalla base (Height from base)	82,6 mm
Lunghezza braccio (Arm length)	158,8 mm
Perno fornito (Spindle supplied)	CH-SA-58500
Clip di tenuta fornita (Bolt retainer supplied)	BR-580



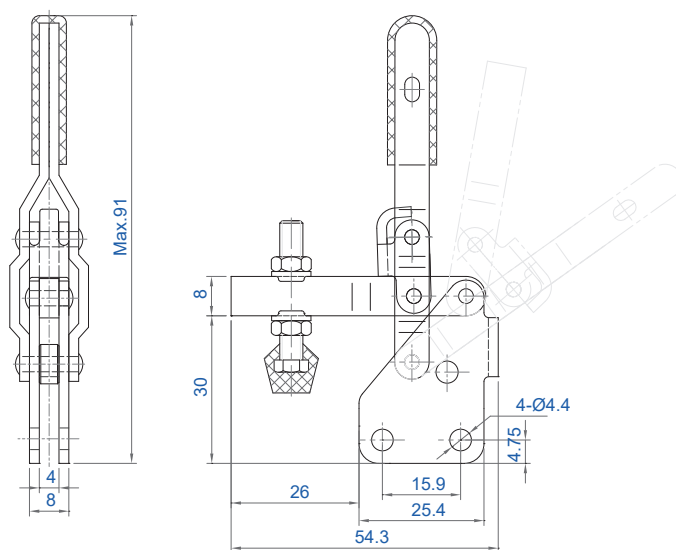
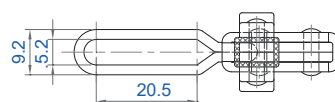
#### CH-14009

Portata (Holding force)	30 Kg
Peso (Weight)	40 gr.
Apertura braccio (Arm opens)	80°
Apertura impugnatura (Handle opens)	88°
Altezza braccio dalla base (Height from base)	38,5 mm
Lunghezza braccio (Arm length)	29,9 mm
Perno fornito (Spindle supplied)	CH-FC-044207



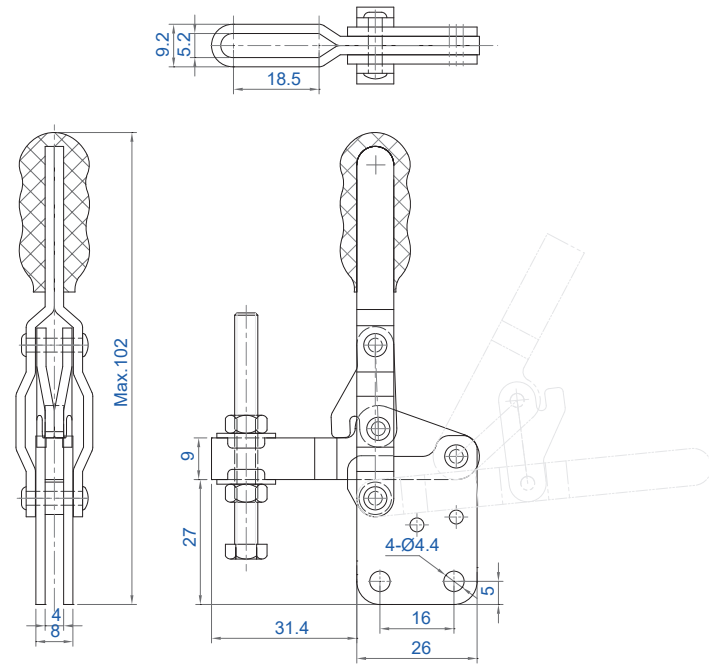
#### CH-101-AI

Portata (Holding force)	50 Kg
Peso (Weight)	60 gr.
Apertura braccio (Arm opens)	100°
Apertura impugnatura (Handle opens)	56°
Altezza braccio dalla base (Height from base)	30 mm
Lunghezza braccio (Arm length)	26 mm
Perno fornito (Spindle supplied)	CH-FC-10138
Rondelle flangiate fornite (Washers supplied)	CH-FW-080



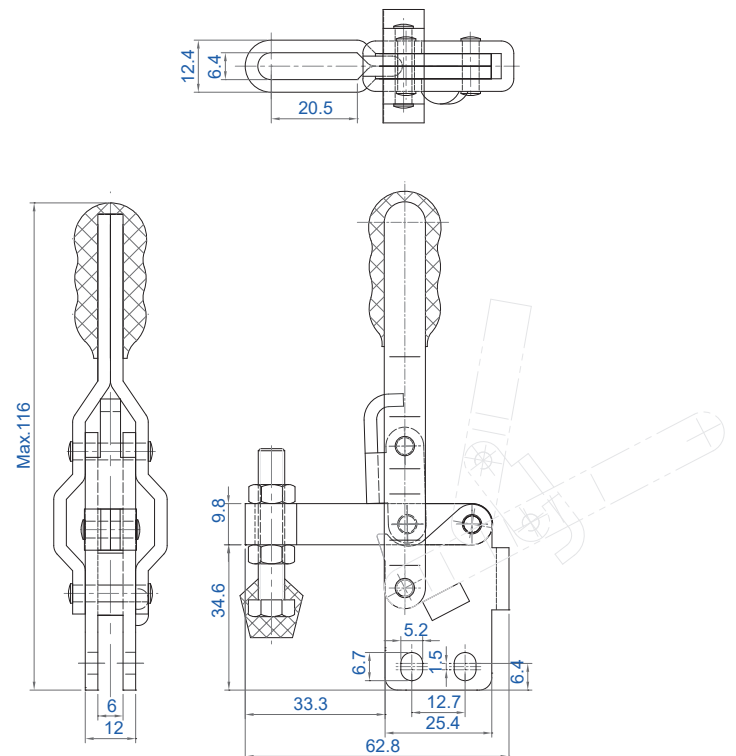
**CH-10751-B**

Portata (Holding force)	75 Kg
Peso (Weight)	50 gr.
Apertura braccio (Arm opens)	130°-195°
Apertura impugnatura (Handle opens)	90°-125°
Altezza braccio dalla base (Height from base)	27 mm
Lunghezza braccio (Arm length)	31,4 mm
Perno fornito (Spindle supplied)	CH-SA-055008
Rondelle flangiate fornite (Washers supplied)	CH-FW-100



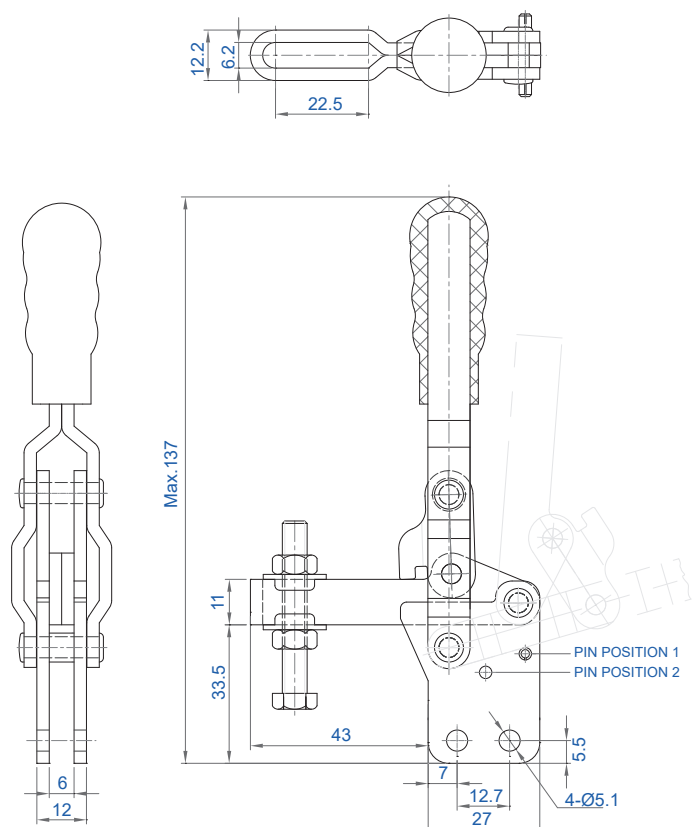
**CH-12055-U**

Portata (Holding force)	91 Kg
Peso (Weight)	170 gr.
Apertura braccio (Arm opens)	100°
Apertura impugnatura (Handle opens)	60°
Altezza braccio dalla base (Height from base)	34,5 mm
Lunghezza braccio (Arm length)	33,3 mm
Perno fornito (Spindle supplied)	CH-FC-14134
Rondelle flangiate fornite (Washers supplied)	CH-FW-141



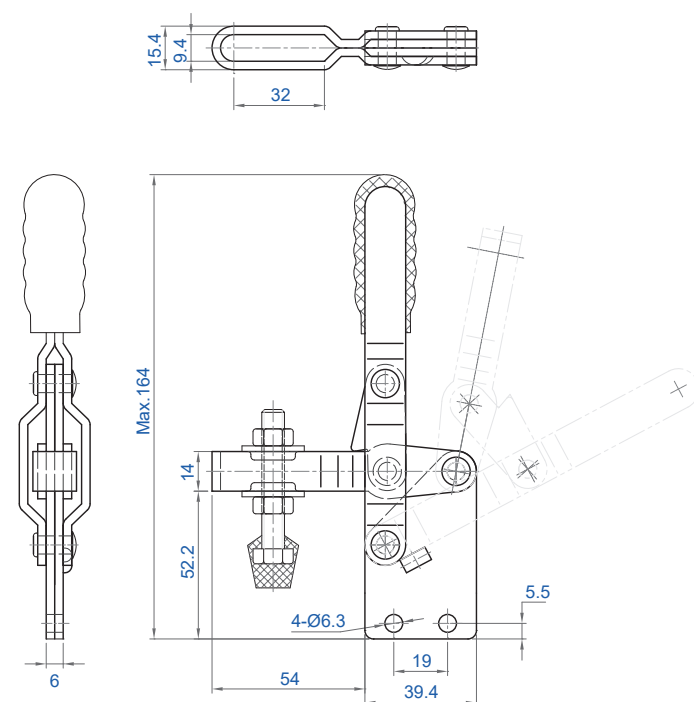
#### CH-11501-B

Portata (Holding force)	150 Kg
Peso (Weight)	230 gr.
Apertura braccio (Arm opens)	95°-185°
Apertura impugnatura (Handle opens)	75°-110°
Altezza braccio dalla base (Height from base)	33,5 mm
Lunghezza braccio (Arm length)	43 mm
Perno fornito (Spindle supplied)	CH-SA-065010
Rondelle flangiate fornite (Washers supplied)	CH-FW-140



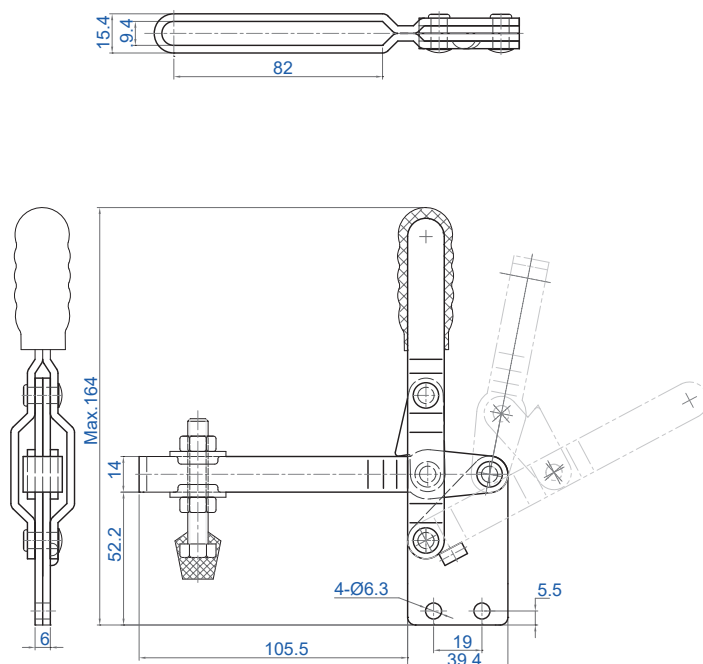
#### CH-101-DI

Portata (Holding force)	180 Kg
Peso (Weight)	330 gr.
Apertura braccio (Arm opens)	100°
Apertura impugnatura (Handle opens)	60°
Altezza braccio dalla base (Height from base)	46,7 mm
Lunghezza braccio (Arm length)	52.2 mm
Perno fornito (Spindle supplied)	CH-FC-56212
Rondelle flangiate fornite (Washers supplied)	CH-FW-516



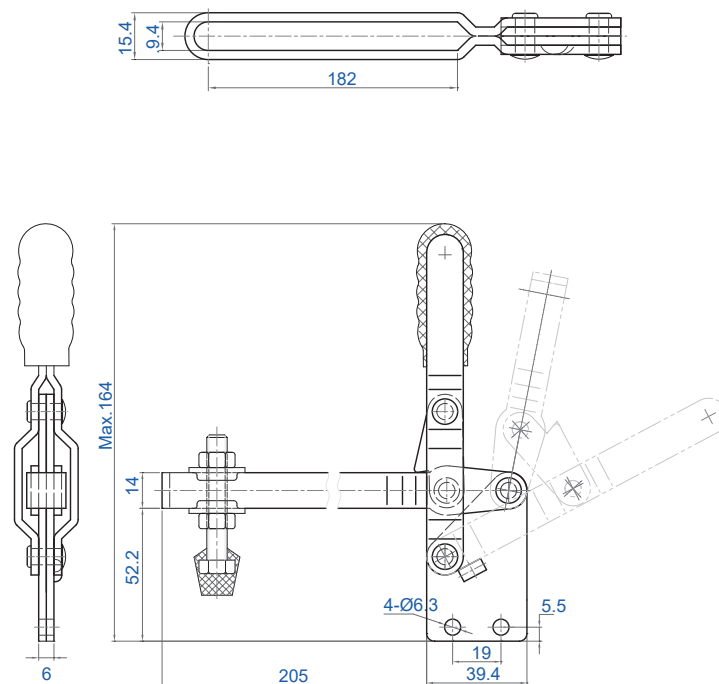
#### CH-101-EI

Portata (Holding force)	180 Kg
Peso (Weight)	380 gr.
Apertura braccio (Arm opens)	100°
Apertura impugnatura (Handle opens)	60°
Altezza braccio dalla base (Height from base)	52.2 mm
Lunghezza braccio (Arm length)	105,5 mm
Perno fornito (Spindle supplied)	CH-FC-56212
Rondelle flangiate fornite (Washers supplied)	CH-FW-516



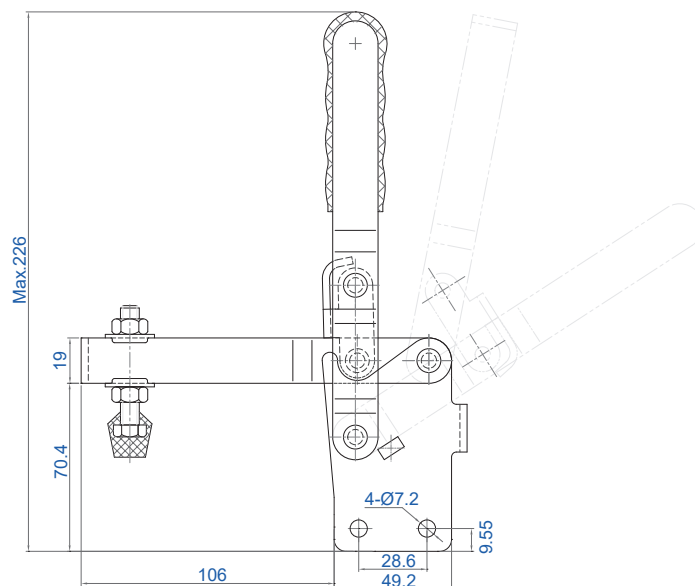
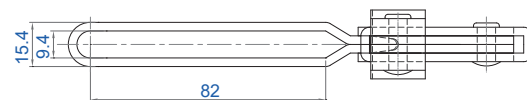
#### CH-101-EI-20

Portata (Holding force)	180 Kg
Peso (Weight)	440 gr.
Apertura braccio (Arm opens)	100°
Apertura impugnatura (Handle opens)	60°
Altezza braccio dalla base (Height from base)	52.2 mm
Lunghezza braccio (Arm length)	205 mm
Perno fornito (Spindle supplied)	CH-FC-56212
Rondelle flangiate fornite (Washers supplied)	CH-FW-516



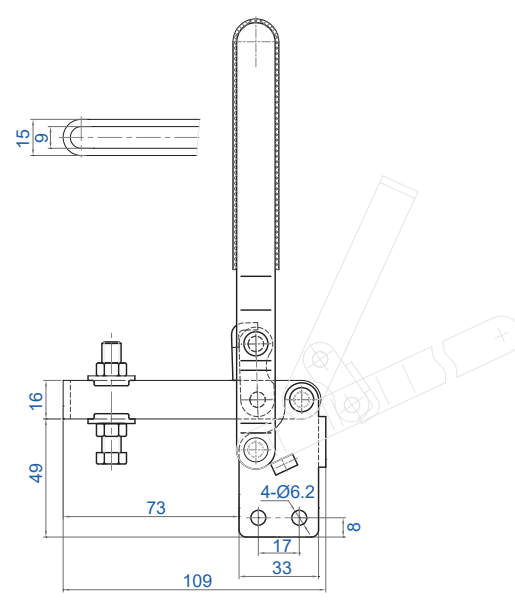
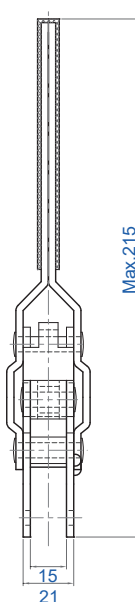
#### CH-12210

Portata (Holding force)	182 Kg
Peso (Weight)	620 gr.
Apertura braccio (Arm opens)	101°
Apertura impugnatura (Handle opens)	57°
Altezza braccio dalla base (Height from base)	70.4 mm
Lunghezza braccio (Arm length)	105 mm
Perno fornito (Spindle supplied)	CH-FC-56212
Rondelle flangiate fornite (Washers supplied)	CH-FW-516



#### CH-12412

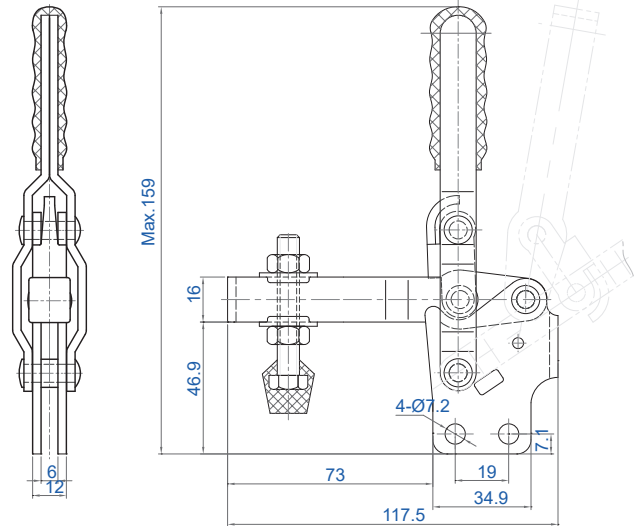
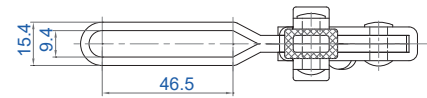
Portata (Holding force)	200 Kg
Peso (Weight)	420 gr.
Apertura braccio (Arm opens)	110°
Apertura impugnatura (Handle opens)	64°
Altezza braccio dalla base (Height from base)	49 mm
Lunghezza braccio (Arm length)	73 mm
Perno fornito (Spindle supplied)	CH-SA-085012
Rondelle flangiate fornite (Washers supplied)	CH-FW-516





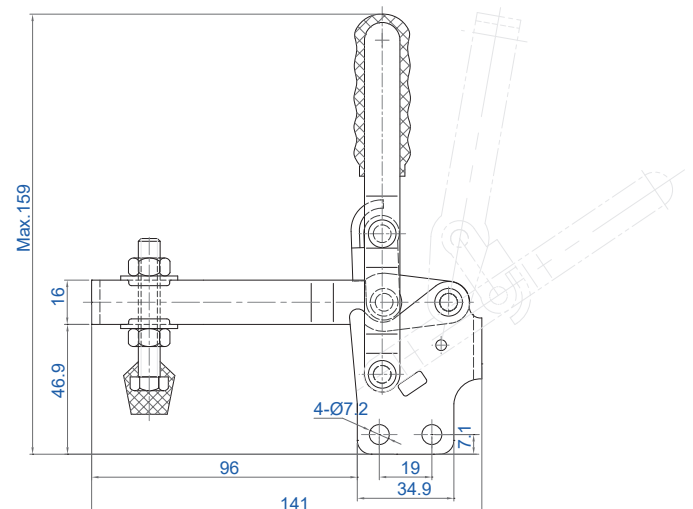
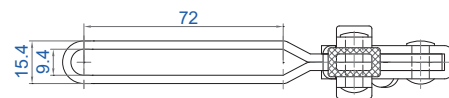
**CH-12135**

Portata (Holding force)	227 Kg
Peso (Weight)	355 gr.
Apertura braccio (Arm opens)	100°
Apertura impugnatura (Handle opens)	60°
Altezza braccio dalla base (Height from base)	46,9 mm
Lunghezza braccio (Arm length)	73 mm
Perno fornito (Spindle supplied)	CH-FC-56212
Rondelle flangiate fornite (Washers supplied)	CH-FW-516



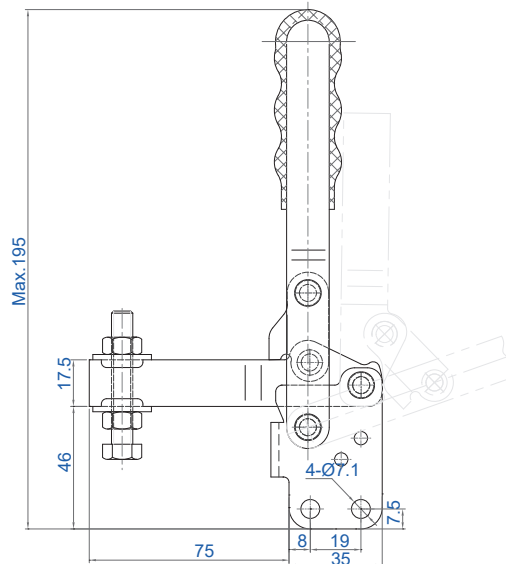
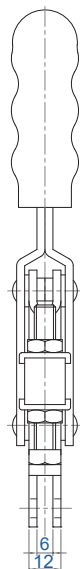
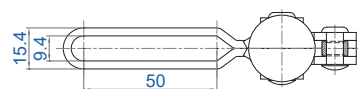
**CH-12137**

Portata (Holding force)	227 Kg
Peso (Weight)	370 gr.
Apertura braccio (Arm opens)	100°
Apertura impugnatura (Handle opens)	60°
Altezza braccio dalla base (Height from base)	46,9 mm
Lunghezza braccio (Arm length)	96 mm
Perno fornito (Spindle supplied)	CH-FC-56212
Rondelle flangiate fornite (Washers supplied)	CH-FW-516



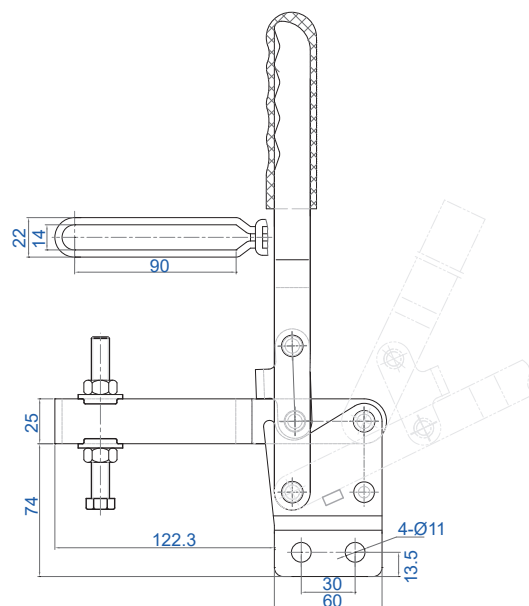
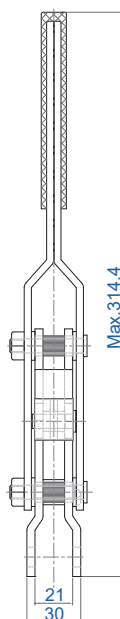
#### CH-12501-B

Portata (Holding force)	250 Kg
Peso (Weight)	418 gr.
Apertura braccio (Arm opens)	90°-150°
Apertura impugnatura (Handle opens)	70°-100°
Altezza braccio dalla base (Height from base)	46 mm
Lunghezza braccio (Arm length)	75 mm
Perno fornito (Spindle supplied)	CH-SA-085012
Rondelle flangiate fornite (Washers supplied)	CH-FW-516



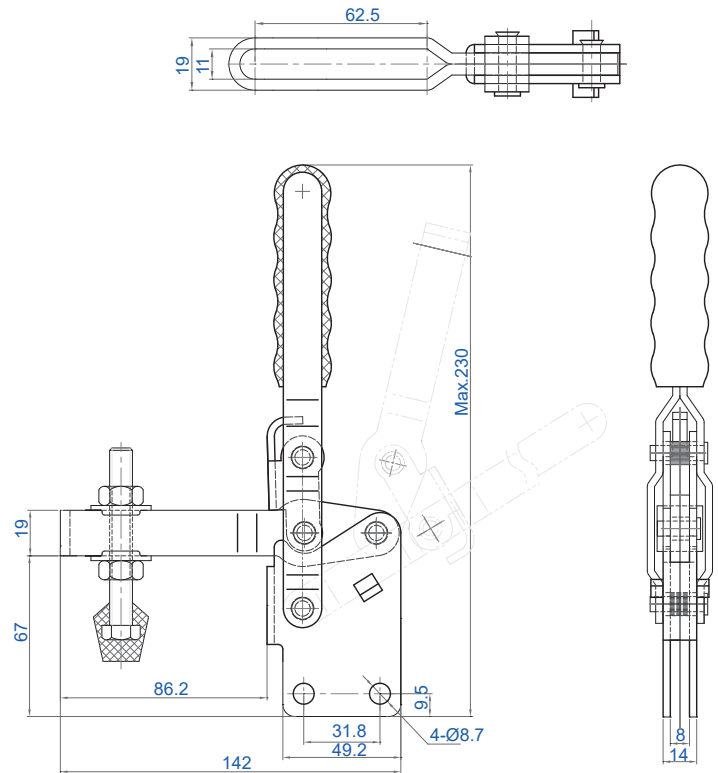
#### CH-13412

Portata (Holding force)	300 Kg
Peso (Weight)	1340 gr.
Apertura braccio (Arm opens)	115°
Apertura impugnatura (Handle opens)	64°
Altezza braccio dalla base (Height from base)	74 mm
Lunghezza braccio (Arm length)	122,3 mm
Perno fornito (Spindle supplied)	CH-SA-109015
Rondelle flangiate fornite (Washers supplied)	CH-FW-380



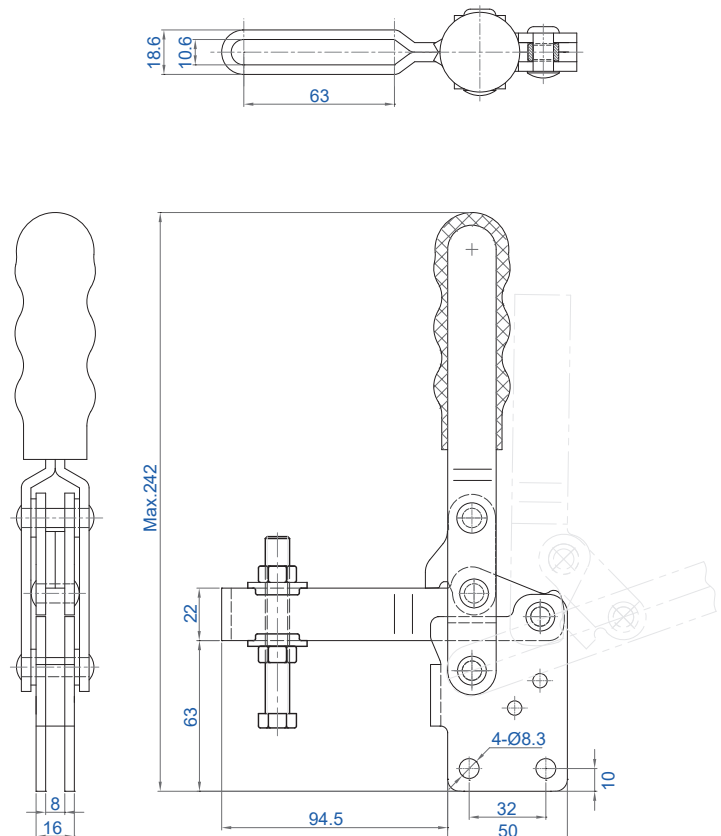
#### CH-12270

Portata (Holding force)	340 Kg
Peso (Weight)	635 gr.
Apertura braccio (Arm opens)	105°
Apertura impugnatura (Handle opens)	58°
Altezza braccio dalla base (Height from base)	67 mm
Lunghezza braccio (Arm length)	86,2 mm
Perno fornito (Spindle supplied)	CH-FC-38312
Rondelle flangiate fornite (Washers supplied)	CH-FW-380



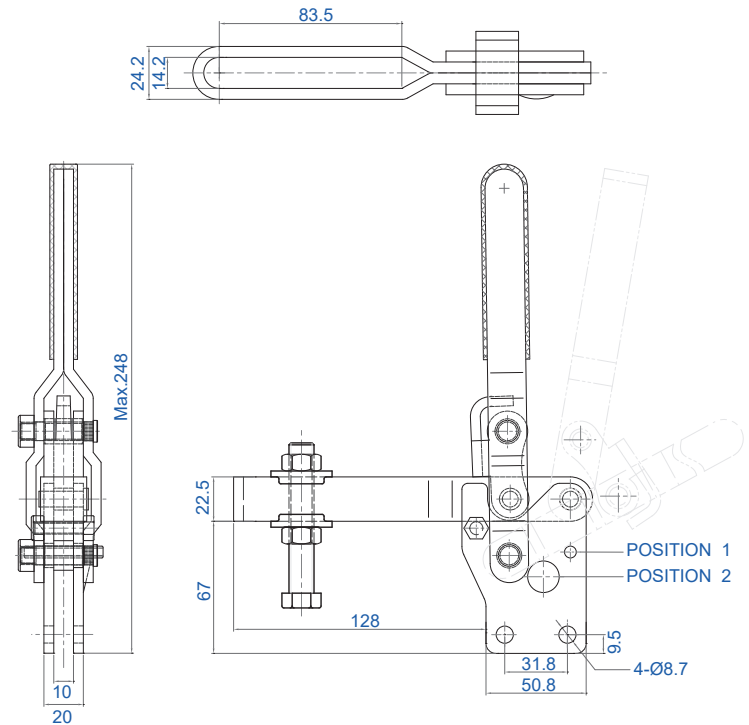
#### CH-13501-B

Portata (Holding force)	350 Kg
Peso (Weight)	800 gr.
Apertura braccio (Arm opens)	90°-180°
Apertura impugnatura (Handle opens)	70°-100°
Altezza braccio dalla base (Height from base)	63 mm
Lunghezza braccio (Arm length)	94,5 mm
Perno fornito (Spindle supplied)	CH-SA-108015
Rondelle flangiate fornite (Washers supplied)	CH-FW-516



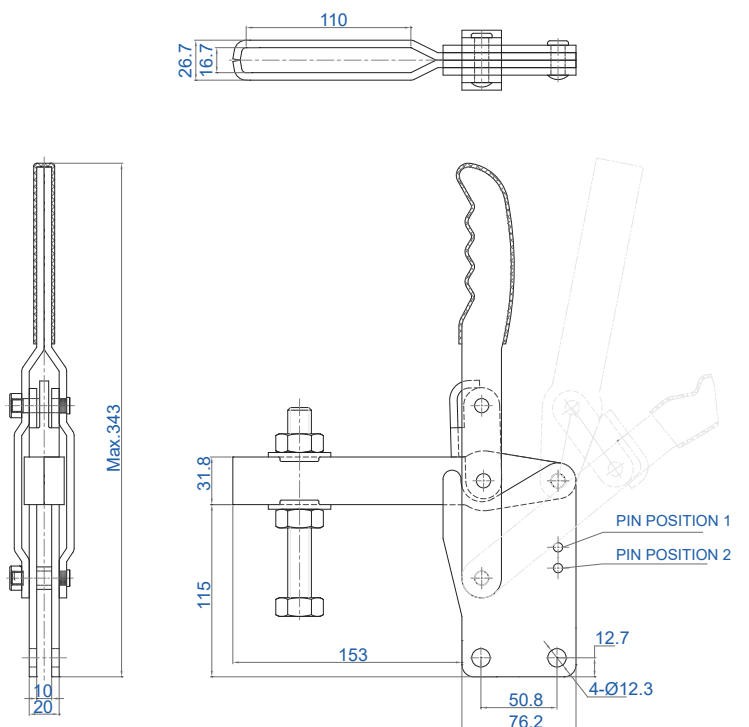
## CH-10248

Portata (Holding force)	450 Kg
Peso (Weight)	1250 gr.
Apertura braccio (Arm opens)	100°-115°
Apertura impugnatura (Handle opens)	62°-68°
Altezza braccio dalla base (Height from base)	67 mm
Lunghezza braccio (Arm length)	128 mm
Perno fornito (Spindle supplied)	CH-SA-12300
Rondelle flangiate fornite (Washers supplied)	CH-FW-120



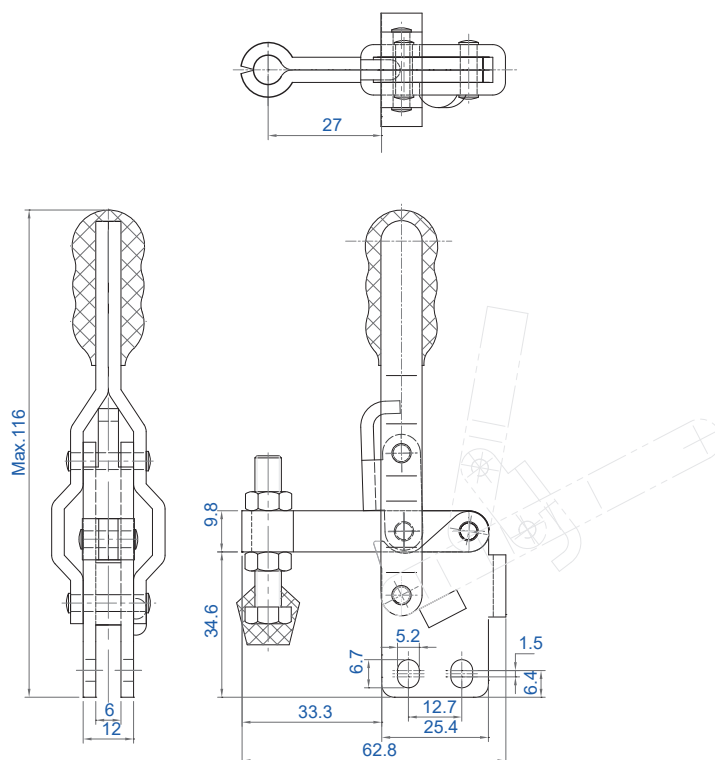
## CH-101-JSB

Portata (Holding force)	550 Kg
Peso (Weight)	2540 gr.
Apertura braccio (Arm opens)	100°-140°
Apertura impugnatura (Handle opens)	48°-60°
Altezza braccio dalla base (Height from base)	115 mm
Lunghezza braccio (Arm length)	86,2 mm
Perno fornito (Spindle supplied)	CH-SA-58500
Rondelle flangiate fornite (Washers supplied)	CH-FW-120



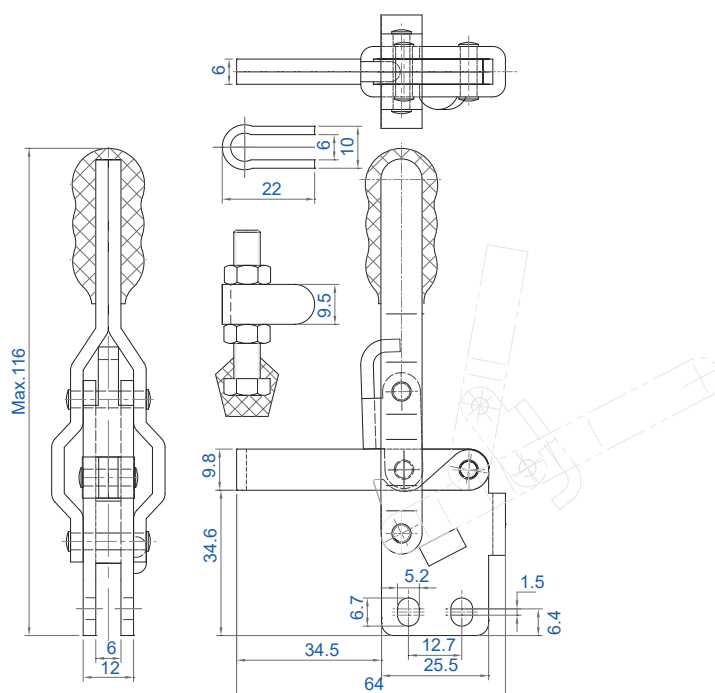
#### CH-12055

Portata (Holding force)	91 Kg
Peso (Weight)	170 gr.
Apertura braccio (Arm opens)	100°
Apertura impugnatura (Handle opens)	60°
Altezza braccio dalla base (Height from base)	34,6 mm
Lunghezza braccio (Arm length)	33,3 mm
Perno fornito (Spindle supplied)	CH-FC-14134



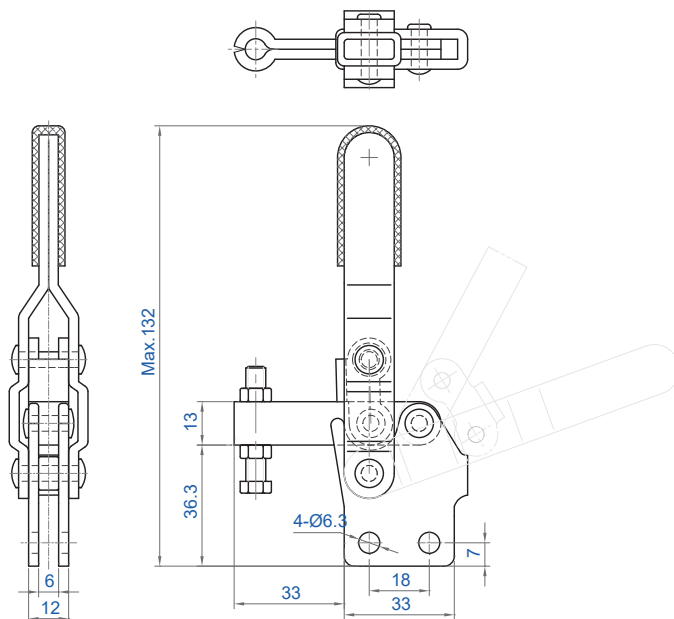
#### CH-12065

Portata (Holding force)	91 Kg
Peso (Weight)	170 gr.
Apertura braccio (Arm opens)	100°
Apertura impugnatura (Handle opens)	60°
Altezza braccio dalla base (Height from base)	34,6 mm
Lunghezza braccio (Arm length)	34,5 mm
Perno fornito (Spindle supplied)	CH-FC-14134
Clip di tenuta fornita (Bolt retainer supplied)	BR-141



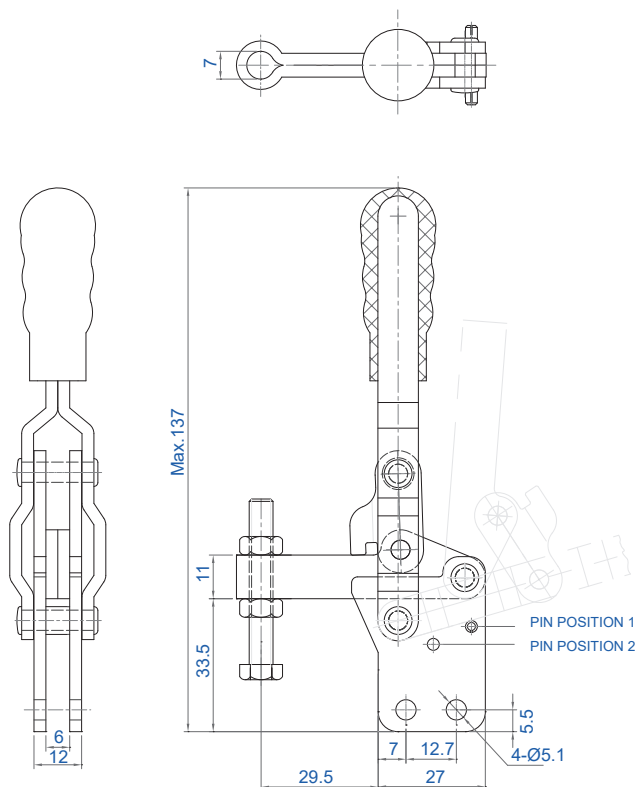
#### CH-12401

Portata (Holding force)	100 Kg
Peso (Weight)	200 gr.
Apertura braccio (Arm opens)	118°
Apertura impugnatura (Handle opens)	70°
Altezza braccio dalla base (Height from base)	36,3 mm
Lunghezza braccio (Arm length)	33 mm
Perno fornito (Spindle supplied)	CH-SA-064010



#### CH-11501-C

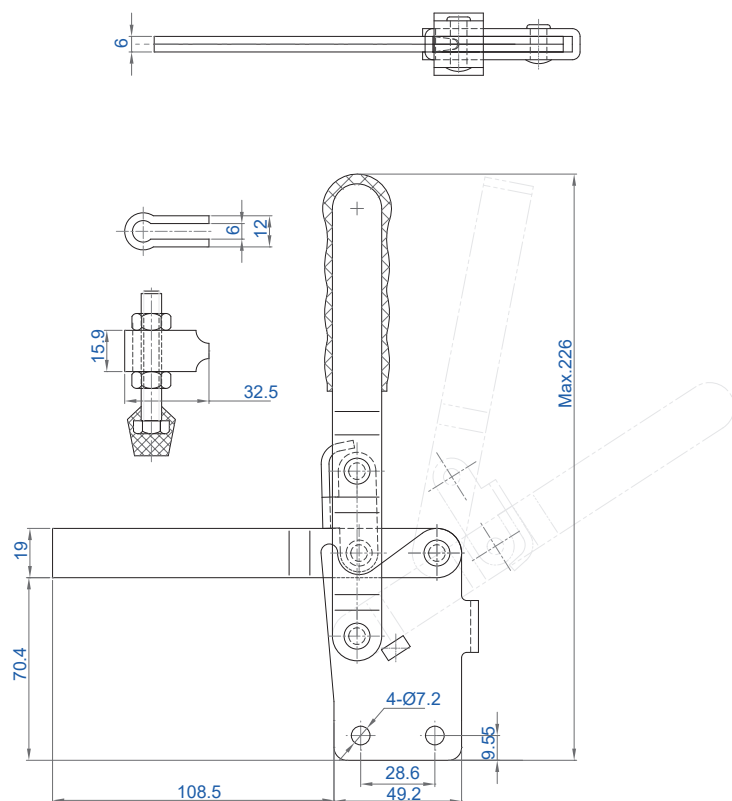
Portata (Holding force)	150 Kg
Peso (Weight)	230 gr.
Apertura braccio (Arm opens)	95°-185°
Apertura impugnatura (Handle opens)	75°-110°
Altezza braccio dalla base (Height from base)	33,5 mm
Lunghezza braccio (Arm length)	29,5 mm
Perno fornito (Spindle supplied)	CH-SA-065010





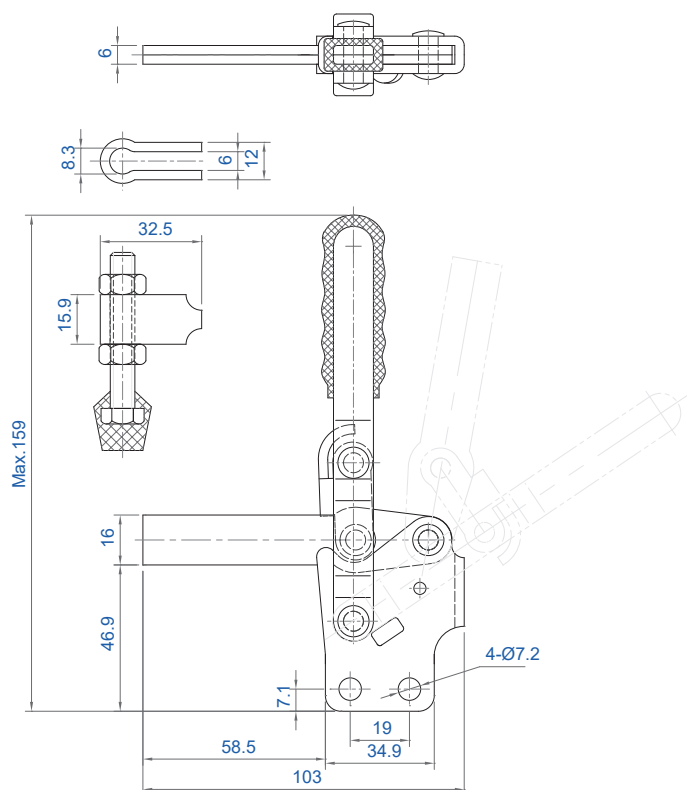
#### CH-12220

Portata (Holding force)	182 Kg
Peso (Weight)	620 gr.
Apertura braccio (Arm opens)	101°
Apertura impugnatura (Handle opens)	57°
Altezza braccio dalla base (Height from base)	70,4 mm
Lunghezza braccio (Arm length)	108,5 mm
Perno fornito (Spindle supplied)	CH-FC-56212
Clip di tenuta fornita (Bolt retainer supplied)	BR-516



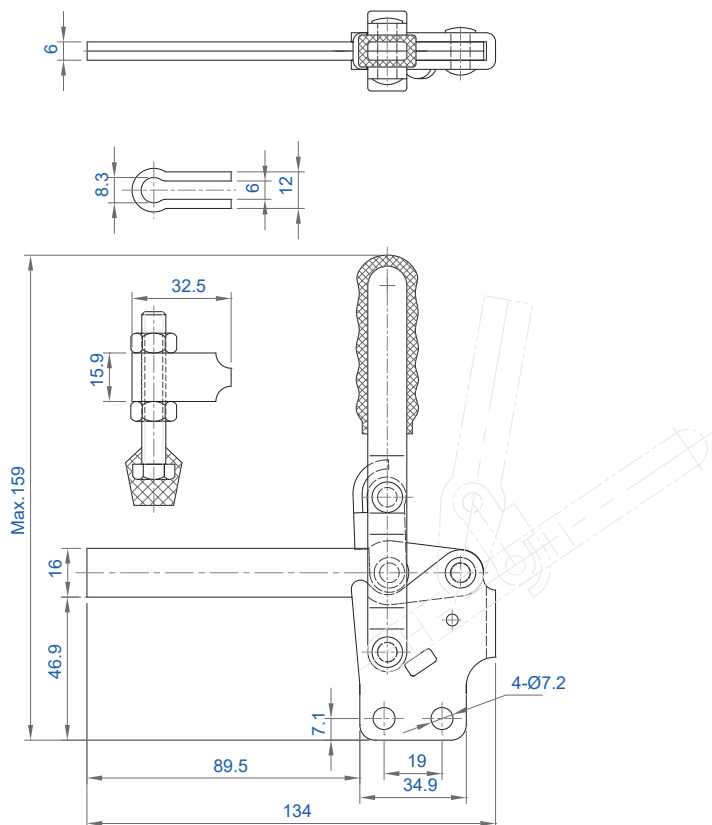
#### CH-12145

Portata (Holding force)	227 Kg
Peso (Weight)	340 gr.
Apertura braccio (Arm opens)	100°
Apertura impugnatura (Handle opens)	60°
Altezza braccio dalla base (Height from base)	46,9 mm
Lunghezza braccio (Arm length)	58,5 mm
Perno fornito (Spindle supplied)	CH-FC-56212
Clip di tenuta fornita (Bolt retainer supplied)	BR-516



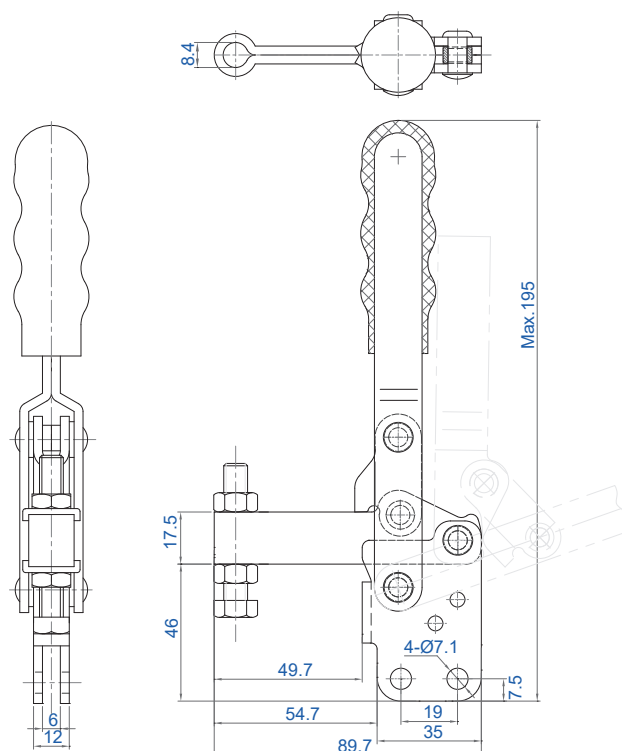
#### CH-12147

Portata (Holding force)	227 Kg
Peso (Weight)	355 gr.
Apertura braccio (Arm opens)	100°
Apertura impugnatura (Handle opens)	60°
Altezza braccio dalla base (Height from base)	46,9 mm
Lunghezza braccio (Arm length)	89,5 mm
Perno fornito (Spindle supplied)	CH-FC-56212
Clip di tenuta fornita (Bolt retainer supplied)	BR-516



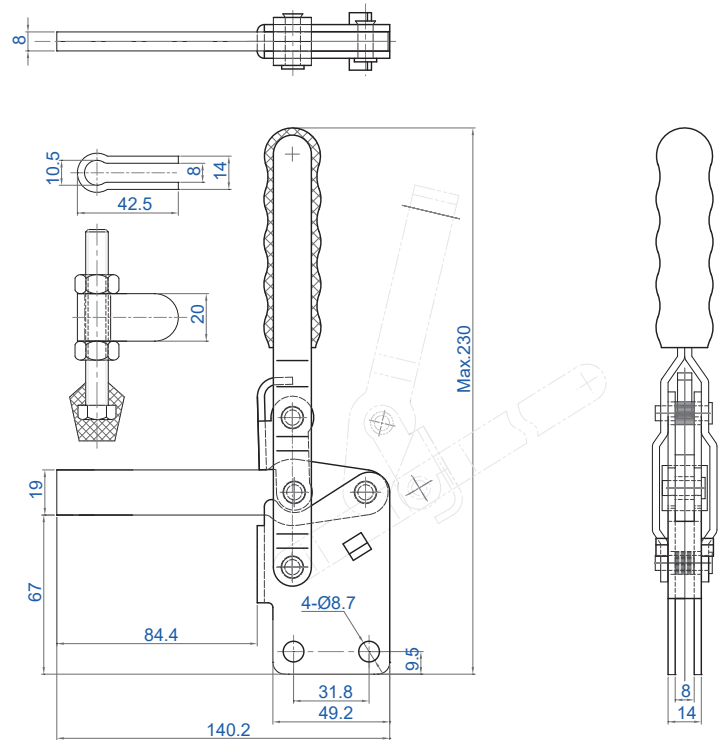
#### CH-12501-C

Portata (Holding force)	250 Kg
Peso (Weight)	418 gr.
Apertura braccio (Arm opens)	90°-150°
Apertura impugnatura (Handle opens)	70°-100°
Altezza braccio dalla base (Height from base)	46 mm
Lunghezza braccio (Arm length)	54,7 mm
Perno fornito (Spindle supplied)	CH-SA-085012
Clip di tenuta fornita (Bolt retainer supplied)	BR-516



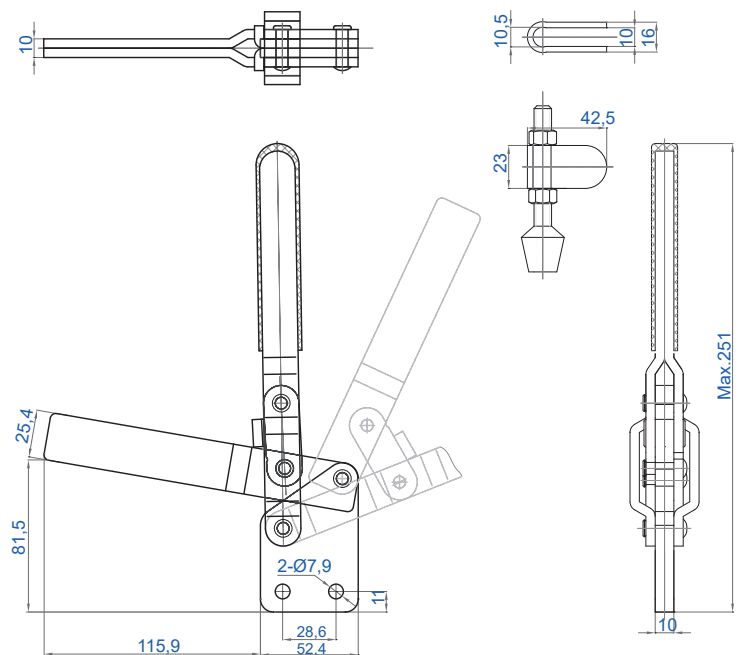
#### CH-12280

Portata (Holding force)	340 Kg
Peso (Weight)	680 gr.
Apertura braccio (Arm opens)	105°
Apertura impugnatura (Handle opens)	58°
Altezza braccio dalla base (Height from base)	67 mm
Lunghezza braccio (Arm length)	84,4 mm
Perno fornito (Spindle supplied)	CH-FC-38312
Clip di tenuta fornita (Bolt retainer supplied)	BR-380



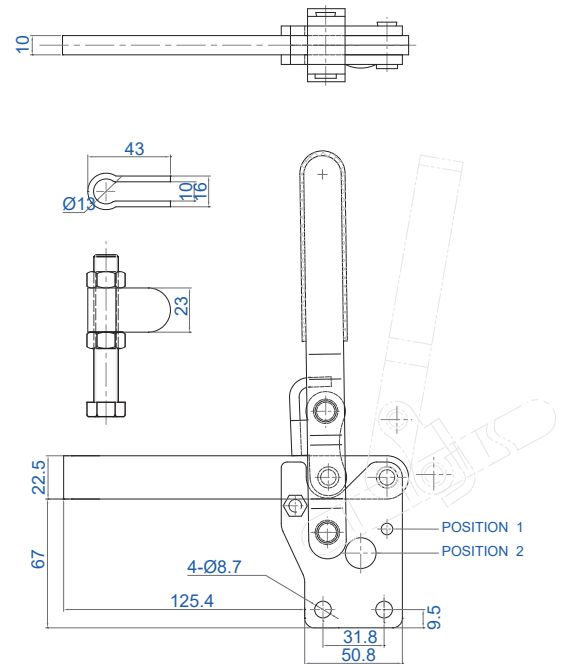
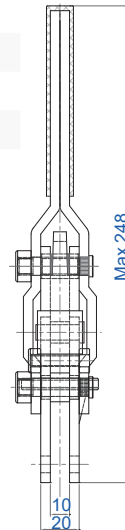
#### CH-12320

Portata (Holding force)	364 Kg
Peso (Weight)	990 gr.
Apertura braccio (Arm opens)	100°
Apertura impugnatura (Handle opens)	65°
Altezza braccio dalla base (Height from base)	81,5 mm
Lunghezza braccio (Arm length)	115,9 mm
Perno fornito (Spindle supplied)	CH-FC-38312
Clip di tenuta fornita (Bolt retainer supplied)	BR-380



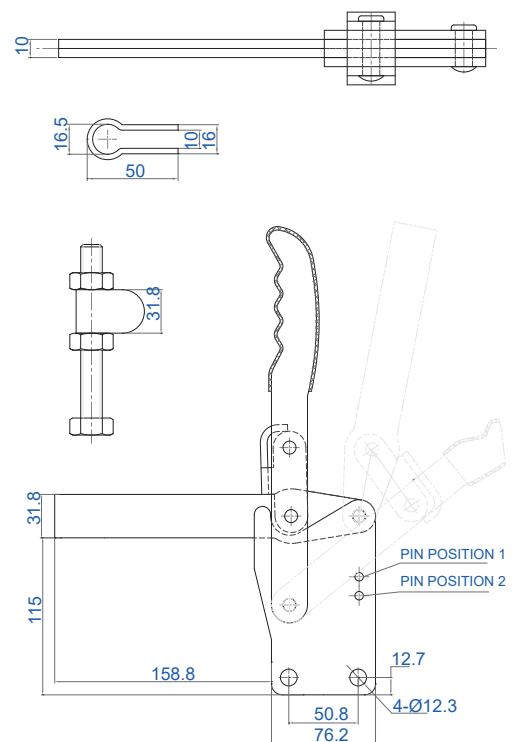
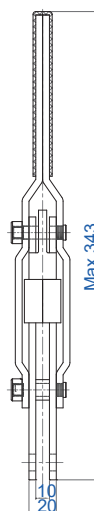
#### CH-10250

Portata (Holding force)	450 Kg
Peso (Weight)	1250 gr.
Apertura braccio (Arm opens)	100°-115°
Apertura impugnatura (Handle opens)	62°-68°
Altezza braccio dalla base (Height from base)	67 mm
Lunghezza braccio (Arm length)	125,4 mm
Perno fornito (Spindle supplied)	CH-SA-12300
Clip di tenuta fornita (Bolt retainer supplied)	BR-380



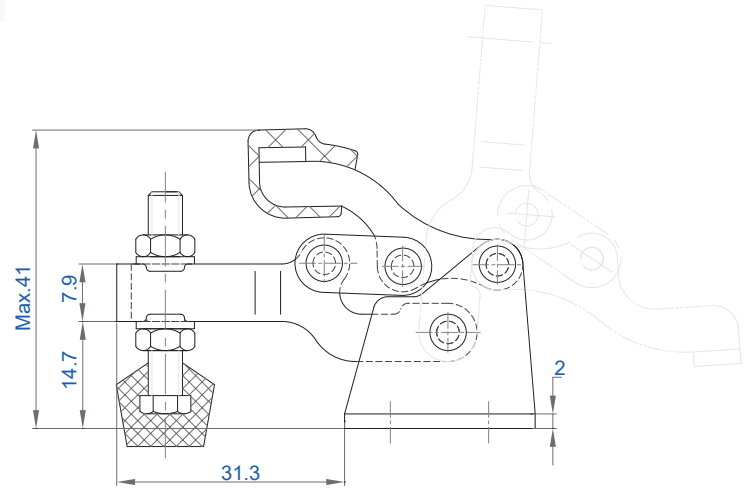
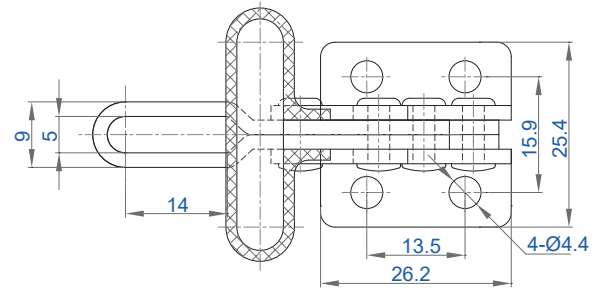
#### CH-101-JSI

Portata (Holding force)	550 Kg
Peso (Weight)	2540 gr.
Apertura braccio (Arm opens)	100°-140°
Apertura impugnatura (Handle opens)	48°-60°
Altezza braccio dalla base (Height from base)	115 mm
Lunghezza braccio (Arm length)	158,8 mm
Perno fornito (Spindle supplied)	CH-SA-58500
Clip di tenuta fornita (Bolt retainer supplied)	BR-580



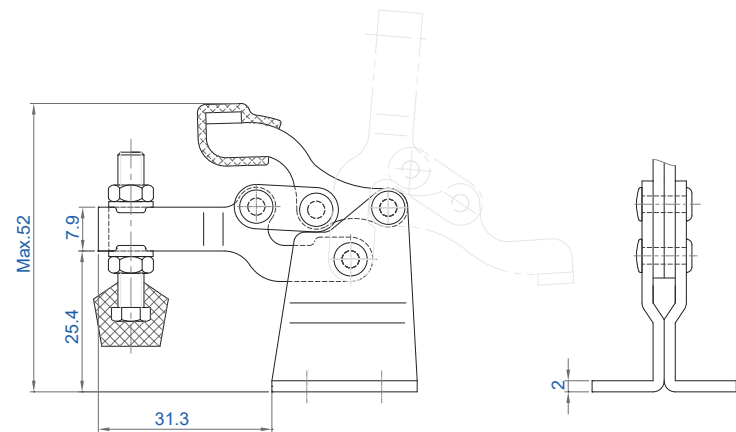
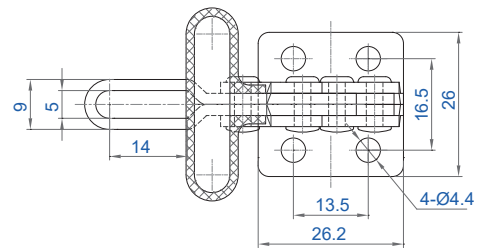
**CH-13005**

Portata (Holding force)	68 Kg
Peso (Weight)	60 gr.
Apertura braccio (Arm opens)	90°
Apertura impugnatura (Handle opens)	170°
Altezza braccio dalla base (Height from base)	14,7 mm
Lunghezza braccio (Arm length)	31,3 mm
Perno fornito (Spindle supplied)	CH-FC-10138
Rondelle flangiate fornite (Washers supplied)	CH-FW-080
Versione INOX (Stainless Steel version)	CH-13005-SS



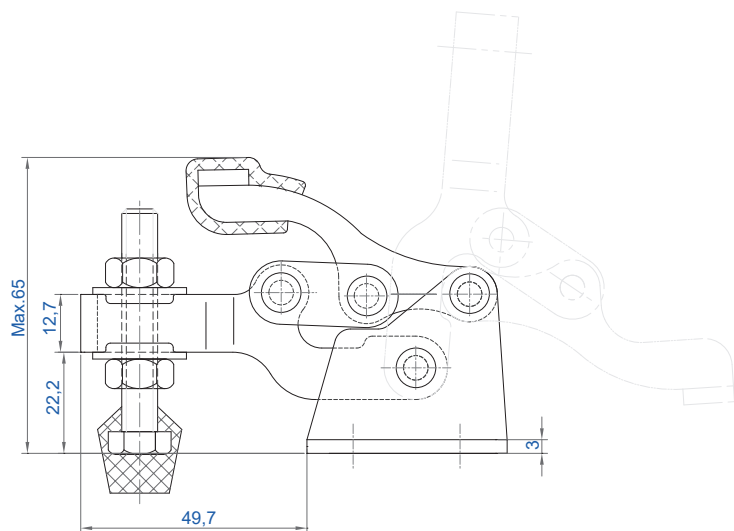
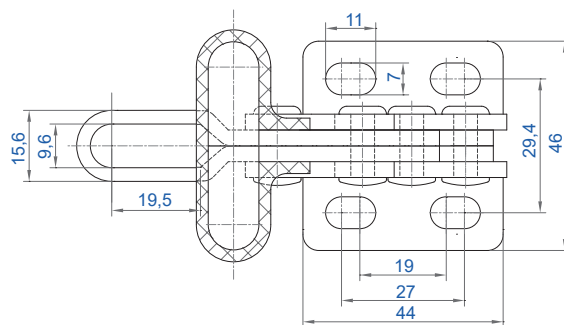
**CH-13005-HB**

Portata (Holding force)	68 Kg
Peso (Weight)	86 gr.
Apertura braccio (Arm opens)	90°
Apertura impugnatura (Handle opens)	170°
Altezza braccio dalla base (Height from base)	25,4 mm
Lunghezza braccio (Arm length)	31,3 mm
Perno fornito (Spindle supplied)	CH-FC-10138
Rondelle flangiate fornite (Washers supplied)	CH-FW-080



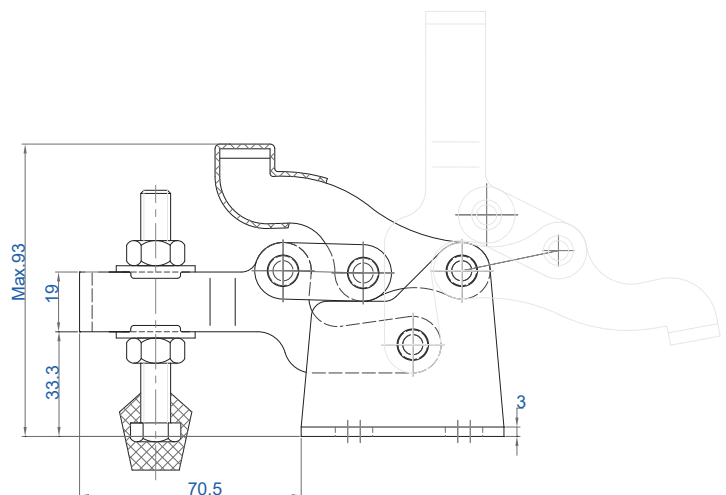
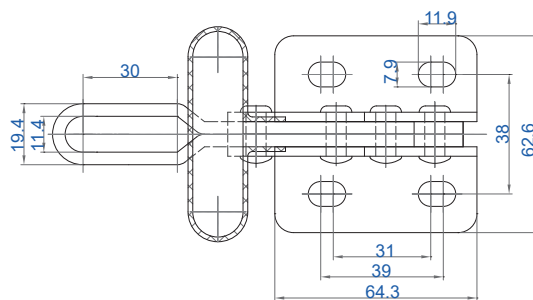
#### CH-13007

Portata (Holding force)	150 Kg
Peso (Weight)	230 gr.
Apertura braccio (Arm opens)	90°
Apertura impugnatura (Handle opens)	170°
Altezza braccio dalla base (Height from base)	22,2 mm
Lunghezza braccio (Arm length)	49,7 mm
Perno fornito (Spindle supplied)	CH-FC-56212
Rondelle flangiate fornite (Washers supplied)	CH-FW-516
Versione INOX (Stainless Steel version)	CH-13007-SS



#### CH-13008

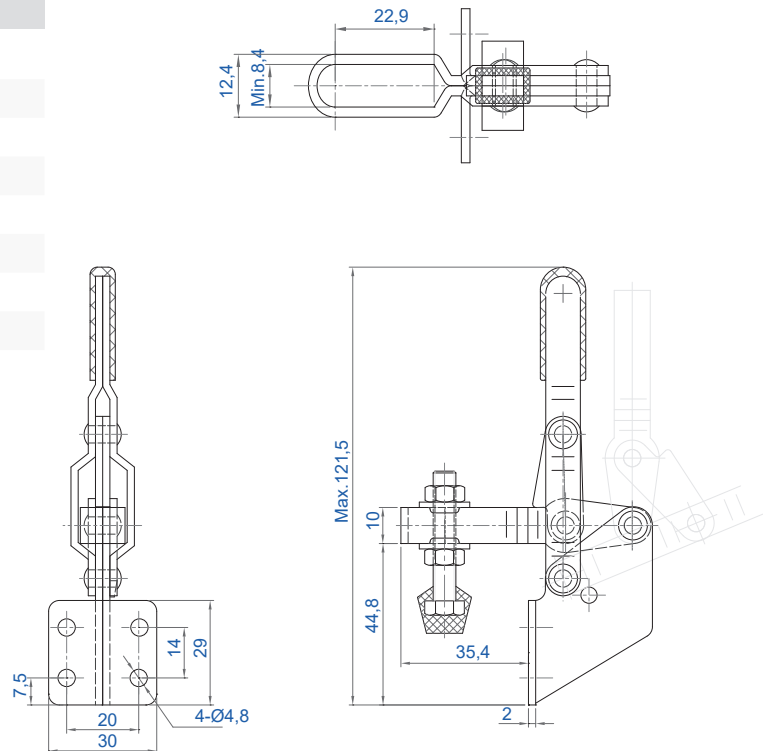
Portata (Holding force)	320 Kg
Peso (Weight)	590 gr.
Apertura braccio (Arm opens)	90°
Apertura impugnatura (Handle opens)	170°
Altezza braccio dalla base (Height from base)	33,3 mm
Lunghezza braccio (Arm length)	70,5 mm
Perno fornito (Spindle supplied)	CH-FC-38312
Rondelle flangiate fornite (Washers supplied)	CH-FW-380





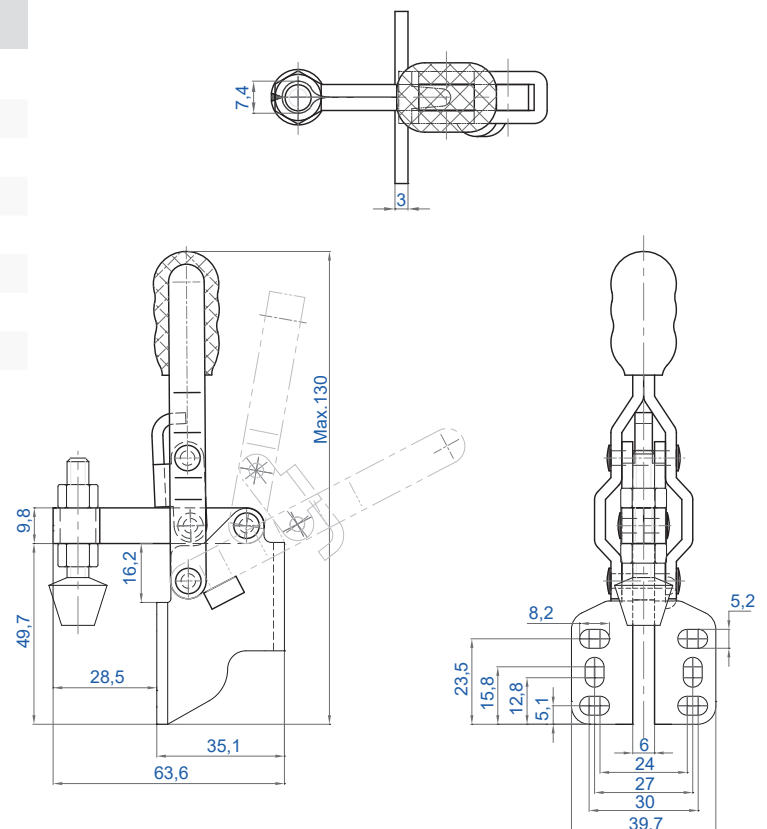
#### CH-101-B

Portata (Holding force)	100 Kg
Peso (Weight)	120 gr.
Apertura braccio (Arm opens)	90°
Apertura impugnatura (Handle opens)	65°
Altezza braccio dalla base (Height from base)	44,8 mm
Lunghezza braccio (Arm length)	35,4 mm
Perno fornito (Spindle supplied)	CH-FC-14134
Rondelle flangiate fornite (Washers supplied)	CH-FW-141



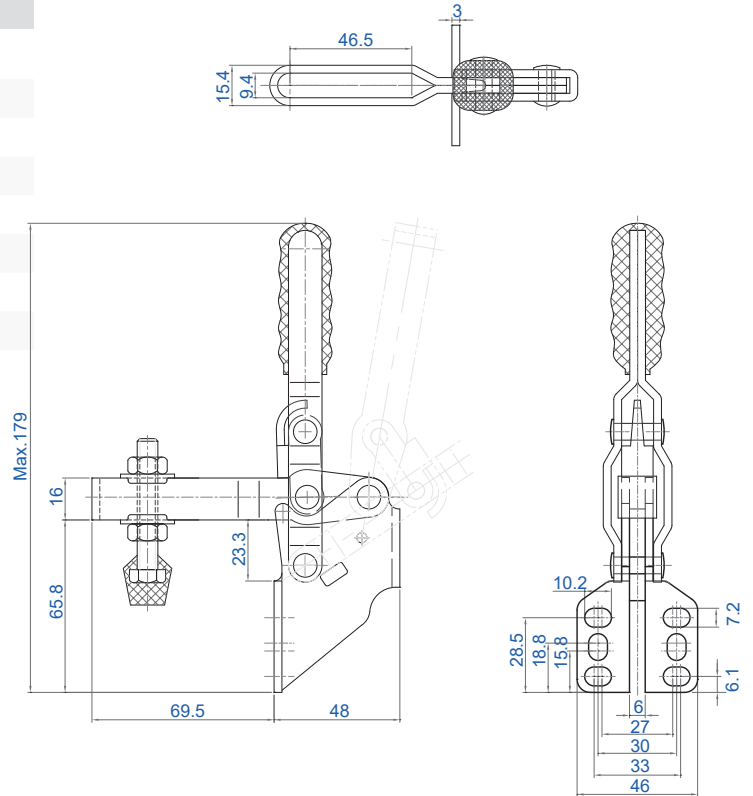
#### CH-12050-SM

Portata (Holding force)	91 Kg
Peso (Weight)	186 gr.
Apertura braccio (Arm opens)	100°
Apertura impugnatura (Handle opens)	60°
Altezza braccio dalla base (Height from base)	49,7 mm
Lunghezza braccio (Arm length)	28,5 mm
Perno fornito (Spindle supplied)	CH-FC-14134
Rondelle flangiate fornite (Washers supplied)	CH-FW-141



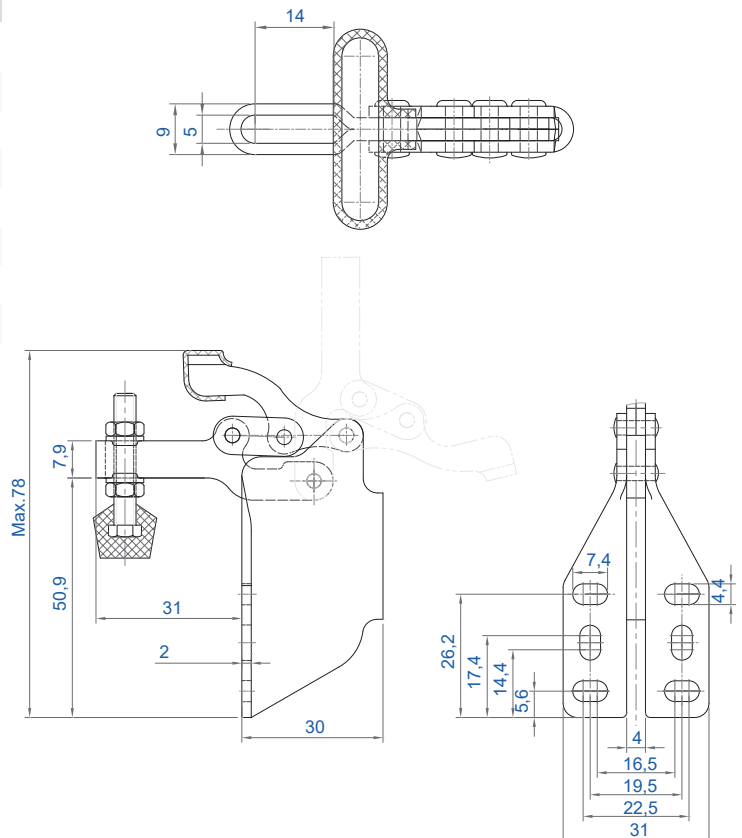
**CH-12130-SM**

Portata (Holding force)	227 Kg
Peso (Weight)	395 gr.
Apertura braccio (Arm opens)	100°
Apertura impugnatura (Handle opens)	60°
Altezza braccio dalla base (Height from base)	66,6 mm
Lunghezza braccio (Arm length)	69,5 mm
Perno fornito (Spindle supplied)	CH-FC-56212
Rondelle flangiate fornite (Washers supplied)	CH-FW-516



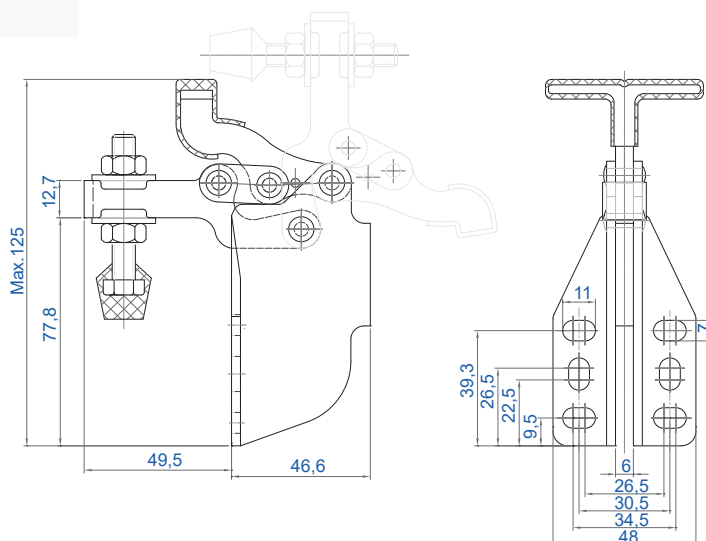
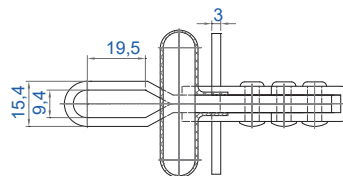
**CH-13005-SM**

Portata (Holding force)	68 Kg
Peso (Weight)	66 gr.
Apertura braccio (Arm opens)	90°
Apertura impugnatura (Handle opens)	170°
Altezza braccio dalla base (Height from base)	50,9 mm
Lunghezza braccio (Arm length)	31 mm
Perno fornito (Spindle supplied)	CH-FC-10138
Rondelle flangiate fornite (Washers supplied)	CH-FW-080



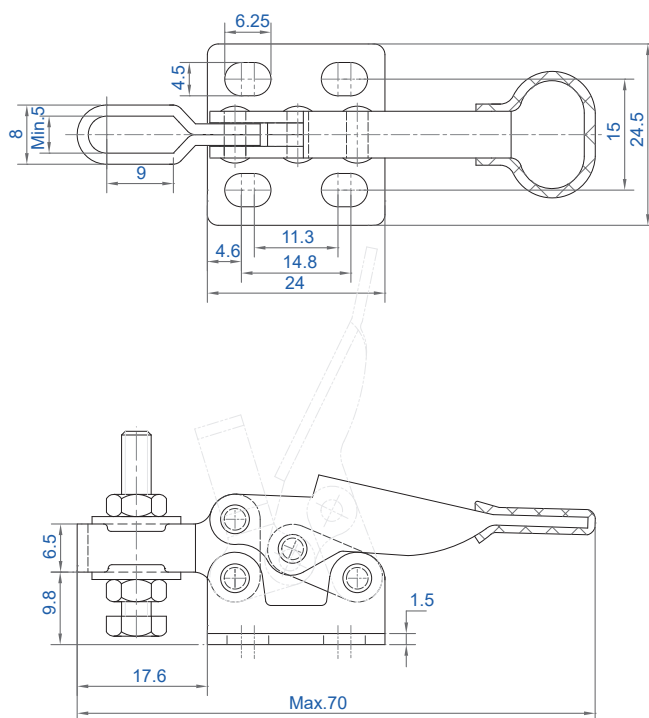
#### CH-13007-SM

Portata (Holding force)	150 Kg
Peso (Weight)	360 gr.
Apertura braccio (Arm opens)	90°
Apertura impugnatura (Handle opens)	170°
Altezza braccio dalla base (Height from base)	77,8 mm
Lunghezza braccio (Arm length)	48,5 mm
Perno fornito (Spindle supplied)	CH-FC-56212
Rondelle flangiate fornite (Washers supplied)	CH-FW-516



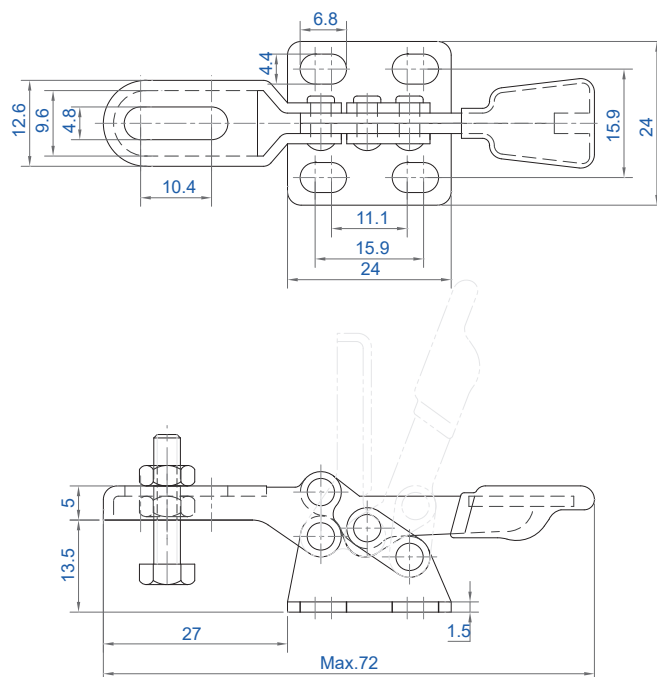

#### CH-20400

Portata (Holding force)	20 Kg
Peso (Weight)	25,5 gr.
Apertura braccio (Arm opens)	55°
Apertura impugnatura (Handle opens)	60°
Altezza braccio dalla base (Height from base)	9,8 mm
Lunghezza braccio (Arm length)	17,6 mm
Perno fornito (Spindle supplied)	CH-SA-042507
Rondelle flangiate fornite (Washers supplied)	CH-FW-080



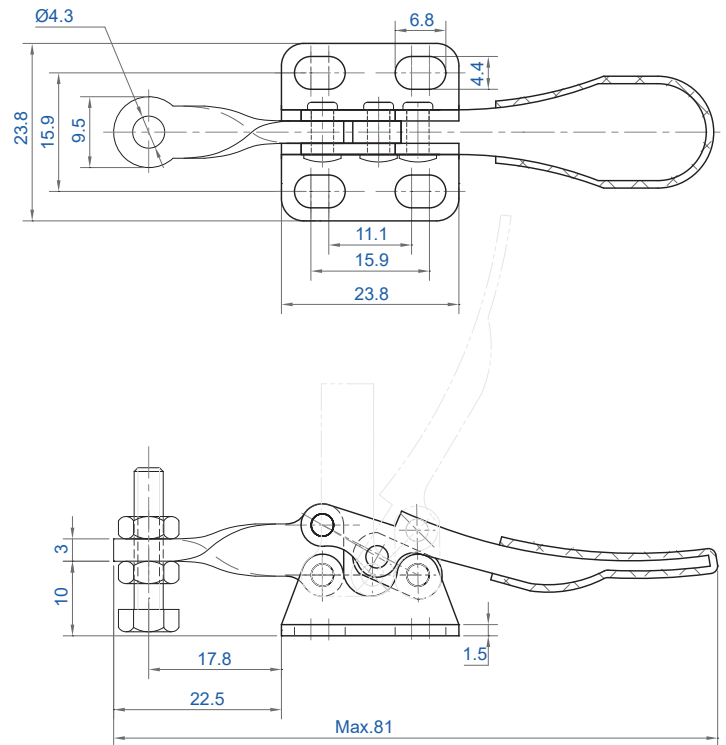
#### CH-22005

Portata (Holding force)	20 Kg
Peso (Weight)	25 gr.
Apertura braccio (Arm opens)	90°
Apertura impugnatura (Handle opens)	60°
Altezza braccio dalla base (Height from base)	13,5 mm
Lunghezza braccio (Arm length)	27 mm
Perno fornito (Spindle supplied)	CH-SA-08034(NYLON)



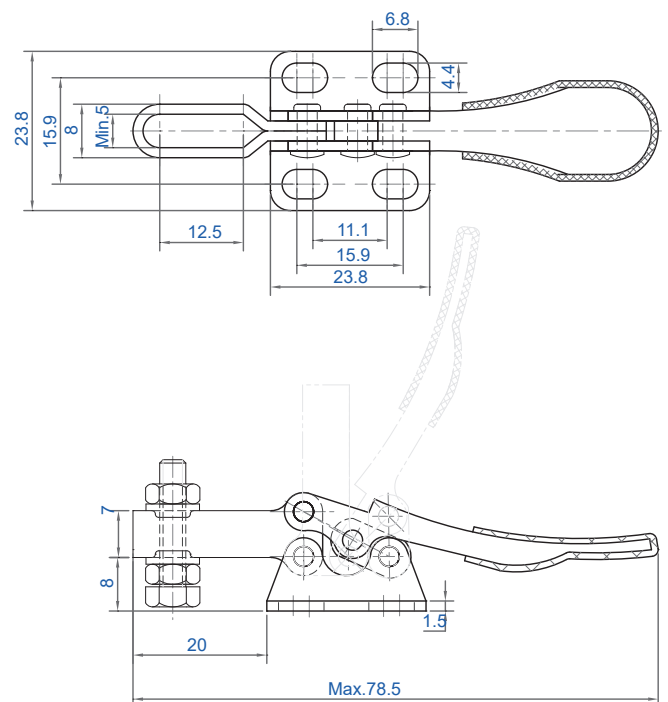
#### CH-201-A

Portata (Holding force)	30 Kg
Peso (Weight)	30 gr.
Apertura braccio (Arm opens)	90°
Apertura impugnatura (Handle opens)	80°
Altezza braccio dalla base (Height from base)	10 mm
Lunghezza braccio (Arm length)	27 mm
Versione INOX (Stainless Steel version)	CH-201-ASS



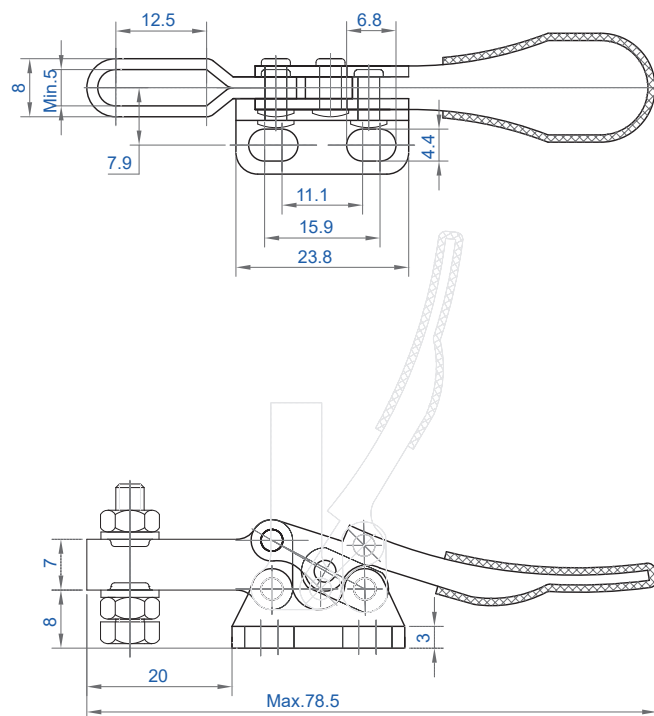
#### CH-201

Portata (Holding force)	30 Kg
Peso (Weight)	35 gr.
Apertura braccio (Arm opens)	90°
Apertura impugnatura (Handle opens)	80°
Altezza braccio dalla base (Height from base)	8 mm
Lunghezza braccio (Arm length)	20 mm
Perno fornito (Spindle supplied)	CH-SA-08034(NYLON)
Rondelle flangiate fornite (Washers supplied)	CH-FW-080
Versione INOX (Stainless Steel version)	CH-201-SS



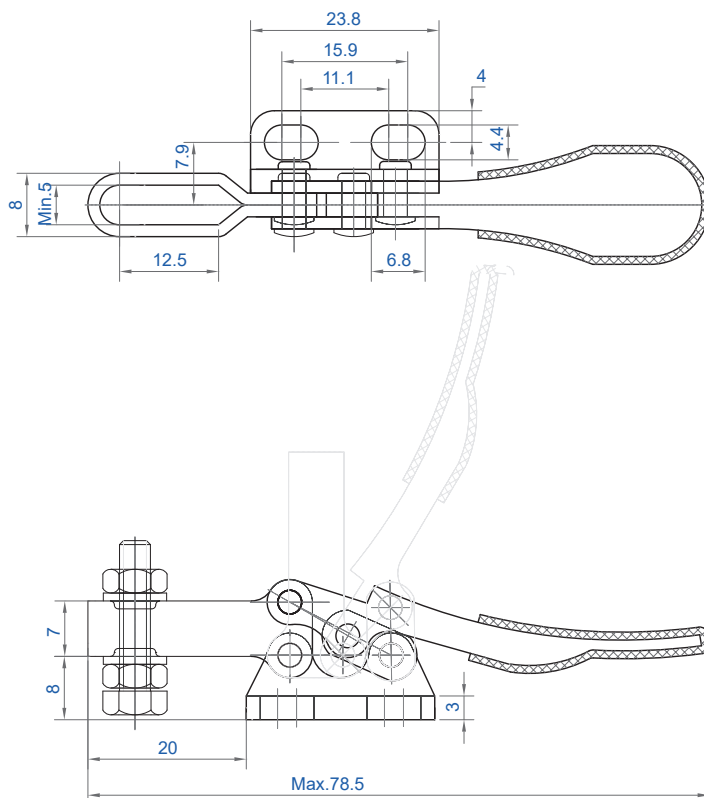
#### CH-201-L

Portata (Holding force)	30 Kg
Peso (Weight)	35 gr.
Apertura braccio (Arm opens)	90°
Apertura impugnatura (Handle opens)	80°
Altezza braccio dalla base (Height from base)	8 mm
Lunghezza braccio (Arm length)	20 mm
Perno fornito (Spindle supplied)	CH-SA-08034(NYLON)
Rondelle flangiate fornite (Washers supplied)	CH-FW-080



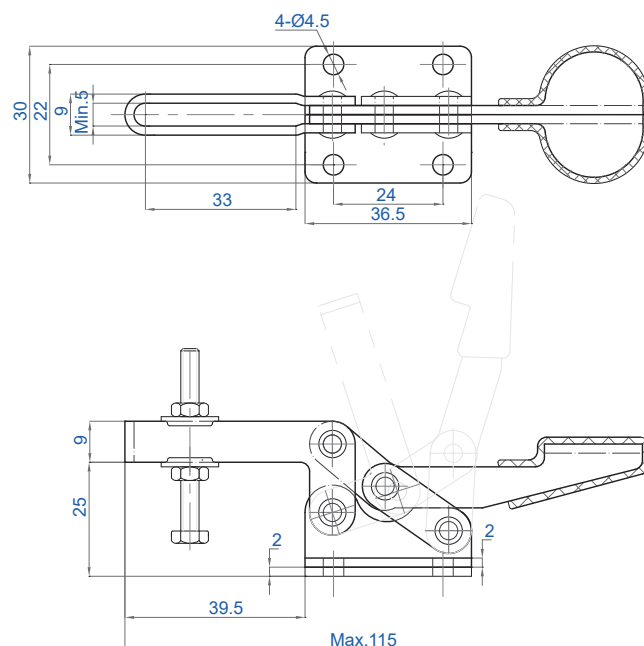
#### CH-201-R

Portata (Holding force)	30 Kg
Peso (Weight)	35 gr.
Apertura braccio (Arm opens)	90°
Apertura impugnatura (Handle opens)	80°
Altezza braccio dalla base (Height from base)	8 mm
Lunghezza braccio (Arm length)	20 mm
Perno fornito (Spindle supplied)	CH-SA-08034(NYLON)
Rondelle flangiate fornite (Washers supplied)	CH-FW-080



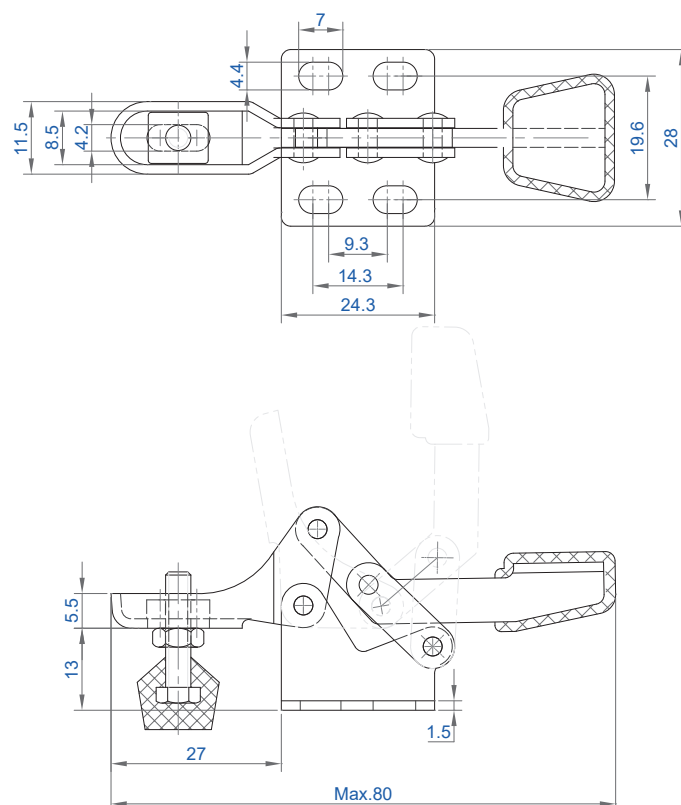
#### CH-20300

Portata (Holding force)	30 Kg
Peso (Weight)	100 gr.
Apertura braccio (Arm opens)	65°
Apertura impugnatura (Handle opens)	55°
Altezza braccio dalla base (Height from base)	25 mm
Lunghezza braccio (Arm length)	39,5 mm
Perno fornito (Spindle supplied)	CH-SA-044007
Rondelle flangiate fornite (Washers supplied)	CH-FW-080



#### CH-20800

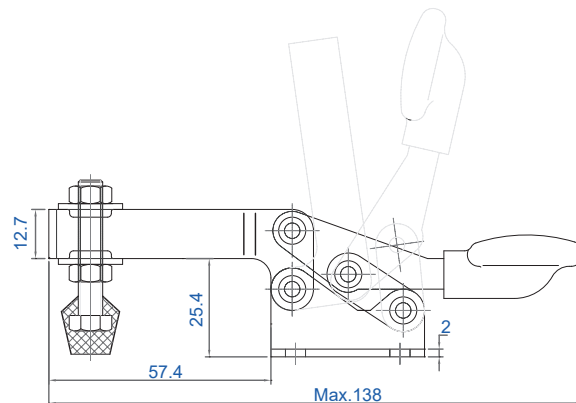
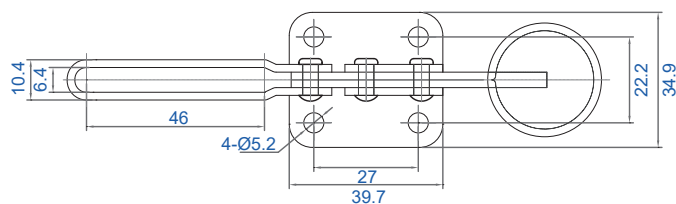
Portata (Holding force)	30 Kg
Peso (Weight)	40 gr.
Apertura braccio (Arm opens)	90°
Apertura impugnatura (Handle opens)	103°
Altezza braccio dalla base (Height from base)	12,5 mm
Lunghezza braccio (Arm length)	27 mm
Perno fornito (Spindle supplied)	CH-FC-042507
Versione INOX (Stainless Steel version)	CH-20800-SS





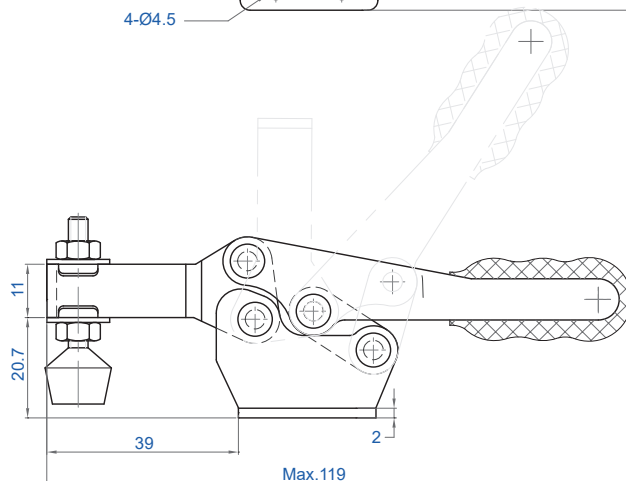
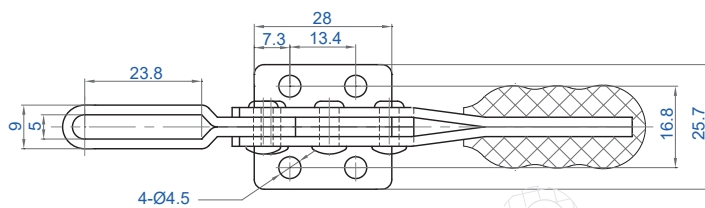
#### CH-22100

Portata (Holding force)	70 Kg
Peso (Weight)	110 gr.
Apertura braccio (Arm opens)	81°
Apertura impugnatura (Handle opens)	68°
Altezza braccio dalla base (Height from base)	25,4 mm
Lunghezza braccio (Arm length)	57,4 mm
Perno fornito (Spindle supplied)	CH-FC-14134
Rondelle flangiate fornite (Washers supplied)	CH-FW-141



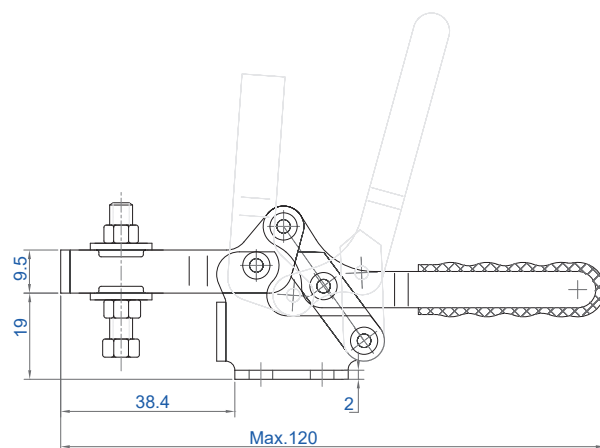
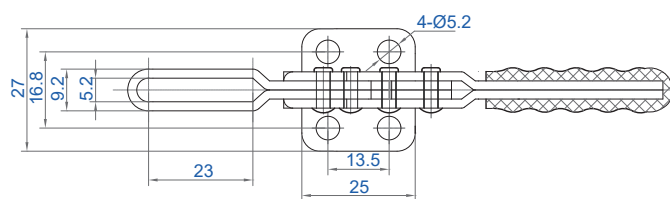
#### CH-2300

Portata (Holding force)	70 Kg
Peso (Weight)	94 gr.
Apertura braccio (Arm opens)	90°
Apertura impugnatura (Handle opens)	58°
Altezza braccio dalla base (Height from base)	20,7 mm
Lunghezza braccio (Arm length)	39 mm
Perno fornito (Spindle supplied)	CH-FC-10138
Rondelle flangiate fornite (Washers supplied)	CH-FW-080



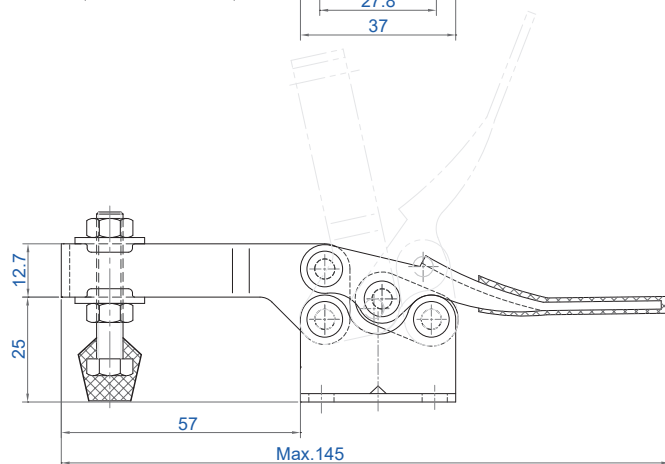
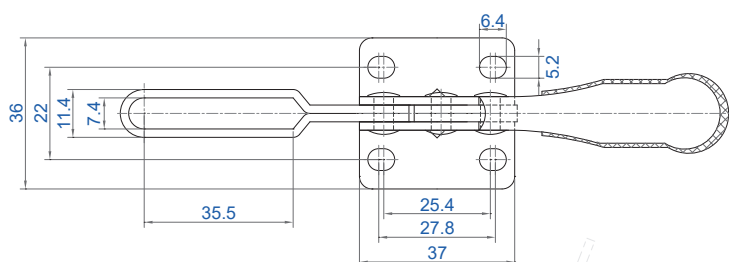
#### CH-20752-B

Portata (Holding force)	80 Kg
Peso (Weight)	88 gr.
Apertura braccio (Arm opens)	94°
Apertura impugnatura (Handle opens)	76°
Altezza braccio dalla base (Height from base)	19 mm
Lunghezza braccio (Arm length)	38,4 mm
Perno fornito (Spindle supplied)	CH-SA-053008
Rondelle flangiate fornite (Washers supplied)	CH-FW-100
Versione INOX (Stainless Steel version)	CH-20752-BSS



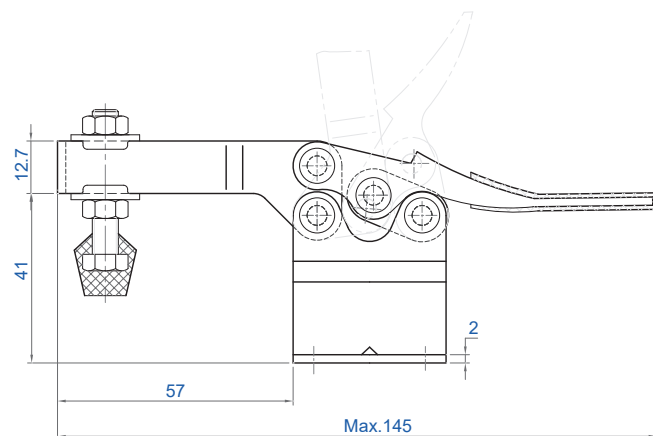
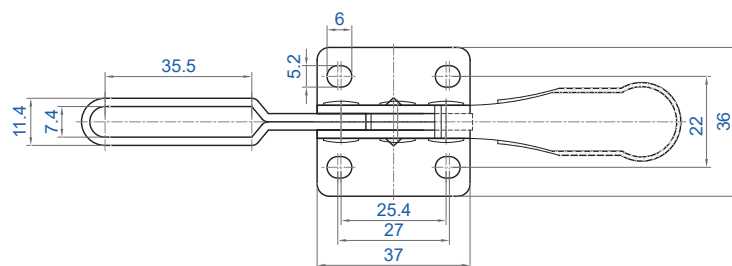
#### CH-201-B

Portata (Holding force)	90 Kg
Peso (Weight)	130 gr.
Apertura braccio (Arm opens)	85°
Apertura impugnatura (Handle opens)	60°
Altezza braccio dalla base (Height from base)	25,4 mm
Lunghezza braccio (Arm length)	57 mm
Perno fornito (Spindle supplied)	CH-FC-14134
Rondelle flangiate fornite (Washers supplied)	CH-FW-141
Versione INOX (Stainless Steel version)	CH-201-BSS



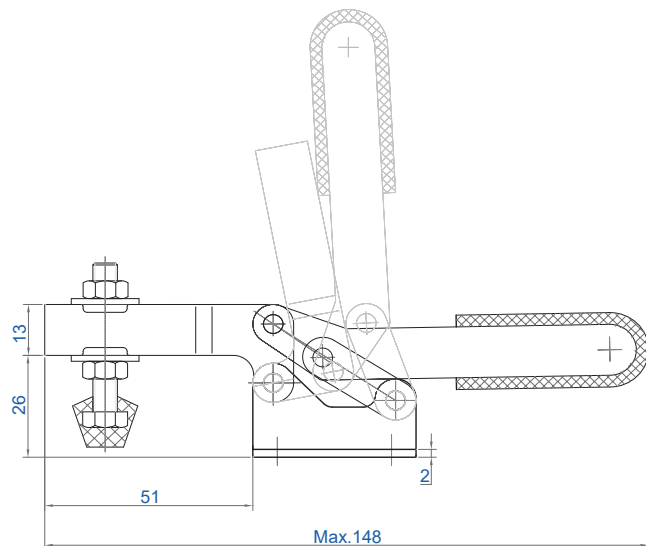
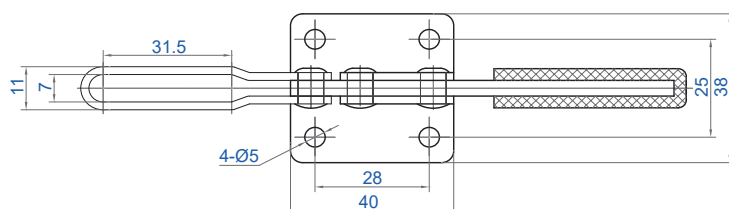
#### CH-201-BHB

Portata (Holding force)	90 Kg
Peso (Weight)	146 gr.
Apertura braccio (Arm opens)	85°
Apertura impugnatura (Handle opens)	60°
Altezza braccio dalla base (Height from base)	41 mm
Lunghezza braccio (Arm length)	57 mm
Perno fornito (Spindle supplied)	CH-FC-14134
Rondelle flangiate fornite (Washers supplied)	CH-FW-141



#### CH-201-C

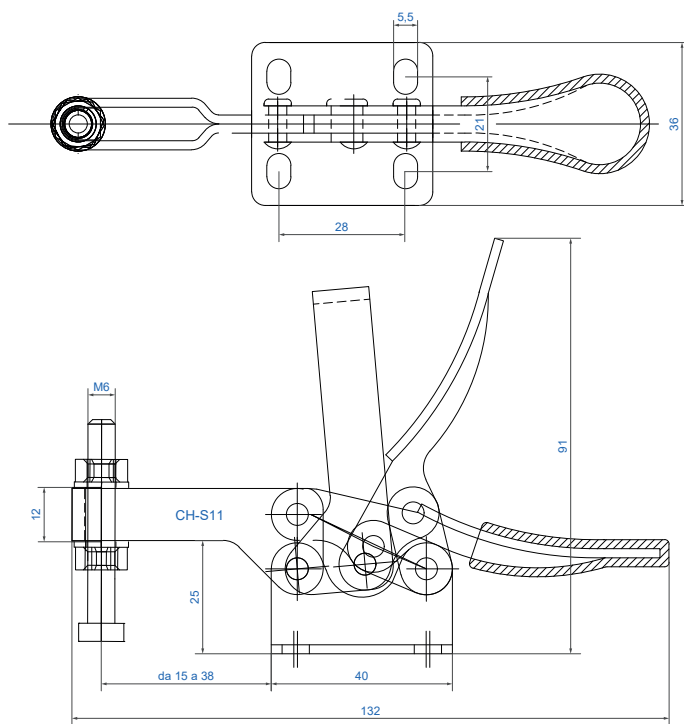
Portata (Holding force)	100 Kg
Peso (Weight)	147 gr.
Apertura braccio (Arm opens)	79°
Apertura impugnatura (Handle opens)	92°
Altezza braccio dalla base (Height from base)	26 mm
Lunghezza braccio (Arm length)	51 mm
Perno fornito (Spindle supplied)	CH-FC-14134
Rondelle flangiate fornite (Washers supplied)	CH-FW-141



#### CH-S11



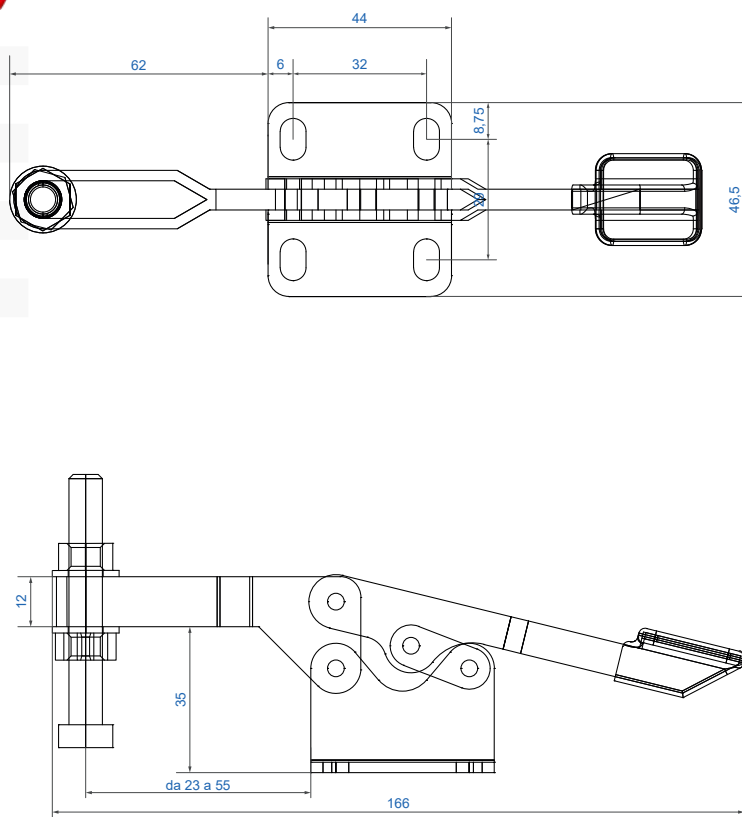
Portata (Holding force)	100 Kg
Peso (Weight)	110 gr.
Apertura braccio (Arm opens)	90°
Apertura impugnatura (Handle opens)	60°
Altezza braccio dalla base (Height from base)	25 mm
Lunghezza braccio (Arm length)	45 mm
Perno fornito (Spindle supplied)	CH-SA-064010
Rondelle flangiate fornite (Washers supplied)	SW-140



#### CH-S12

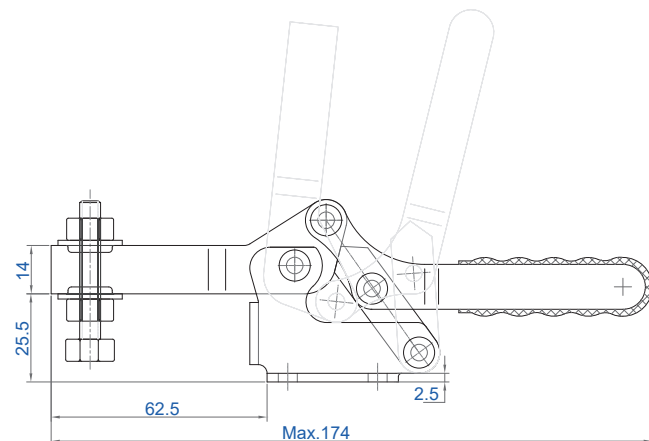
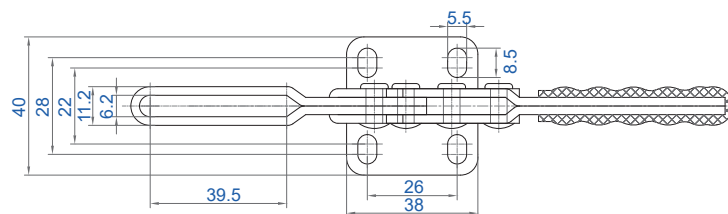


Portata (Holding force)	170 Kg
Peso (Weight)	219 gr.
Apertura braccio (Arm opens)	85°
Apertura impugnatura (Handle opens)	65°
Altezza braccio dalla base (Height from base)	35 mm
Lunghezza braccio (Arm length)	60 mm
Perno fornito (Spindle supplied)	CH-SA-086512
Rondelle flangiate fornite (Washers supplied)	SW-141



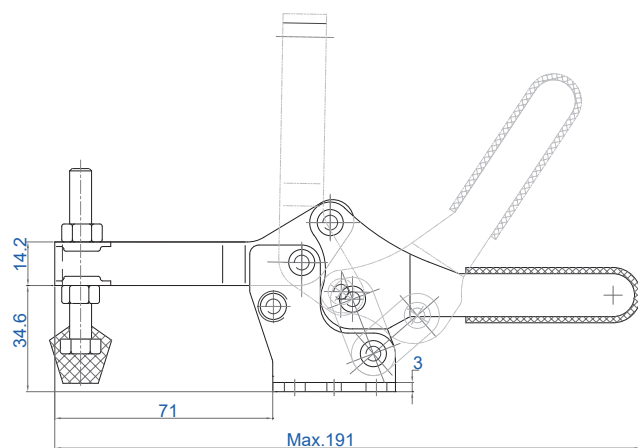
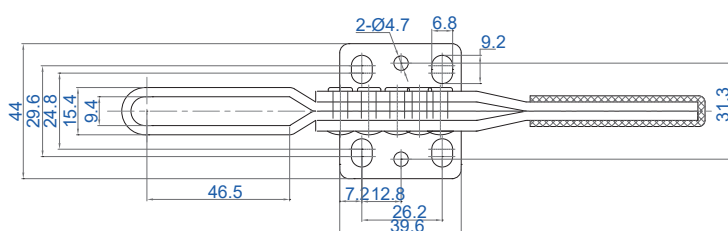
#### CH-21502-B

Portata (Holding force)	150 Kg
Peso (Weight)	220 gr.
Apertura braccio (Arm opens)	94°
Apertura impugnatura (Handle opens)	76°
Altezza braccio dalla base (Height from base)	25,5 mm
Lunghezza braccio (Arm length)	62,5 mm
Perno fornito (Spindle supplied)	CH-SA-064010
Rondelle flangiate fornite (Washers supplied)	CH-FW-140
Versione INOX (Stainless Steel version)	CH-21502-BSS



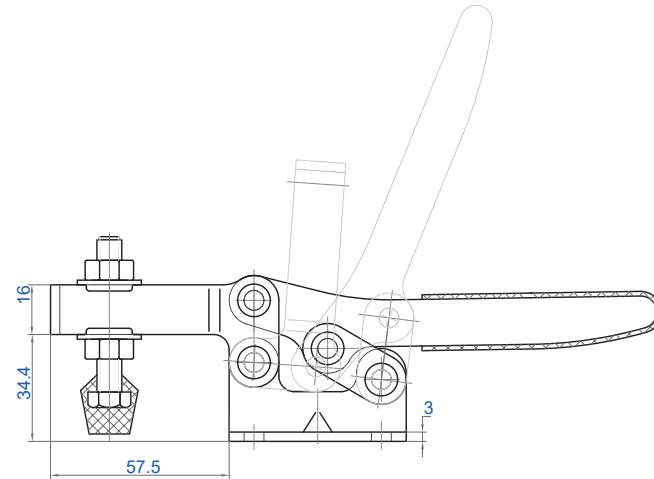
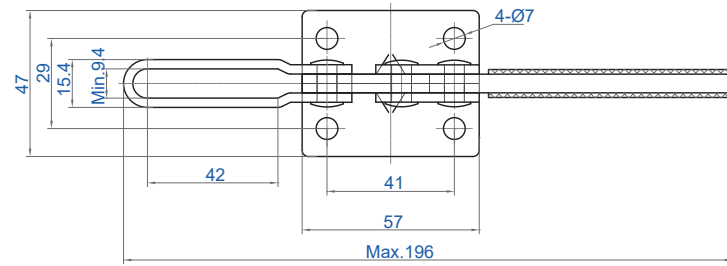
#### CH-2500

Portata (Holding force)	230 Kg
Peso (Weight)	318 gr.
Apertura braccio (Arm opens)	90°
Apertura impugnatura (Handle opens)	58°
Altezza braccio dalla base (Height from base)	34,6 mm
Lunghezza braccio (Arm length)	71 mm
Perno fornito (Spindle supplied)	CH-FC-56300
Rondelle flangiate fornite (Washers supplied)	CH-FW-516



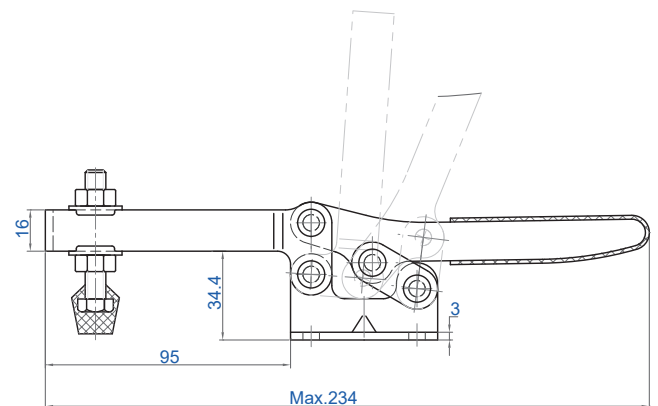
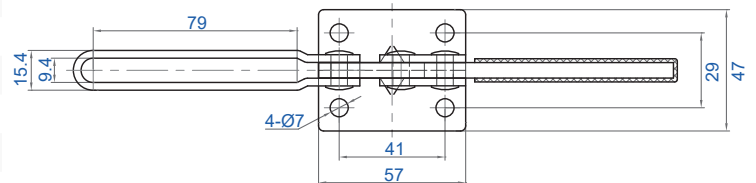
**CH-203-F**

Portata (Holding force)	230 Kg
Peso (Weight)	340 gr.
Apertura braccio (Arm opens)	85°
Apertura impugnatura (Handle opens)	58°
Altezza braccio dalla base (Height from base)	34,4 mm
Lunghezza braccio (Arm length)	57,5 mm
Perno fornito (Spindle supplied)	CH-FC-56212
Rondelle flangiate fornite (Washers supplied)	CH-FW-516
Versione INOX (Stainless Steel version)	CH-203-FSS



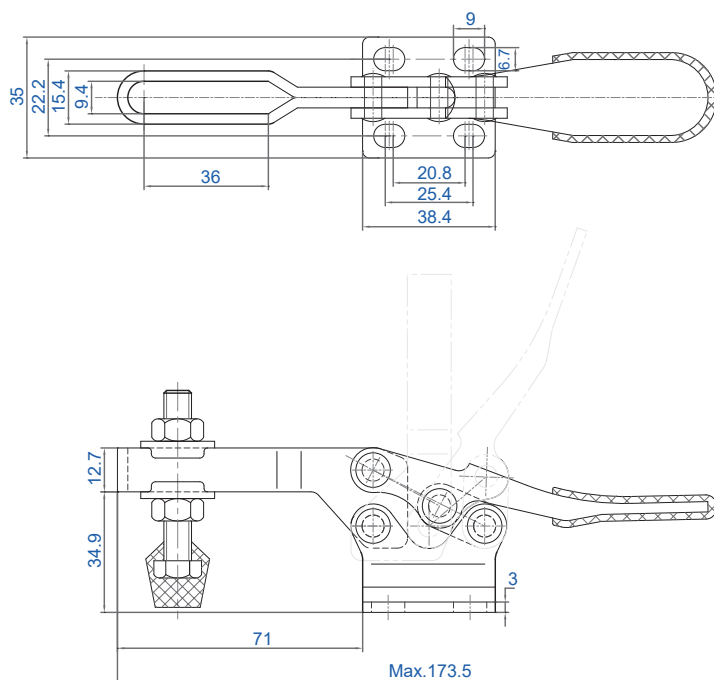
**CH-203-FL**

Portata (Holding force)	150 Kg
Peso (Weight)	380 gr.
Apertura braccio (Arm opens)	85°
Apertura impugnatura (Handle opens)	58°
Altezza braccio dalla base (Height from base)	34,4 mm
Lunghezza braccio (Arm length)	95 mm
Perno fornito (Spindle supplied)	CH-FC-56212
Rondelle flangiate fornite (Washers supplied)	CH-FW-516



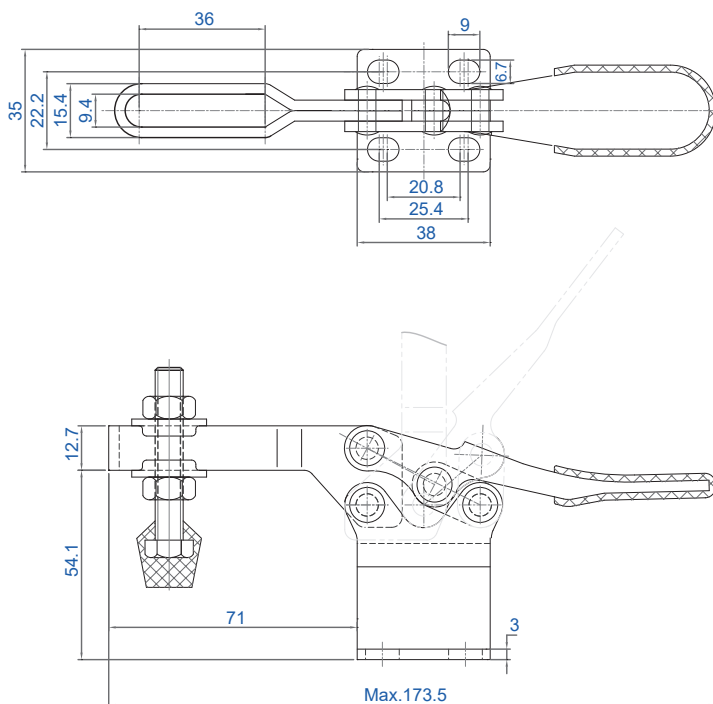
#### CH-225-D

Portata (Holding force)	230 Kg
Peso (Weight)	265 gr.
Apertura braccio (Arm opens)	90°
Apertura impugnatura (Handle opens)	65°
Altezza braccio dalla base (Height from base)	34,9 mm
Lunghezza braccio (Arm length)	71 mm
Perno fornito (Spindle supplied)	CH-FC-56212
Rondelle flangiate fornite (Washers supplied)	CH-FW-516
Versione INOX (Stainless Steel version)	CH-225-DSS



#### CH-225-DHB

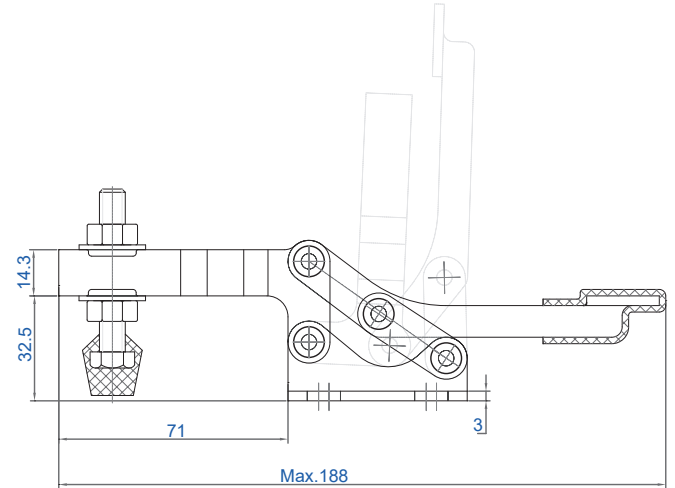
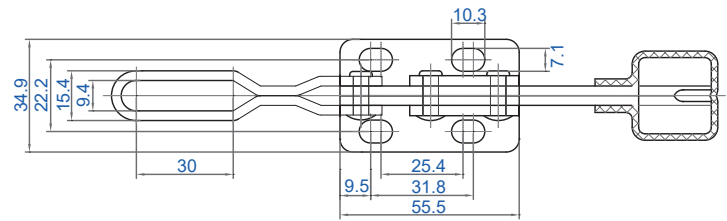
Portata (Holding force)	230 Kg
Peso (Weight)	286 gr.
Apertura braccio (Arm opens)	90°
Apertura impugnatura (Handle opens)	65°
Altezza braccio dalla base (Height from base)	54,1 mm
Lunghezza braccio (Arm length)	71 mm
Perno fornito (Spindle supplied)	CH-FC-56212
Rondelle flangiate fornite (Washers supplied)	CH-FW-516
Versione INOX (Stainless Steel version)	CH-225-DHBSS





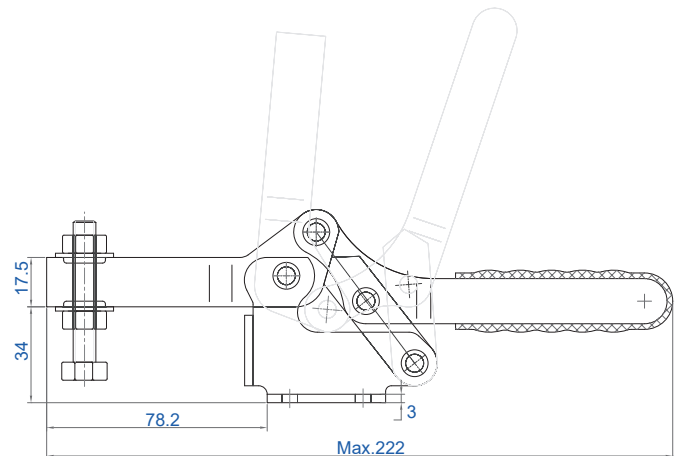
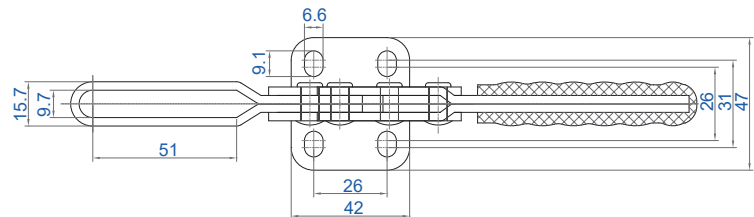
**CH-22165**

Portata (Holding force)	250 Kg
Peso (Weight)	285 gr.
Apertura braccio (Arm opens)	96°
Apertura impugnatura (Handle opens)	88°
Altezza braccio dalla base (Height from base)	33,3 mm
Lunghezza braccio (Arm length)	71 mm
Perno fornito (Spindle supplied)	CH-FC-56212
Rondelle flangiate fornite (Washers supplied)	CH-FW-516



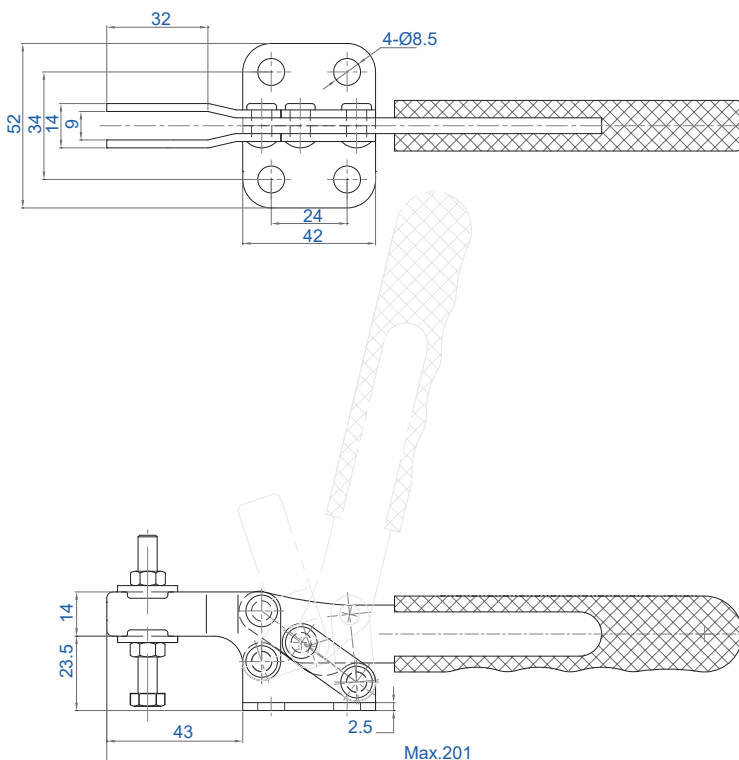
**CH-22502-B**

Portata (Holding force)	250 Kg
Peso (Weight)	430 gr.
Apertura braccio (Arm opens)	94°
Apertura impugnatura (Handle opens)	76°
Altezza braccio dalla base (Height from base)	34 mm
Lunghezza braccio (Arm length)	78,2 mm
Perno fornito (Spindle supplied)	CH-SA-085012
Rondelle flangiate fornite (Washers supplied)	CH-FW-516



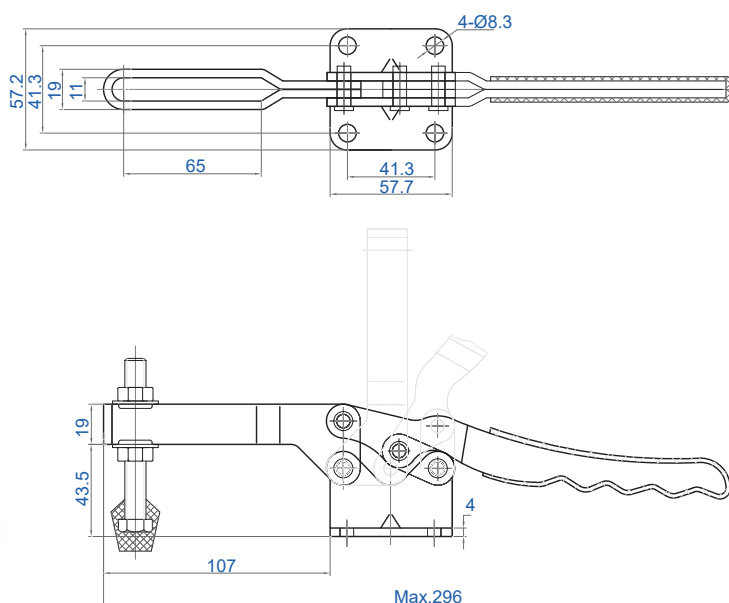
#### CH-21382

Portata (Holding force)	250 Kg
Peso (Weight)	228 gr.
Apertura braccio (Arm opens)	75°
Apertura impugnatura (Handle opens)	70°
Altezza braccio dalla base (Height from base)	23,5 mm
Lunghezza braccio (Arm length)	43 mm
Perno fornito (Spindle supplied)	CH-SA-065010
Rondelle flangiate fornite (Washers supplied)	CH-FW-140
Versione INOX (Stainless Steel version)	CH-21382-SS



#### CH-20235

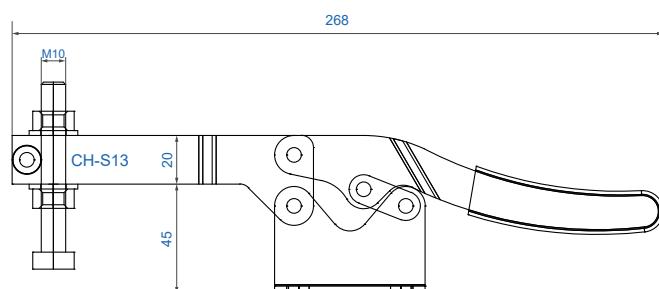
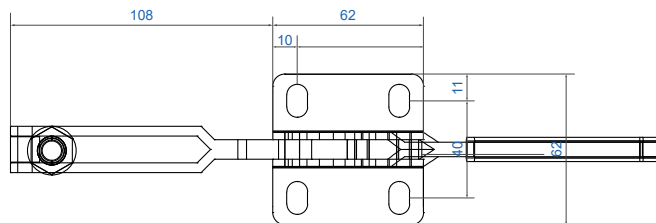
Portata (Holding force)	350 Kg
Peso (Weight)	700 gr.
Apertura braccio (Arm opens)	85°
Apertura impugnatura (Handle opens)	50°
Altezza braccio dalla base (Height from base)	44,5 mm
Lunghezza braccio (Arm length)	107 mm
Perno fornito (Spindle supplied)	CH-FC-38312
Rondelle flangiate fornite (Washers supplied)	CH-FW-380
Versione INOX (Stainless Steel version)	CH-20235-SS



#### CH-S13

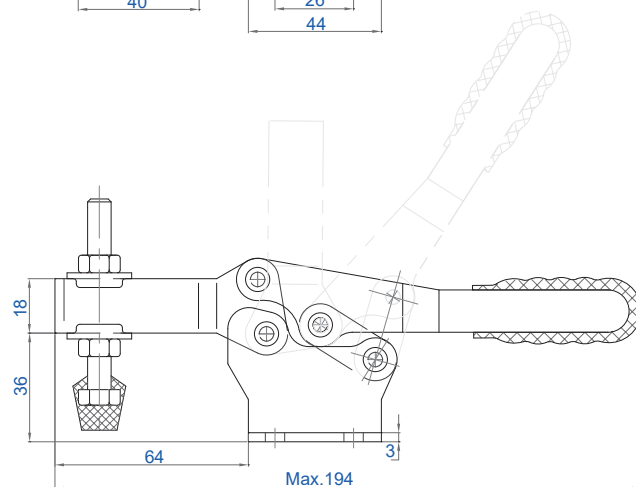
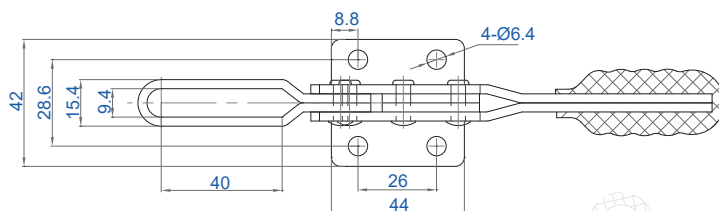


Portata (Holding force)	300 Kg
Peso (Weight)	575 gr.
Apertura braccio (Arm opens)	90°
Apertura impugnatura (Handle opens)	60°
Altezza braccio dalla base (Height from base)	45 mm
Lunghezza braccio (Arm length)	110 mm
Perno fornito (Spindle supplied)	CH-SA-107515
Rondelle flangiate fornite (Washers supplied)	CH-SW-380



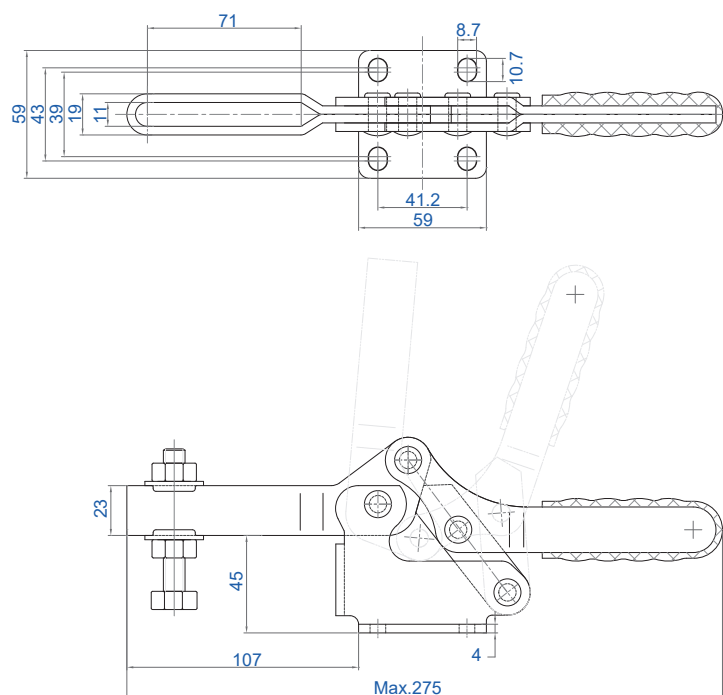
#### CH-2600

Portata (Holding force)	350 Kg
Peso (Weight)	352 gr.
Apertura braccio (Arm opens)	90°
Apertura impugnatura (Handle opens)	58°
Altezza braccio dalla base (Height from base)	36,8 mm
Lunghezza braccio (Arm length)	64 mm
Perno fornito (Spindle supplied)	CH-FC-56300
Rondelle flangiate fornite (Washers supplied)	CH-FW-516



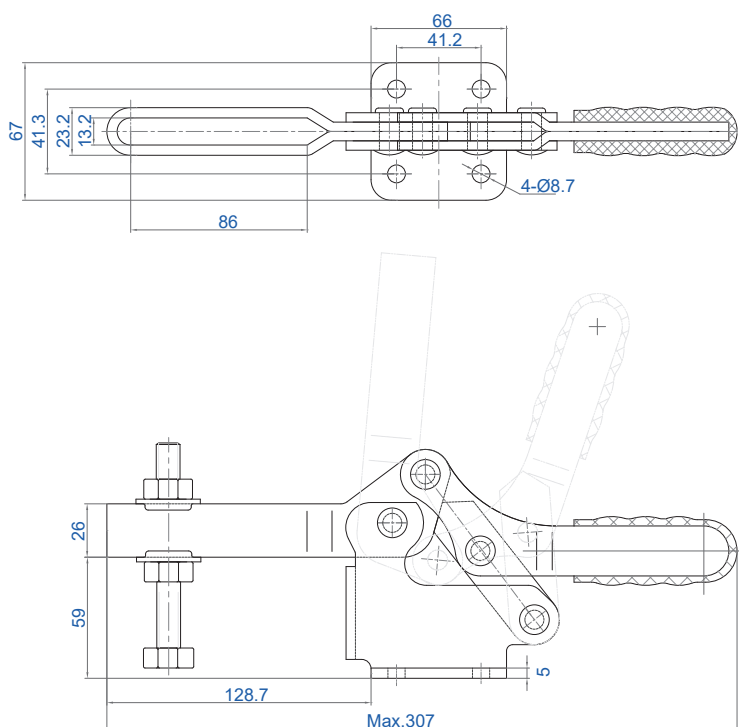
#### CH-23502-B

Portata (Holding force)	360 Kg
Peso (Weight)	872 gr.
Apertura braccio (Arm opens)	94°
Apertura impugnatura (Handle opens)	76°
Altezza braccio dalla base (Height from base)	45 mm
Lunghezza braccio (Arm length)	107 mm
Perno fornito (Spindle supplied)	CH-SA-107515
Rondelle flangiate fornite (Washers supplied)	CH-FW-380



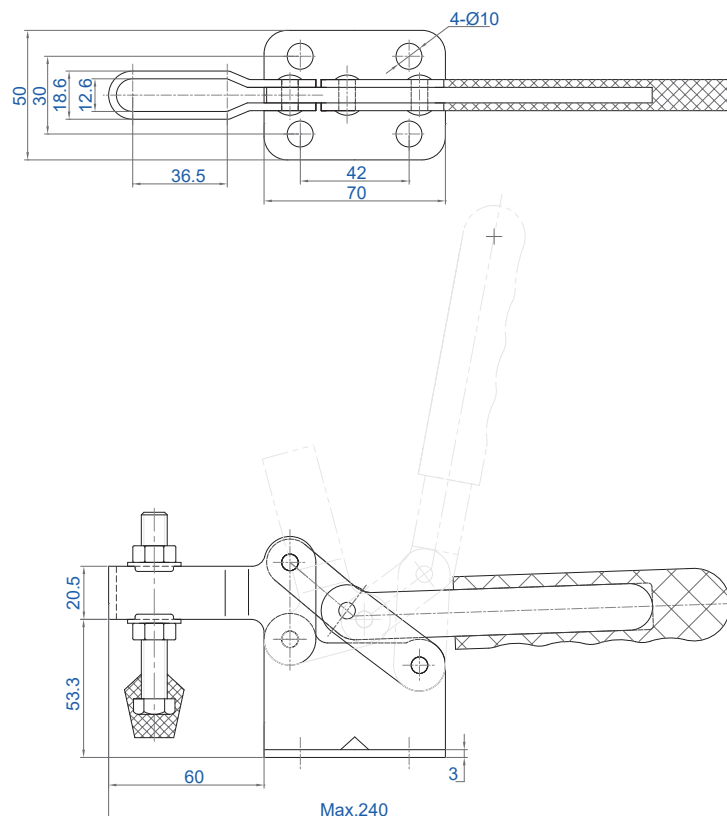
#### CH-24502-B

Portata (Holding force)	460 Kg
Peso (Weight)	1400 gr.
Apertura braccio (Arm opens)	94°
Apertura impugnatura (Handle opens)	76°
Altezza braccio dalla base (Height from base)	59 mm
Lunghezza braccio (Arm length)	86 mm
Perno fornito (Spindle supplied)	CH-SA-121017
Rondelle flangiate fornite (Washers supplied)	CH-FW-120



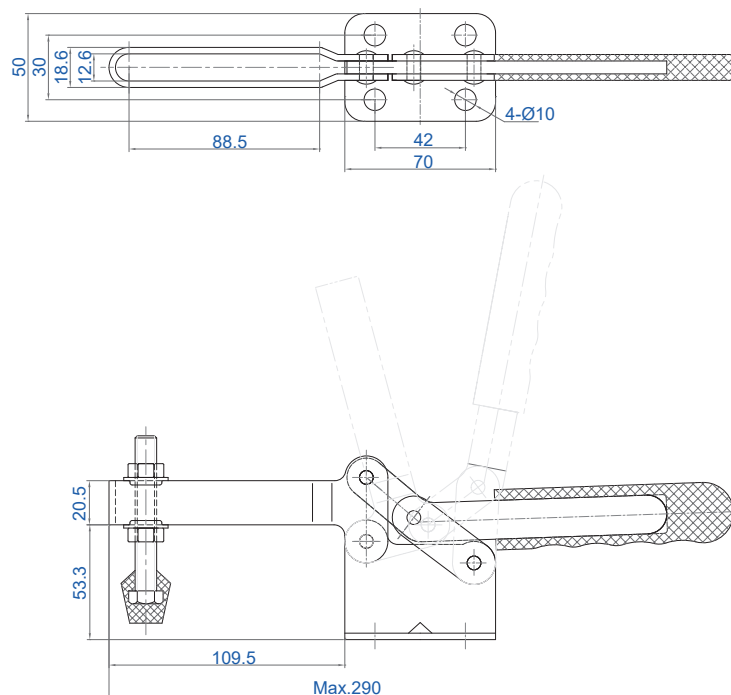
#### CH-200-W

Portata (Holding force)	410 Kg
Peso (Weight)	600 gr.
Apertura braccio (Arm opens)	75°
Apertura impugnatura (Handle opens)	77°
Altezza braccio dalla base (Height from base)	54 mm
Lunghezza braccio (Arm length)	60 mm
Perno fornito (Spindle supplied)	CH-FC-38312
Rondelle flangiate fornite (Washers supplied)	CH-FW-380



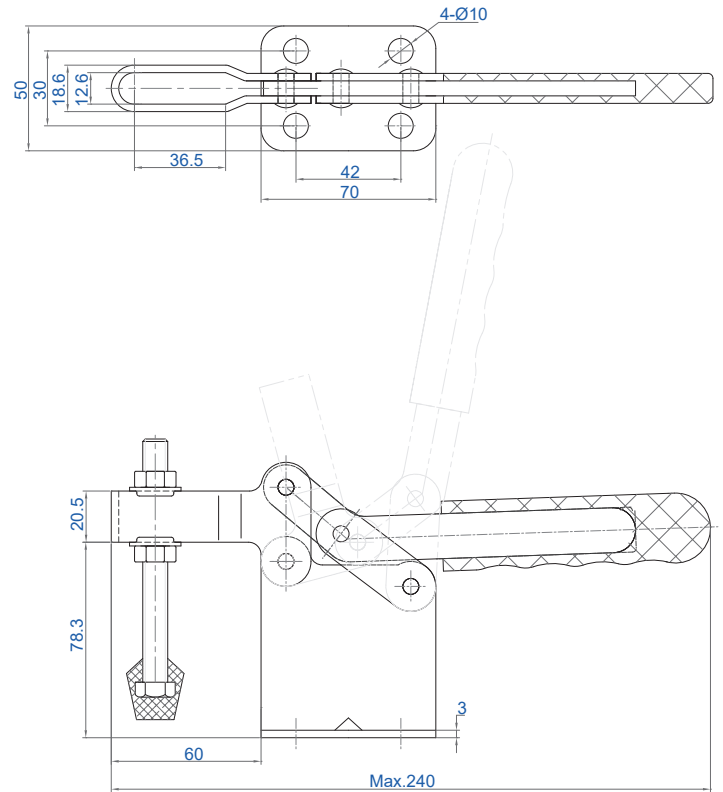
#### CH-200-WL

Portata (Holding force)	410 Kg
Peso (Weight)	640 gr.
Apertura braccio (Arm opens)	75°
Apertura impugnatura (Handle opens)	77°
Altezza braccio dalla base (Height from base)	54 mm
Lunghezza braccio (Arm length)	109,5 mm
Perno fornito (Spindle supplied)	CH-FC-38312
Rondelle flangiate fornite (Washers supplied)	CH-FW-380



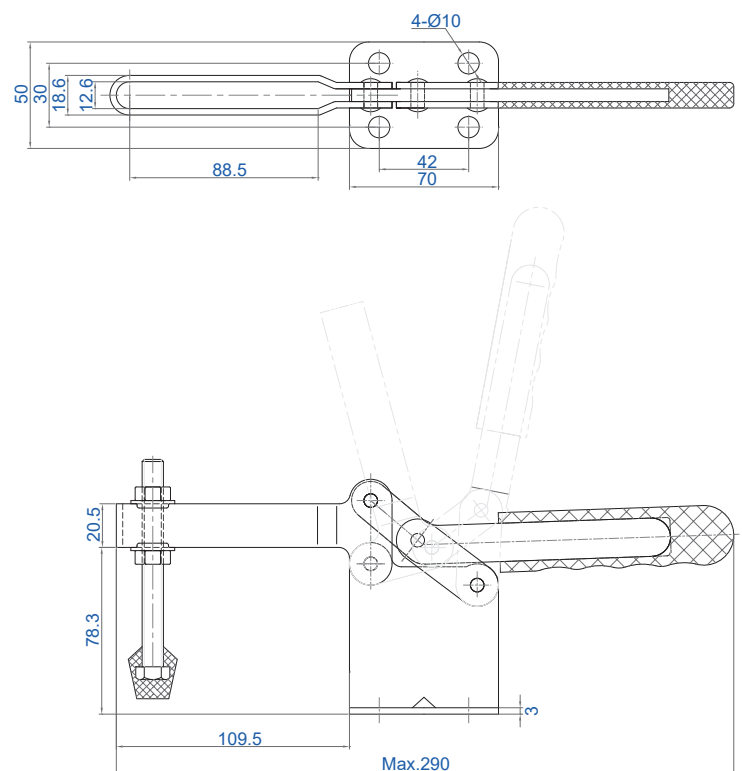
### CH-200-WH

Portata (Holding force)	410 Kg
Peso (Weight)	700 gr.
Apertura braccio (Arm opens)	75°
Apertura impugnatura (Handle opens)	77°
Altezza braccio dalla base (Height from base)	79 mm
Lunghezza braccio (Arm length)	60 mm
Perno fornito (Spindle supplied)	CH-FC-38412
Rondelle flangiate fornite (Washers supplied)	CH-FW-380



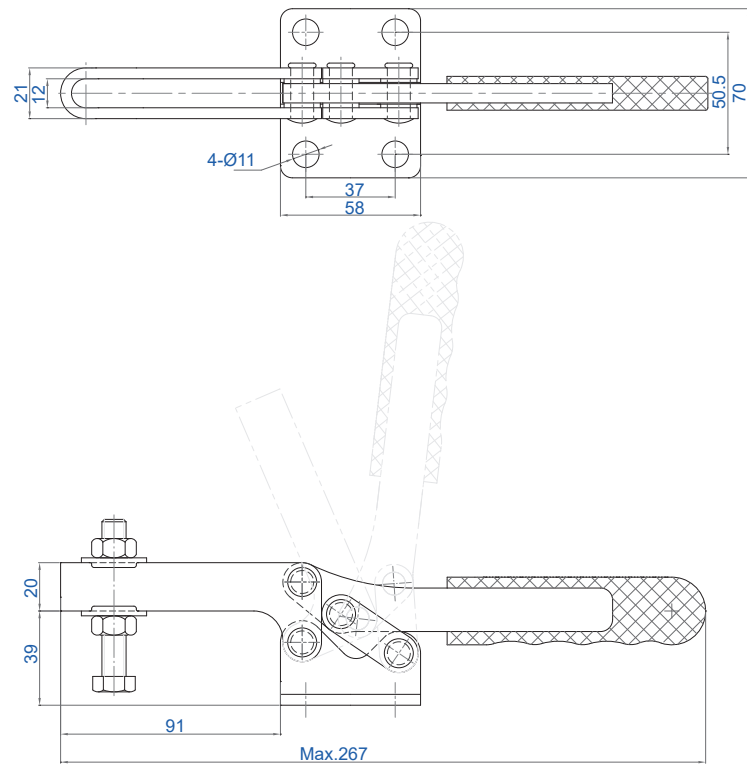
### CH-200-WLH

Portata (Holding force)	410 Kg
Peso (Weight)	745 gr.
Apertura braccio (Arm opens)	75°
Apertura impugnatura (Handle opens)	77°
Altezza braccio dalla base (Height from base)	79 mm
Lunghezza braccio (Arm length)	109,5 mm
Perno fornito (Spindle supplied)	CH-FC-38412
Rondelle flangiate fornite (Washers supplied)	CH-FW-380



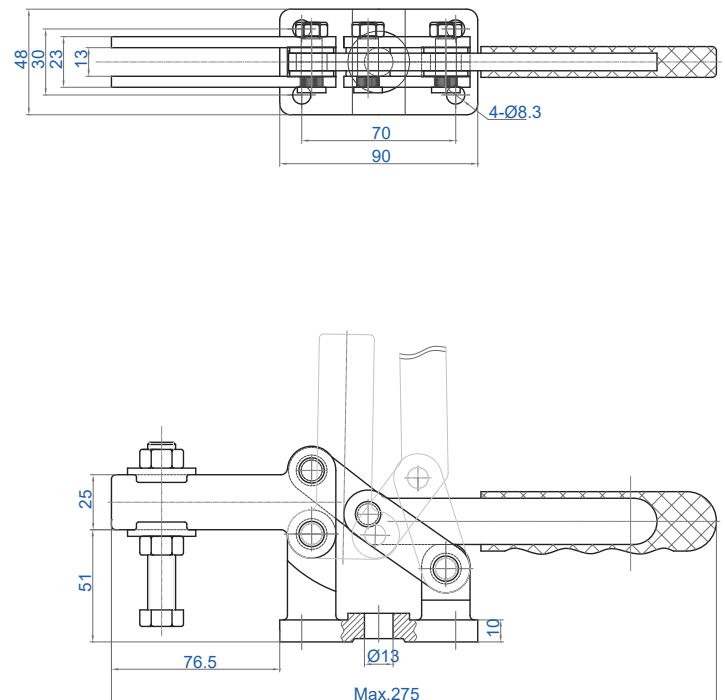

## CH-21384

Portata (Holding force)	510 Kg
Peso (Weight)	750 gr.
Apertura braccio (Arm opens)	65°
Apertura impugnatura (Handle opens)	85°
Altezza braccio dalla base (Height from base)	38,1 mm
Lunghezza braccio (Arm length)	91 mm
Perno fornito (Spindle supplied)	CH-SA-106515
Rondelle flangiate fornite (Washers supplied)	CH-FW-120



## CH-204-G

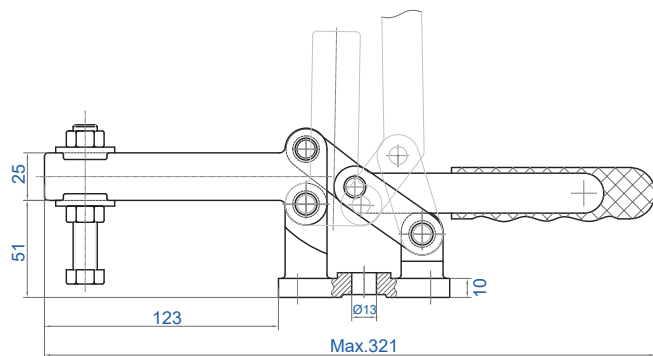
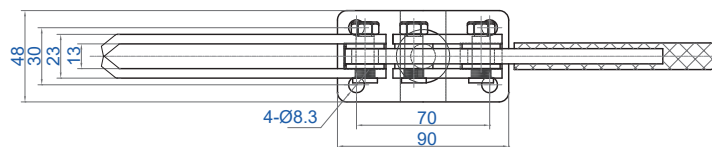
Portata (Holding force)	650 Kg
Peso (Weight)	1220 gr.
Apertura braccio (Arm opens)	91°
Apertura impugnatura (Handle opens)	94°
Altezza braccio dalla base (Height from base)	51 mm
Lunghezza braccio (Arm length)	76,5 mm
Perno fornito (Spindle supplied)	CH-SA-12300
Rondelle flangiate fornite (Washers supplied)	CH-FW-120






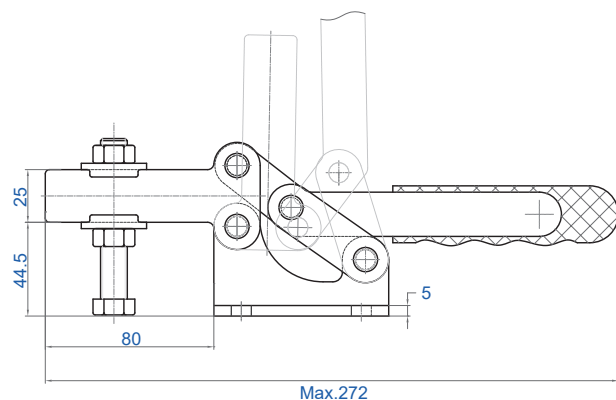
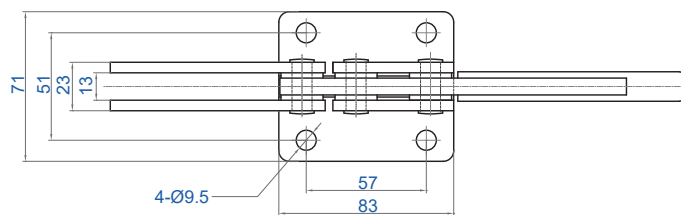
#### CH-204-GL

Portata (Holding force)	650 Kg
Peso (Weight)	1220 gr.
Apertura braccio (Arm opens)	91°
Apertura impugnatura (Handle opens)	94°
Altezza braccio dalla base (Height from base)	51 mm
Lunghezza braccio (Arm length)	123 mm
Perno fornito (Spindle supplied)	CH-SA-12300
Rondelle flangiate fornite (Washers supplied)	CH-FW-120



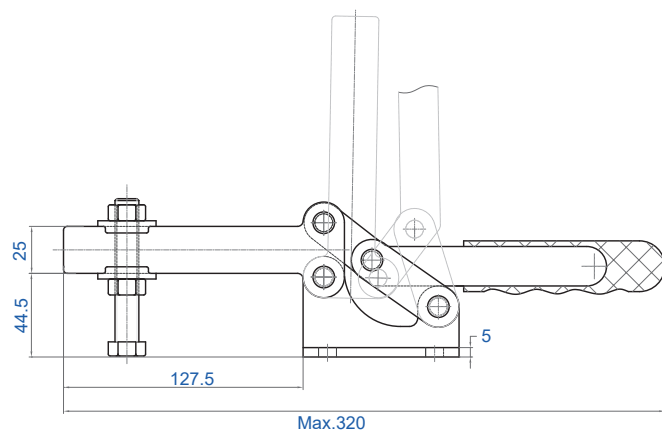
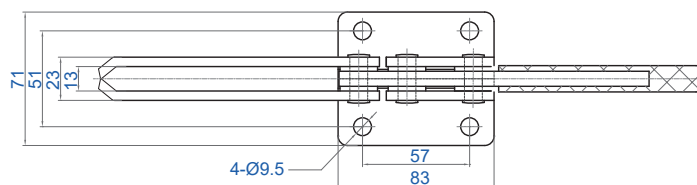
#### CH-204-GB

Portata (Holding force)	640 Kg
Peso (Weight)	1180 gr.
Apertura braccio (Arm opens)	90°
Apertura impugnatura (Handle opens)	94°
Altezza braccio dalla base (Height from base)	44,5 mm
Lunghezza braccio (Arm length)	80 mm
Perno fornito (Spindle supplied)	CH-SA-12300
Rondelle flangiate fornite (Washers supplied)	CH-FW-120



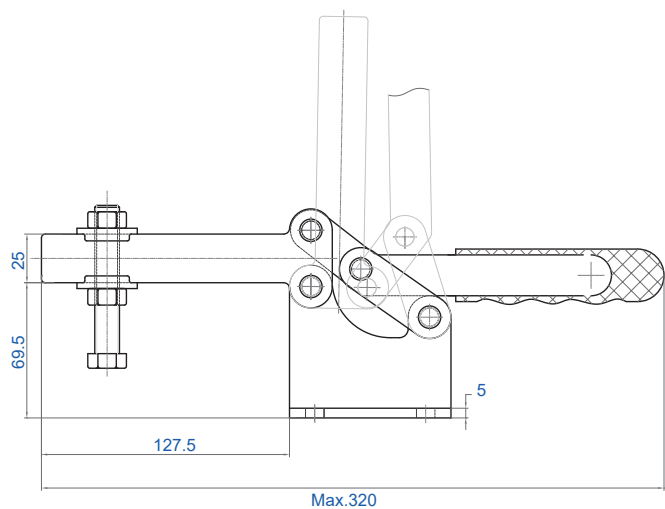
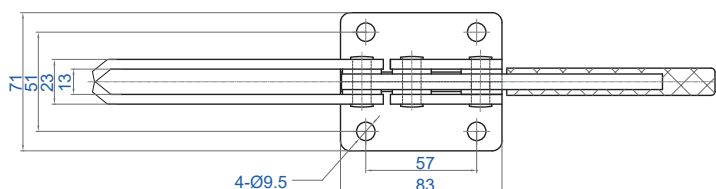
#### CH-204-GBL

Portata (Holding force)	640 Kg
Peso (Weight)	1260 gr.
Apertura braccio (Arm opens)	90°
Apertura impugnatura (Handle opens)	94°
Altezza braccio dalla base (Height from base)	44,5 mm
Lunghezza braccio (Arm length)	127,5 mm
Perno fornito (Spindle supplied)	CH-SA-12300
Rondelle flangiate fornite (Washers supplied)	CH-FW-120



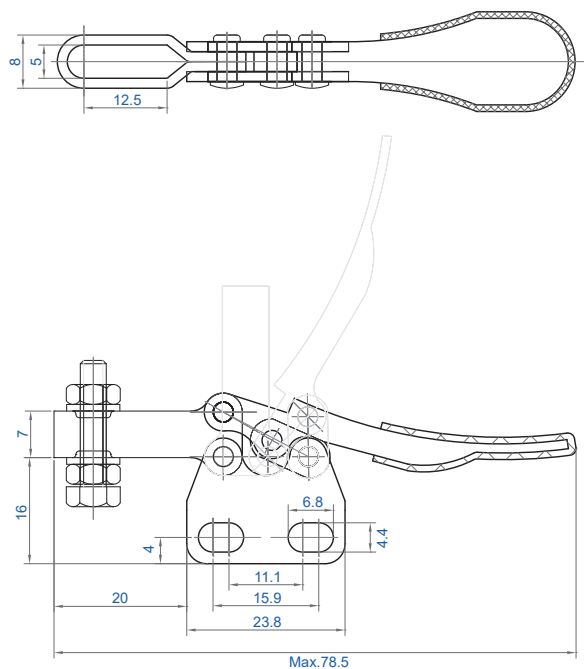
#### CH-204-GBLH

Portata (Holding force)	640 Kg
Peso (Weight)	1465 gr.
Apertura braccio (Arm opens)	90°
Apertura impugnatura (Handle opens)	94°
Altezza braccio dalla base (Height from base)	69,5 mm
Lunghezza braccio (Arm length)	127,5 mm
Perno fornito (Spindle supplied)	CH-SA-12300
Rondelle flangiate fornite (Washers supplied)	CH-FW-120



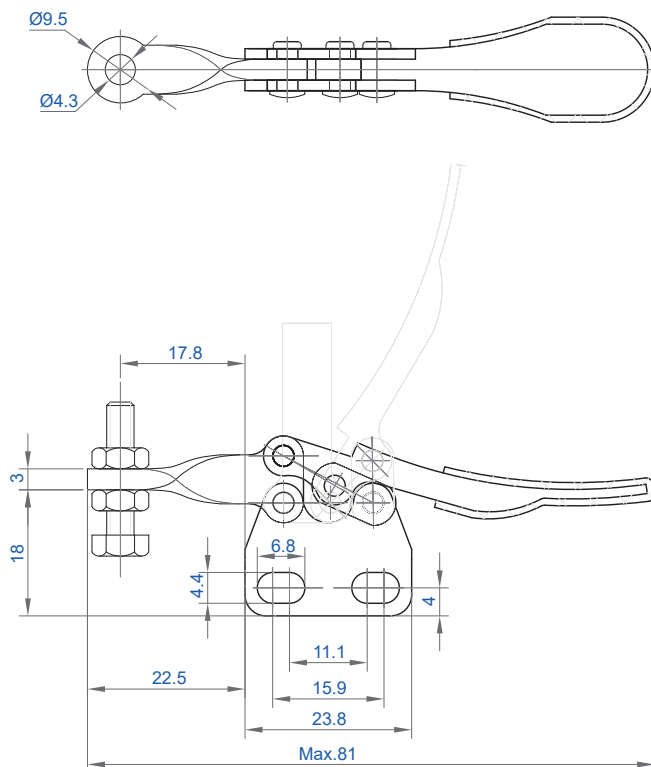
#### CH-201-I

Portata (Holding force)	30 Kg
Peso (Weight)	35 gr.
Apertura braccio (Arm opens)	90°
Apertura impugnatura (Handle opens)	80°
Altezza braccio dalla base (Height from base)	16 mm
Lunghezza braccio (Arm length)	20 mm
Perno fornito (Spindle supplied)	CH-SA-08034(NYLON)
Rondelle flangiate fornite (Washers supplied)	CH-FW-080



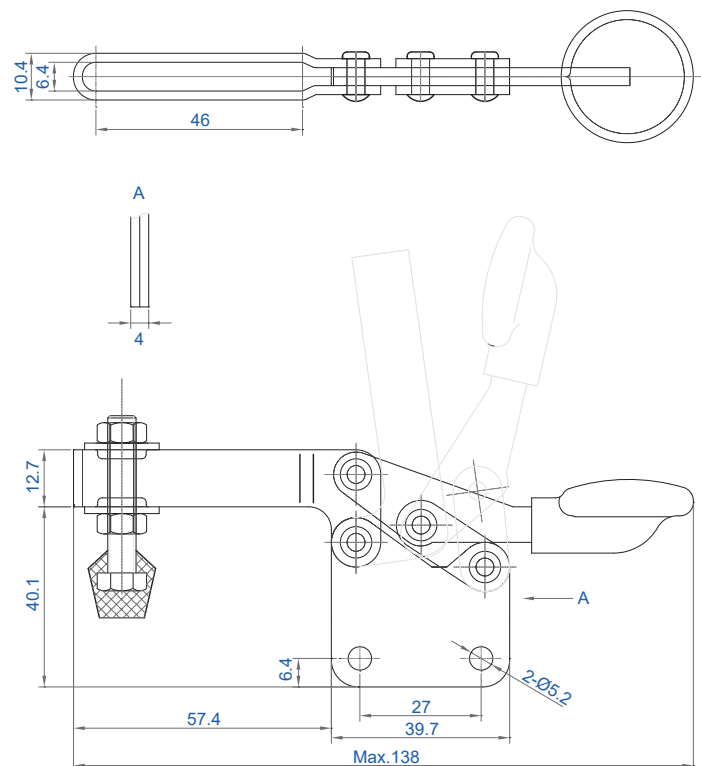
#### CH-201-AI

Portata (Holding force)	30 Kg
Peso (Weight)	30 gr.
Apertura braccio (Arm opens)	90°
Apertura impugnatura (Handle opens)	80°
Altezza braccio dalla base (Height from base)	18 mm
Lunghezza braccio (Arm length)	22,5 mm
Perno fornito (Spindle supplied)	CH-SA-08034(NYLON)



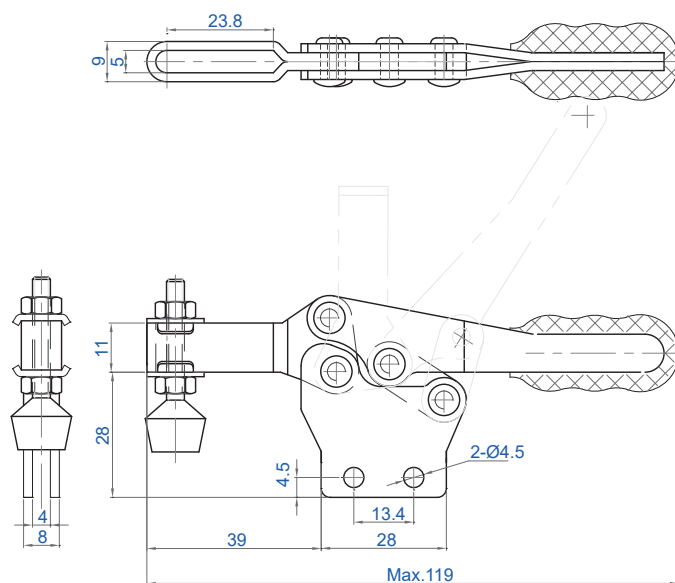
#### CH-22105

Portata (Holding force)	70 Kg
Peso (Weight)	110 gr.
Apertura braccio (Arm opens)	81°
Apertura impugnatura (Handle opens)	68°
Altezza braccio dalla base (Height from base)	40,1 mm
Lunghezza braccio (Arm length)	57,4 mm
Perno fornito (Spindle supplied)	CH-FC-14134
Rondelle flangiate fornite (Washers supplied)	CH-FW-141



#### CH-2301-B

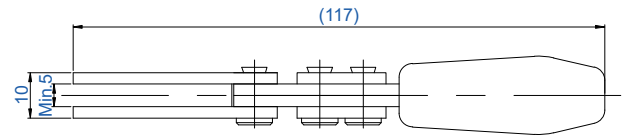
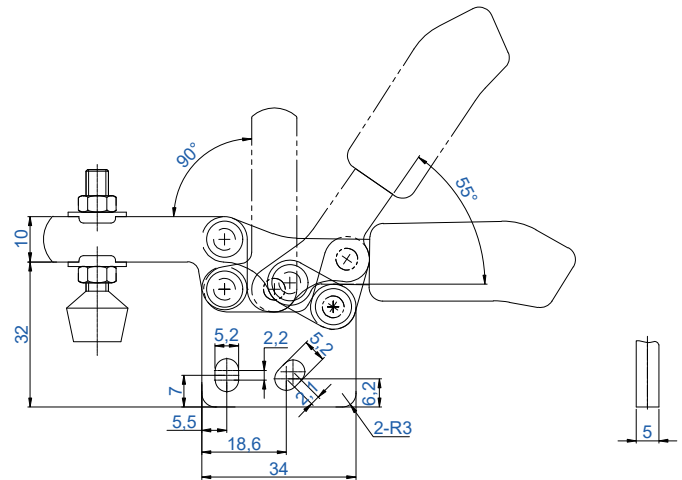

Portata (Holding force)	70 Kg
Peso (Weight)	94 gr.
Apertura braccio (Arm opens)	90°
Apertura impugnatura (Handle opens)	58°
Altezza braccio dalla base (Height from base)	28 mm
Lunghezza braccio (Arm length)	39 mm
Perno fornito (Spindle supplied)	CH-FC-10138
Rondelle flangiate fornite (Washers supplied)	CH-FW-080



**CH-2604-B**




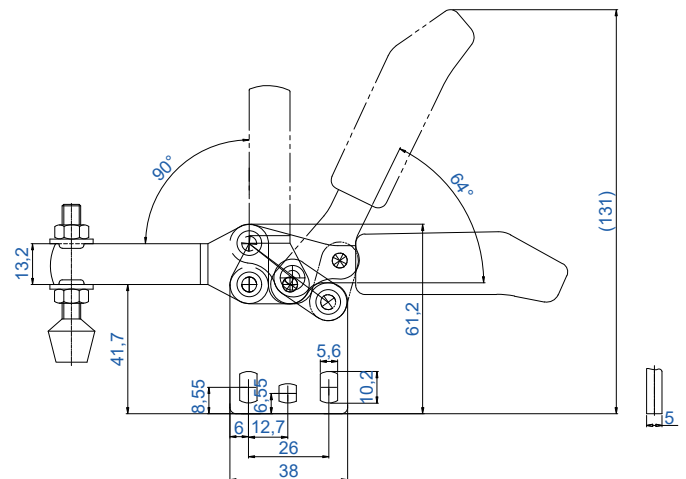
Portata (Holding force)	82 Kg
Peso (Weight)	
Apertura braccio (Arm opens)	
Apertura impugnatura (Handle opens)	
Altezza braccio dalla base (Height from base)	
Lunghezza braccio (Arm length)	
Perno fornito (Spindle supplied)	
Rondelle flangiate fornite (Washers supplied)	



**CH-2603-B**

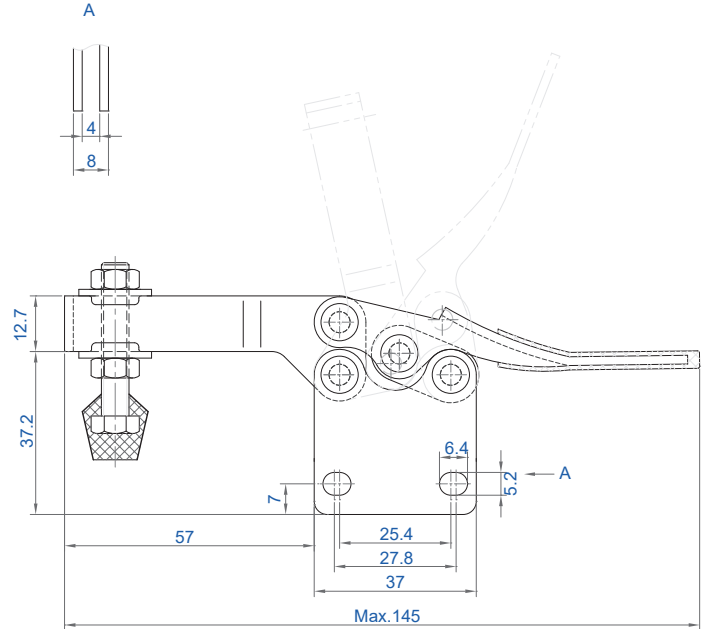
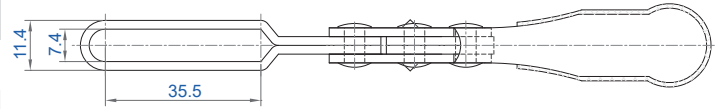


Portata (Holding force)	105 Kg
Peso (Weight)	
Apertura braccio (Arm opens)	
Apertura impugnatura (Handle opens)	
Altezza braccio dalla base (Height from base)	
Lunghezza braccio (Arm length)	
Perno fornito (Spindle supplied)	
Rondelle flangiate fornite (Washers supplied)	



#### CH-201-BI

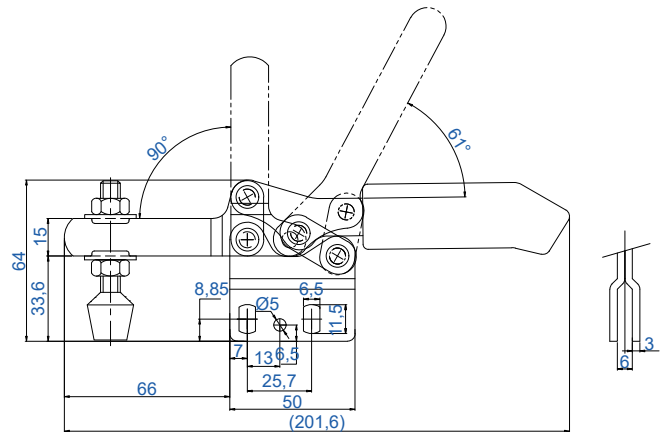
Portata (Holding force)	90 Kg
Peso (Weight)	130 gr.
Apertura braccio (Arm opens)	85°
Apertura impugnatura (Handle opens)	60°
Altezza braccio dalla base (Height from base)	37,2 mm
Lunghezza braccio (Arm length)	57 mm
Perno fornito (Spindle supplied)	CH-FC-14134
Rondelle flangiate fornite (Washers supplied)	CH-FW-141



#### CH-2602-B

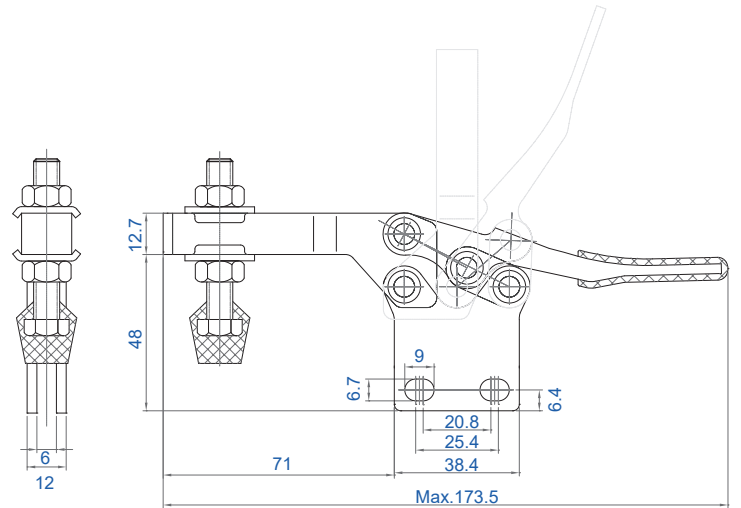
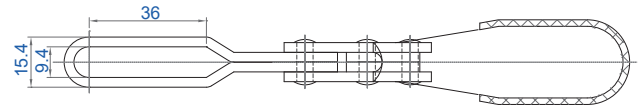
**NEW**

Portata (Holding force)	185 Kg
Peso (Weight)	
Apertura braccio (Arm opens)	
Apertura impugnatura (Handle opens)	
Altezza braccio dalla base (Height from base)	
Lunghezza braccio (Arm length)	
Perno fornito (Spindle supplied)	
Rondelle flangiate fornite (Washers supplied)	



**CH-225-DI**

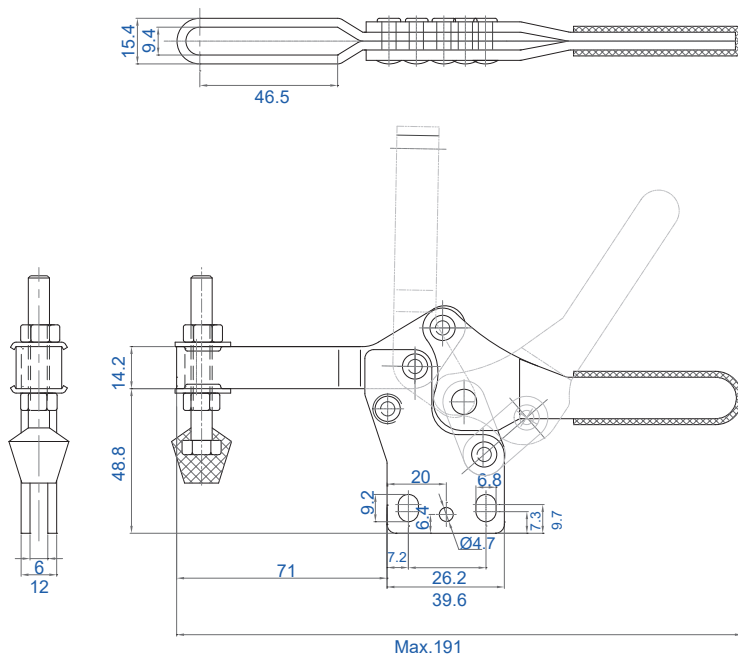

Portata (Holding force)	230 Kg
Peso (Weight)	265 gr.
Apertura braccio (Arm opens)	90°
Apertura impugnatura (Handle opens)	65°
Altezza braccio dalla base (Height from base)	48 mm
Lunghezza braccio (Arm length)	71 mm
Perno fornito (Spindle supplied)	CH-FC-56212
Rondelle flangiate fornite (Washers supplied)	CH-FW-516





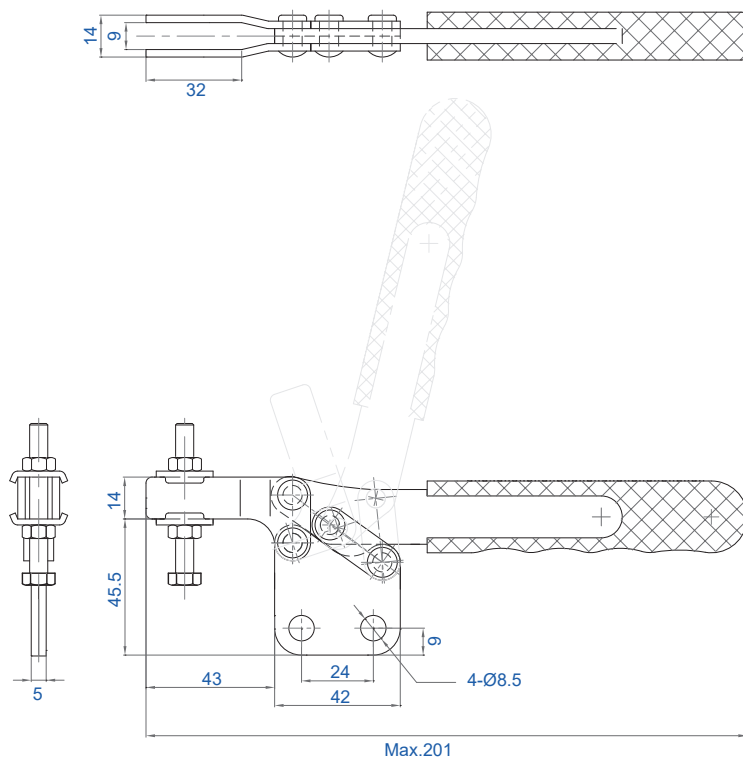
#### CH-2501-B

Portata (Holding force)	230 Kg
Peso (Weight)	318 gr.
Apertura braccio (Arm opens)	90°
Apertura impugnatura (Handle opens)	58°
Altezza braccio dalla base (Height from base)	48,8 mm
Lunghezza braccio (Arm length)	71 mm
Perno fornito (Spindle supplied)	CH-FC-56300
Rondelle flangiate fornite (Washers supplied)	CH-FW-516



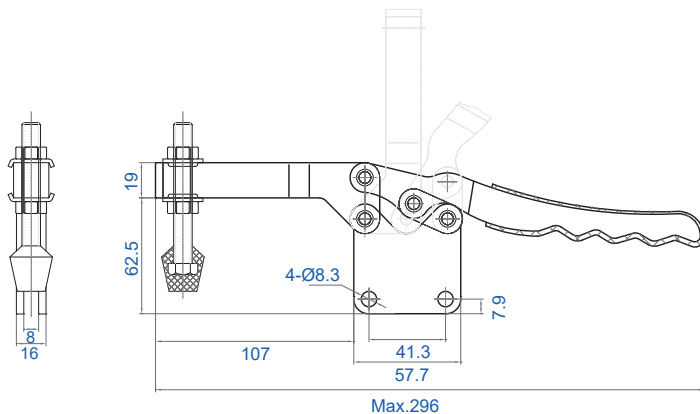
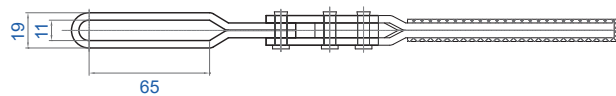
#### CH-22382

Portata (Holding force)	250 Kg
Peso (Weight)	228 gr.
Apertura braccio (Arm opens)	75°
Apertura impugnatura (Handle opens)	70°
Altezza braccio dalla base (Height from base)	45,5mm
Lunghezza braccio (Arm length)	43 mm
Perno fornito (Spindle supplied)	CH-SA-065010
Rondelle flangiate fornite (Washers supplied)	CH-FW-140



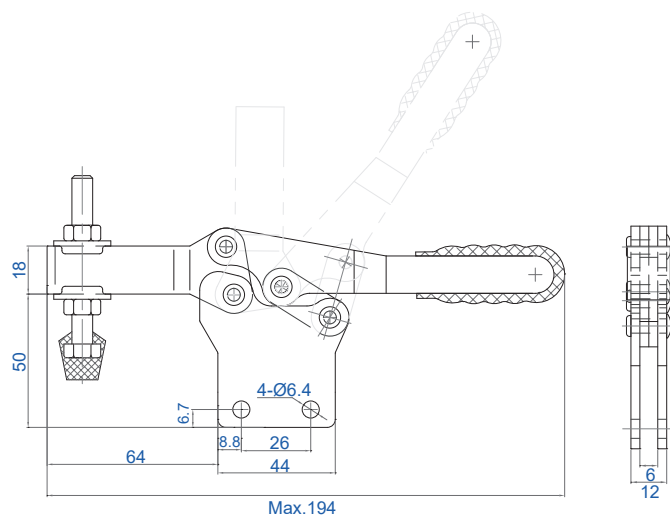
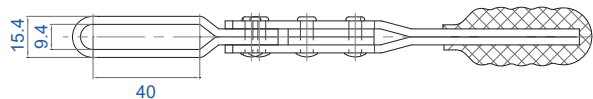
#### CH-20236

Portata (Holding force)	350 Kg
Peso (Weight)	700 gr.
Apertura braccio (Arm opens)	85°
Apertura impugnatura (Handle opens)	50°
Altezza braccio dalla base (Height from base)	62,5 mm
Lunghezza braccio (Arm length)	107 mm
Perno fornito (Spindle supplied)	CH-FC-38312
Rondelle flangiate fornite (Washers supplied)	CH-FW-380



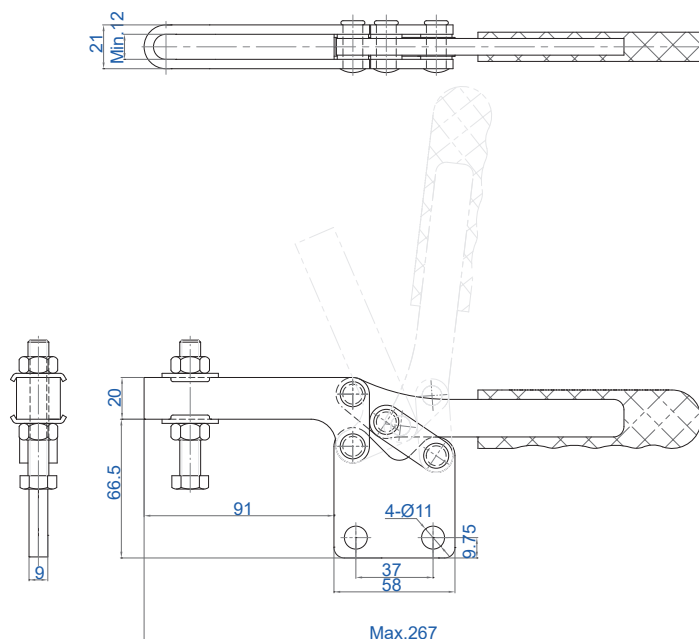
#### CH-2601-B

Portata (Holding force)	350 Kg
Peso (Weight)	352 gr.
Apertura braccio (Arm opens)	90°
Apertura impugnatura (Handle opens)	58°
Altezza braccio dalla base (Height from base)	50 mm
Lunghezza braccio (Arm length)	64 mm
Perno fornito (Spindle supplied)	CH-FC-56300
Rondelle flangiate fornite (Washers supplied)	CH-FW-516



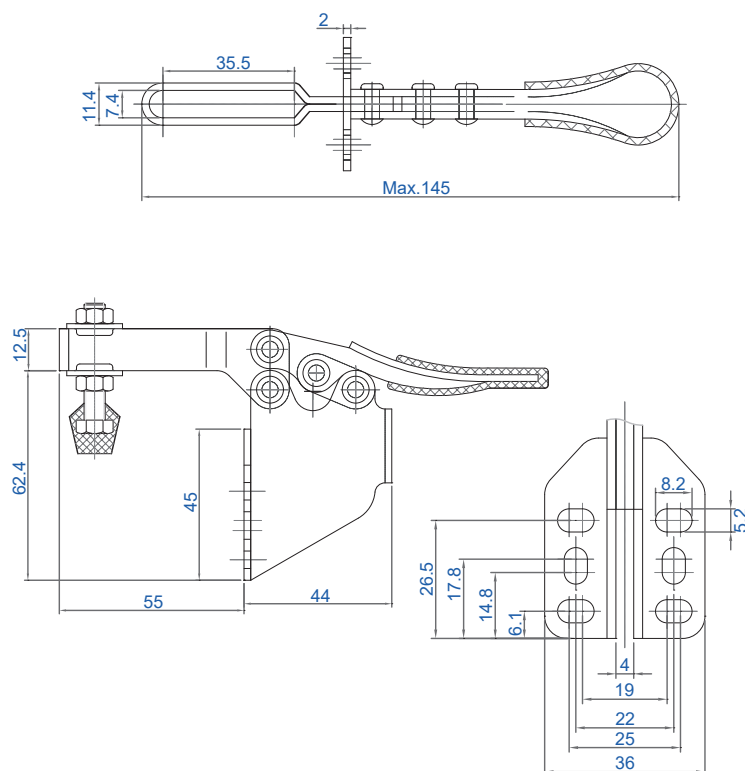
#### CH-22384

Portata (Holding force)	510 Kg
Peso (Weight)	750 gr.
Apertura braccio (Arm opens)	65°
Apertura impugnatura (Handle opens)	85°
Altezza braccio dalla base (Height from base)	66,5 mm
Lunghezza braccio (Arm length)	91 mm
Perno fornito (Spindle supplied)	CH-SA-106515
Rondelle flangiate fornite (Washers supplied)	CH-FW-120



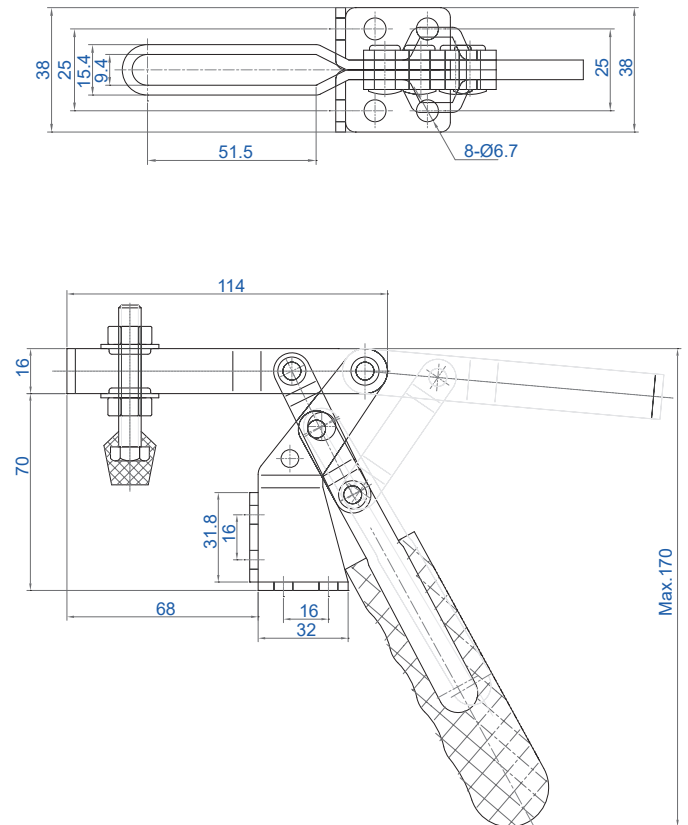
#### CH-201-BSM

Portata (Holding force)	90 Kg
Peso (Weight)	163 gr.
Apertura braccio (Arm opens)	85°
Apertura impugnatura (Handle opens)	60°
Altezza braccio dalla base (Height from base)	62,4 mm
Lunghezza braccio (Arm length)	55 mm
Perno fornito (Spindle supplied)	CH-FC-14134
Rondelle flangiate fornite (Washers supplied)	CH-FW-141



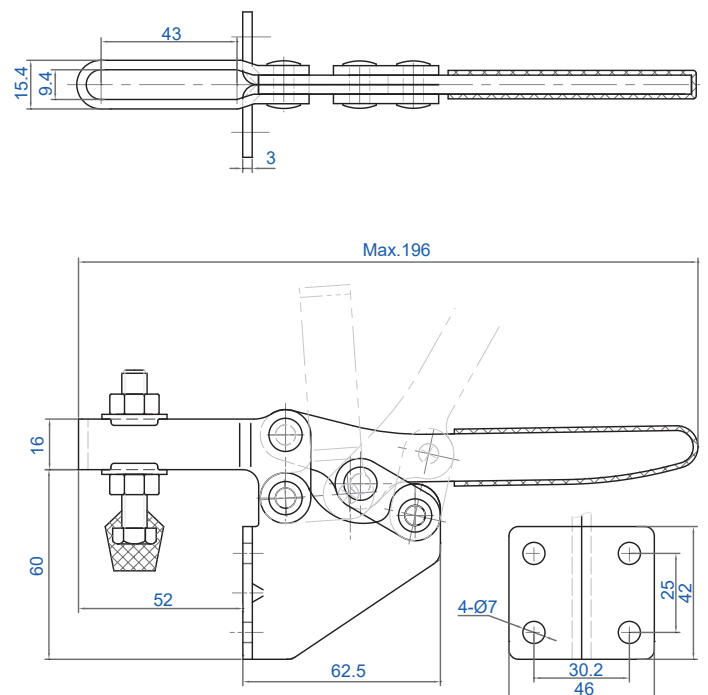
#### CH-20820

Portata (Holding force)	100 Kg
Peso (Weight)	400 gr.
Apertura braccio (Arm opens)	185°
Apertura impugnatura (Handle opens)	60°
Altezza braccio dalla base (Height from base)	70 mm
Lunghezza braccio (Arm length)	68 mm
Perno fornito (Spindle supplied)	CH-FC-56212
Rondelle flangiate fornite (Washers supplied)	CH-FW-516



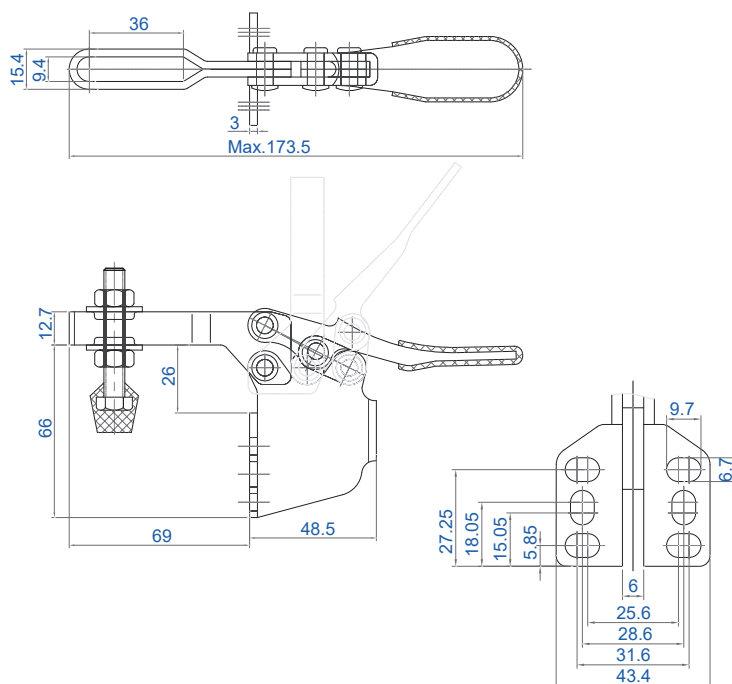
#### CH-202-F

Portata (Holding force)	230 Kg
Peso (Weight)	385 gr.
Apertura braccio (Arm opens)	85°
Apertura impugnatura (Handle opens)	58°
Altezza braccio dalla base (Height from base)	60 mm
Lunghezza braccio (Arm length)	52 mm
Perno fornito (Spindle supplied)	CH-FC-56212
Rondelle flangiate fornite (Washers supplied)	CH-FW-516



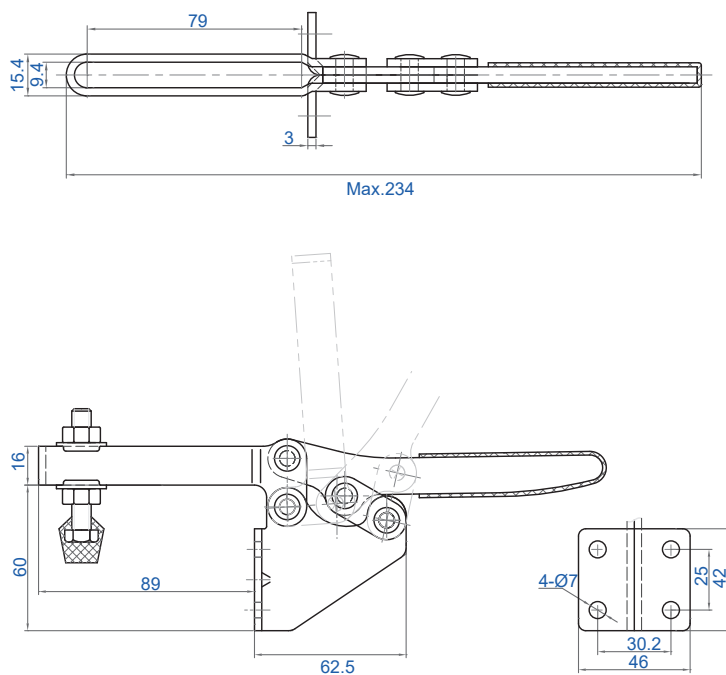
#### CH-225-DSM

Portata (Holding force)	230 Kg
Peso (Weight)	315 gr.
Apertura braccio (Arm opens)	90°
Apertura impugnatura (Handle opens)	65°
Altezza braccio dalla base (Height from base)	66 mm
Lunghezza braccio (Arm length)	69 mm
Perno fornito (Spindle supplied)	CH-FC-56212
Rondelle flangiate fornite (Washers supplied)	CH-FW-516



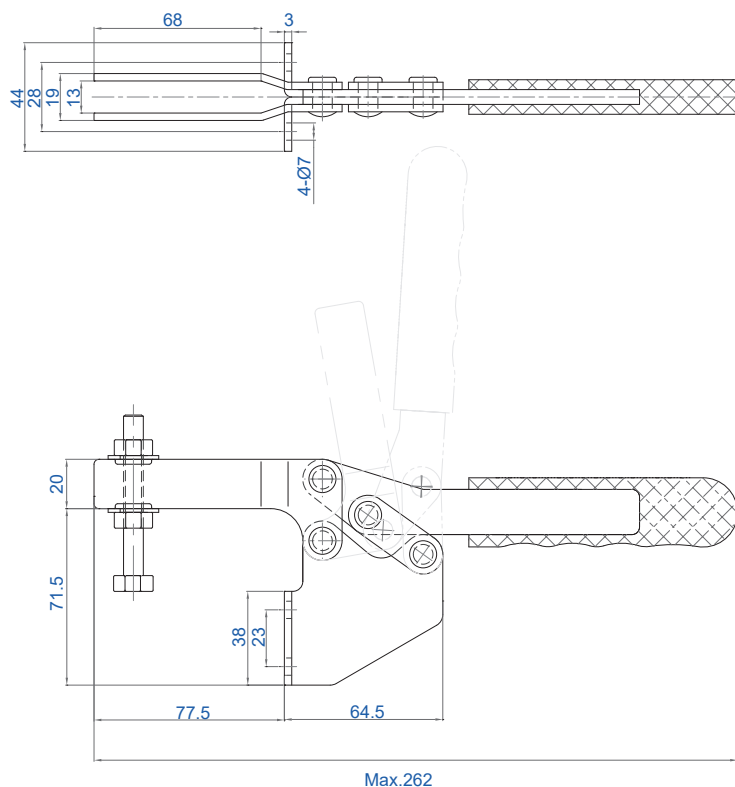
#### CH-202-FL

Portata (Holding force)	230 Kg
Peso (Weight)	425 gr.
Apertura braccio (Arm opens)	85°
Apertura impugnatura (Handle opens)	58°
Altezza braccio dalla base (Height from base)	60 mm
Lunghezza braccio (Arm length)	89 mm
Perno fornito (Spindle supplied)	CH-FC-56212
Rondelle flangiate fornite (Washers supplied)	CH-FW-516



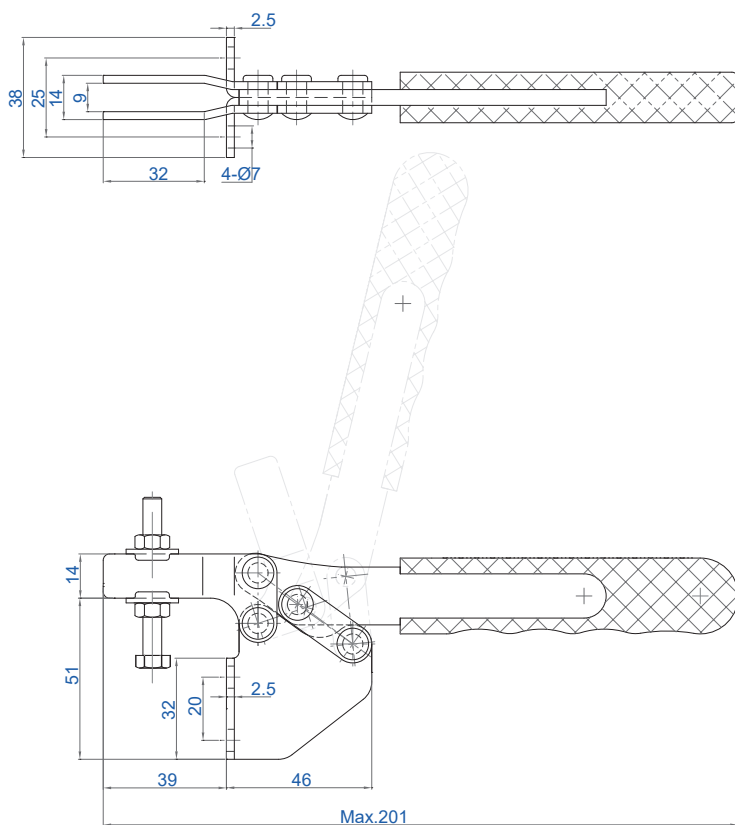
#### CH-25383

Portata (Holding force)	230 Kg
Peso (Weight)	315 gr.
Apertura braccio (Arm opens)	90°
Apertura impugnatura (Handle opens)	65°
Altezza braccio dalla base (Height from base)	71,5 mm
Lunghezza braccio (Arm length)	77,5 mm
Perno fornito (Spindle supplied)	CH-FC-56212
Rondelle flangiate fornite (Washers supplied)	CH-FW-516



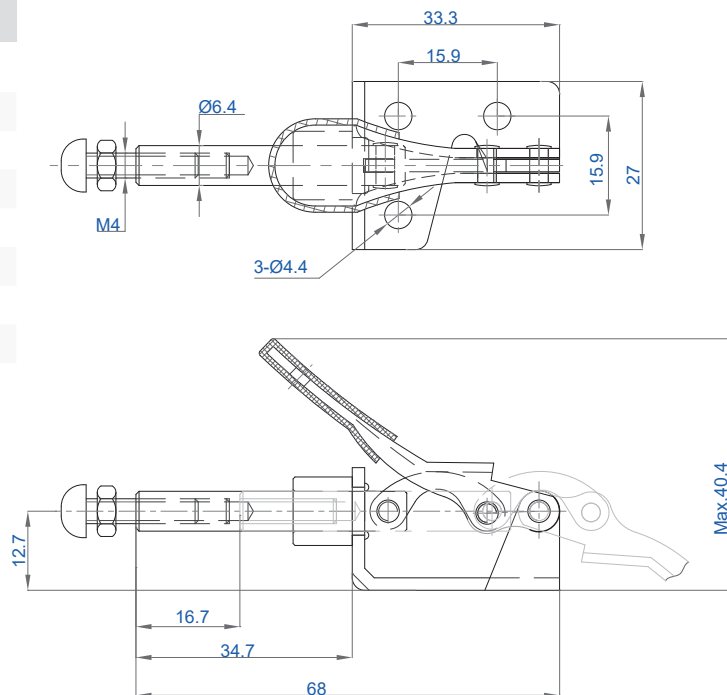
#### CH-21383

Portata (Holding force)	250 Kg
Peso (Weight)	250 gr.
Apertura braccio (Arm opens)	72°
Apertura impugnatura (Handle opens)	72°
Altezza braccio dalla base (Height from base)	51 mm
Lunghezza braccio (Arm length)	39 mm
Perno fornito (Spindle supplied)	CH-SA-065010
Rondelle flangiate fornite (Washers supplied)	CH-FW-140



### CH-301-AM

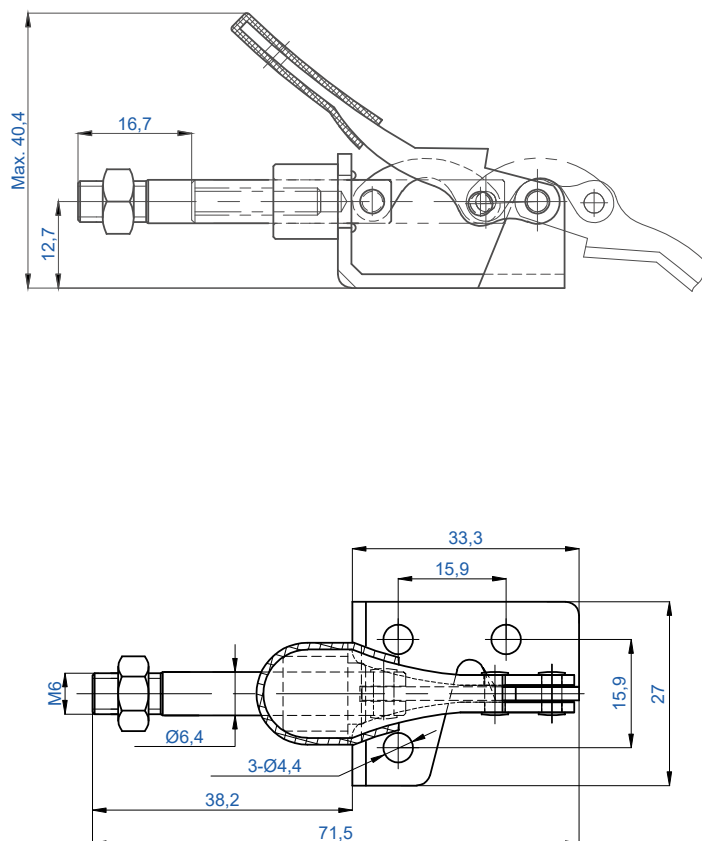

Portata (Holding force)	50 Kg
Peso (Weight)	50 gr.
Corsa del pistone (Plunger stroke)	16,7 mm
Apertura impugnatura (Handle opens)	190°
Altezza spintore dalla base (Height from base)	12,7 mm
Perno fornito (Spindle supplied)	CH-SA-042007(NYLON)
Filettatura spintore (Stroke thread)	M4
Versione INOX (Stainless Steel version)	CH-301-AMSS



### CH-301-BM



Portata (Holding force)	50 Kg
Peso (Weight)	50 gr.
Corsa del pistone (Plunger stroke)	16,7 mm
Apertura impugnatura (Handle opens)	190°
Altezza spintore dalla base (Height from base)	12,7 mm
Perno fornito (Spindle supplied)	-
Filettatura spintore (Stroke thread)	-

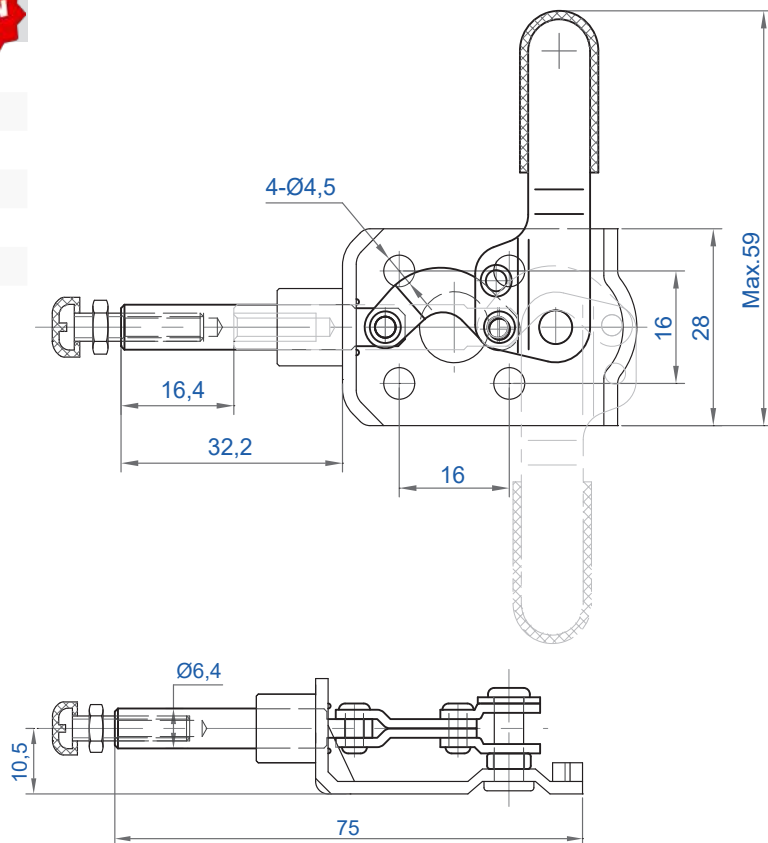




### CH-301-CL



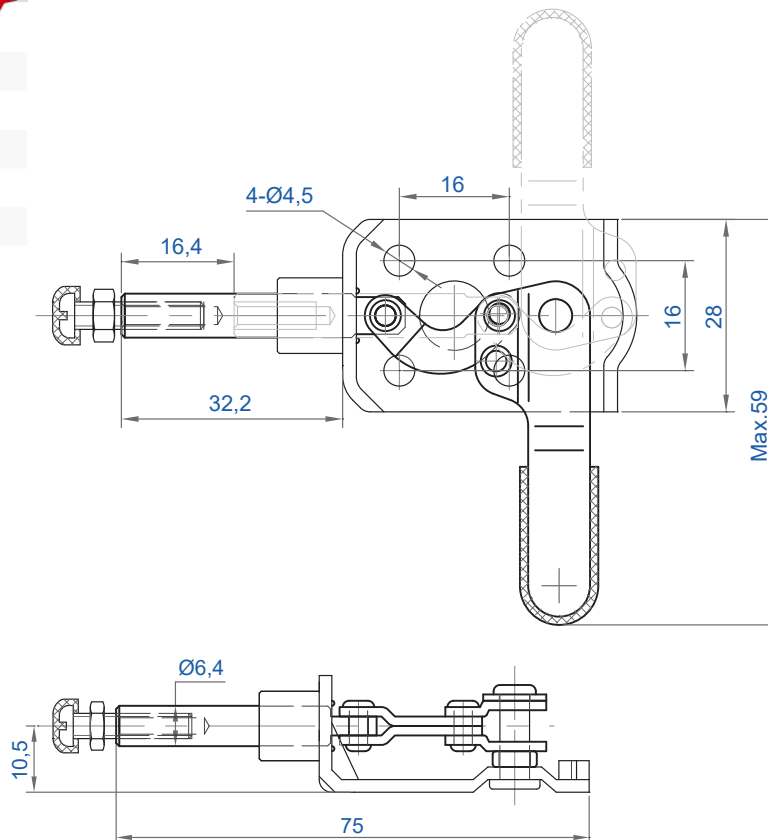

Portata (Holding force)	Kg 40
Peso (Weight)	50 gr.
Corsa del pistone (Plunger stroke)	16.4 mm
Apertura impugnatura (Handle opens)	185°
Altezza spintore dalla base (Height from base)	10.5 mm
Perno fornito (Spindle supplied)	CH-FC-042007
Filettatura spintore (Stroke thread)	M4



### CH-301-CR



Portata (Holding force)	Kg 40
Peso (Weight)	50 gr.
Corsa del pistone (Plunger stroke)	16.4 mm
Apertura impugnatura (Handle opens)	185°
Altezza spintore dalla base (Height from base)	10.5 mm
Perno fornito (Spindle supplied)	CH-FC-042007
Filettatura spintore (Stroke thread)	M4



**CH-302-CR**



Portata (Holding force)

Peso (Weight)

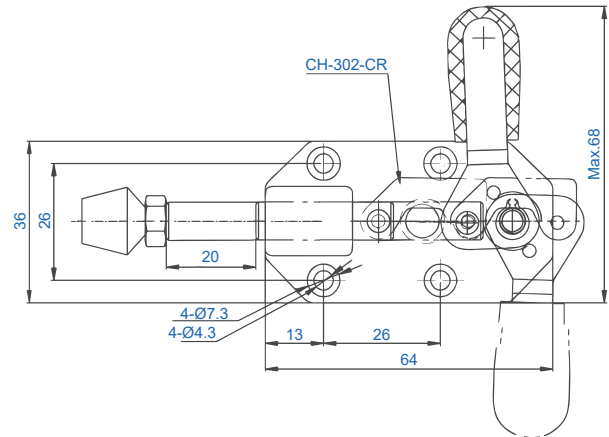
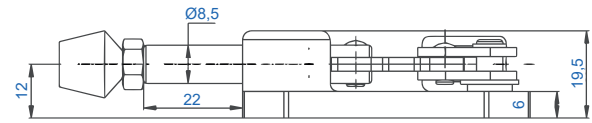
Corsa del pistone (Plunger stroke)

Apertura impugnatura (Handle opens)

Altezza spintore dalla base (Height from base)

Perno fornito (Spindle supplied)

Filettatura spintore (Stroke thread)



**CH-302-CL**



Portata (Holding force)

Peso (Weight)

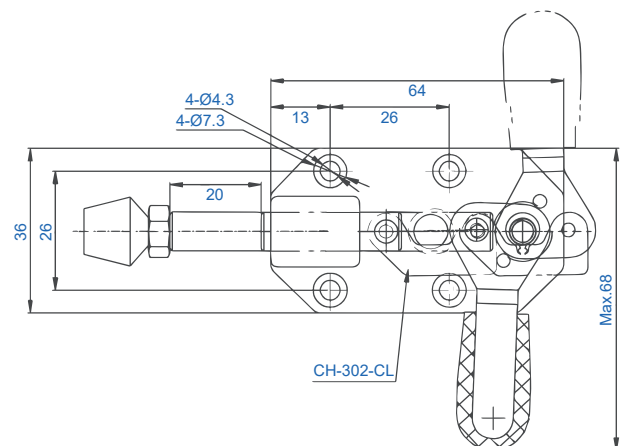
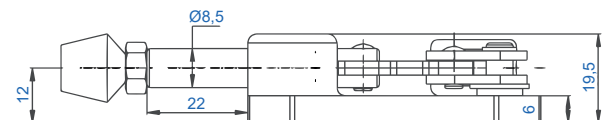
Corsa del pistone (Plunger stroke)

Apertura impugnatura (Handle opens)

Altezza spintore dalla base (Height from base)

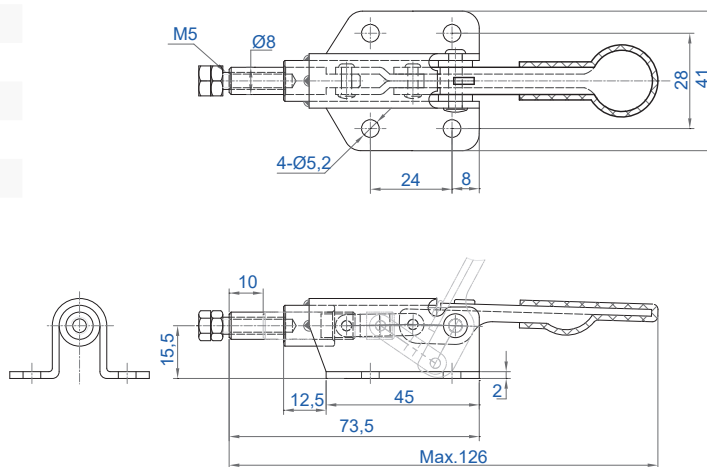
Perno fornito (Spindle supplied)

Filettatura spintore (Stroke thread)



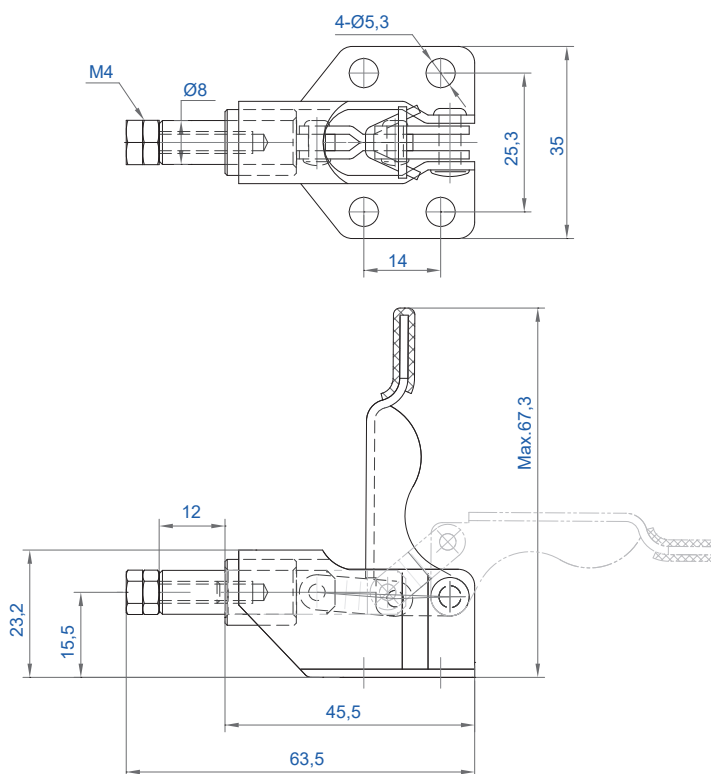
## CH-36070

Portata (Holding force)	50 Kg
Peso (Weight)	100 gr.
Corsa del pistone (Plunger stroke)	10 mm
Apertura impugnatura (Handle opens)	66°
Altezza spintore dalla base (Height from base)	15,5 mm
Perno fornito (Spindle supplied)	CH-SA-051508
Filettatura spintore (Stroke thread)	M5



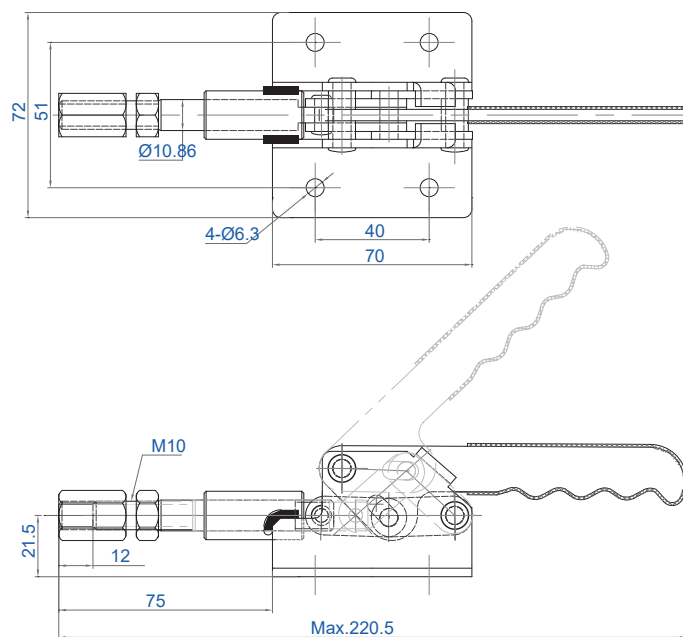
## CH-36006

Portata (Holding force)	50 Kg
Peso (Weight)	64 gr.
Corsa del pistone (Plunger stroke)	12 mm
Apertura impugnatura (Handle opens)	93°
Altezza spintore dalla base (Height from base)	15,5 mm
Perno fornito (Spindle supplied)	CH-SA-041507
Filettatura spintore (Stroke thread)	M4



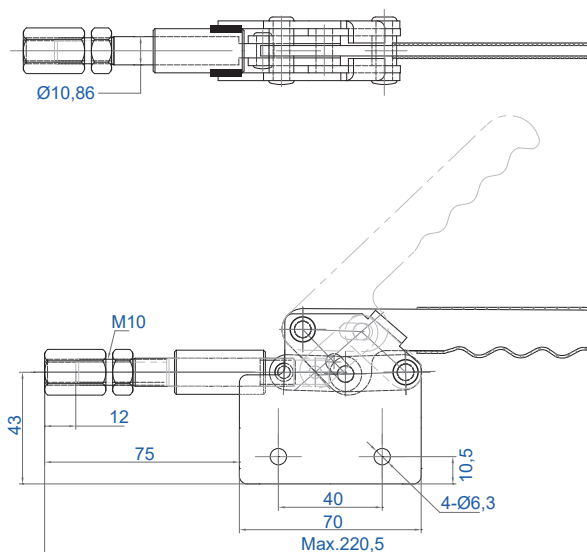
### CH-302-DM

Portata (Holding force)	160 Kg
Peso (Weight)	454 gr.
Corsa del pistone (Plunger stroke)	12 mm
Apertura impugnatura (Handle opens)	45°
Altezza spintore dalla base (Height from base)	21,5 mm
Perno fornito (Spindle supplied)	--
Filettatura spintore (Stroke thread)	M10
Versione INOX (Stainless Steel version)	CH-302-DMSS



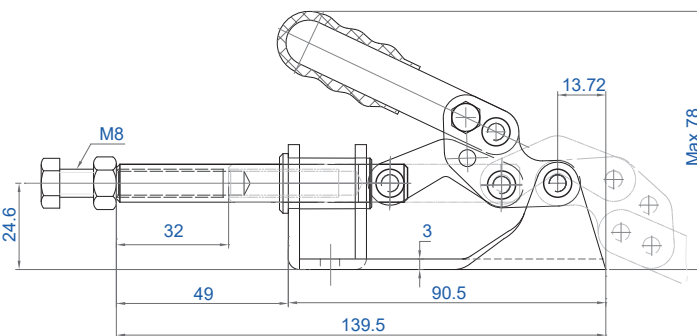
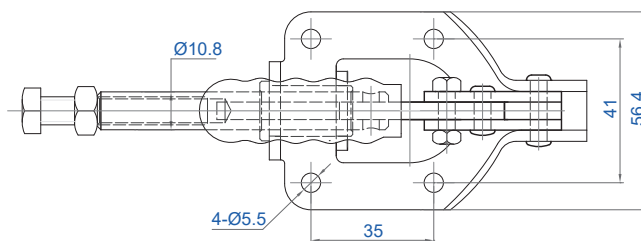
### CH-30282M

Portata (Holding force)	160 Kg
Peso (Weight)	454 gr.
Corsa del pistone (Plunger stroke)	12 mm
Apertura impugnatura (Handle opens)	45°
Altezza spintore dalla base (Height from base)	43 mm
Perno fornito (Spindle supplied)	--
Filettatura spintore (Stroke thread)	M10



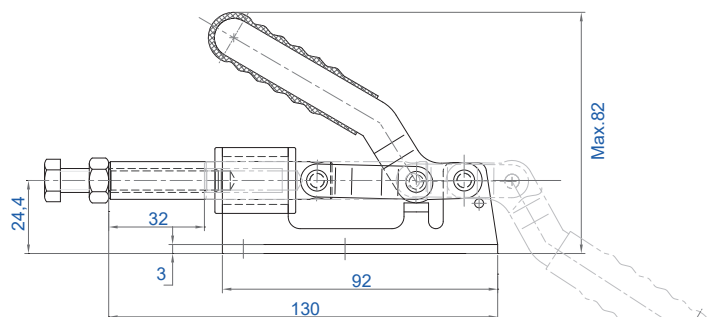
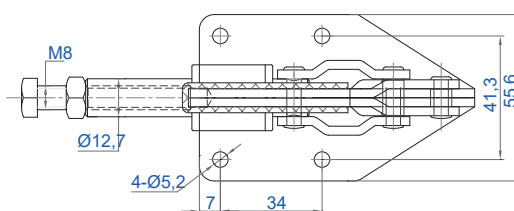
### CH-302-FM

Portata (Holding force)	140 Kg
Peso (Weight)	300 gr.
Corsa del pistone (Plunger stroke)	32 mm
Apertura impugnatura (Handle opens)	180°
Altezza spintore dalla base (Height from base)	24,6 mm
Perno fornito (Spindle supplied)	CH-SA-085012
Filettatura spintore (Stroke thread)	M8
Versione INOX (Stainless Steel version)	CH-302-FMSS



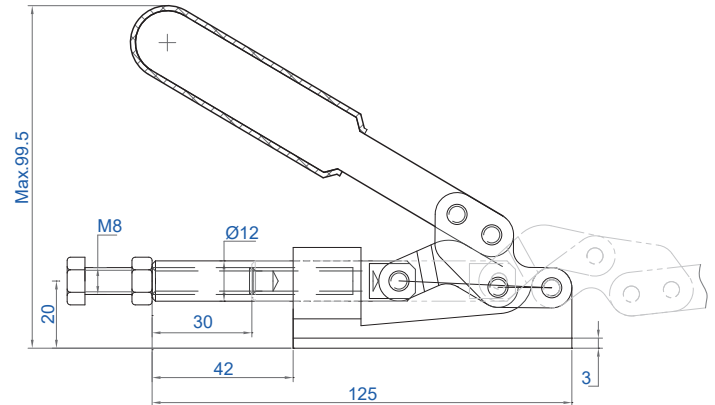
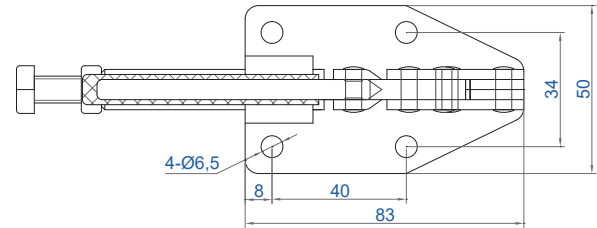
### CH-36092M

Portata (Holding force)	180 Kg
Peso (Weight)	397 gr.
Corsa del pistone (Plunger stroke)	32 mm
Apertura impugnatura (Handle opens)	180°
Altezza spintore dalla base (Height from base)	24,4 mm
Perno fornito (Spindle supplied)	CH-SA-085012
Filettatura spintore (Stroke thread)	M8
Versione INOX (Stainless Steel version)	CH-36092MSS



### CH-36020

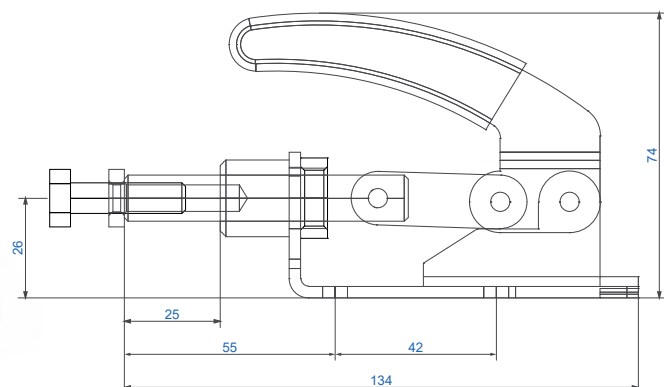
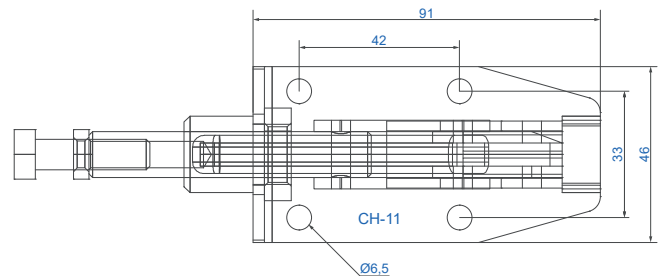
Portata (Holding force)	180 Kg
Peso (Weight)	380 gr.
Corsa del pistone (Plunger stroke)	30 mm
Apertura impugnatura (Handle opens)	144.5°
Altezza spintore dalla base (Height from base)	20 mm
Perno fornito (Spindle supplied)	CH-SA-085012
Filettatura spintore (Stroke thread)	M8



### CH-11

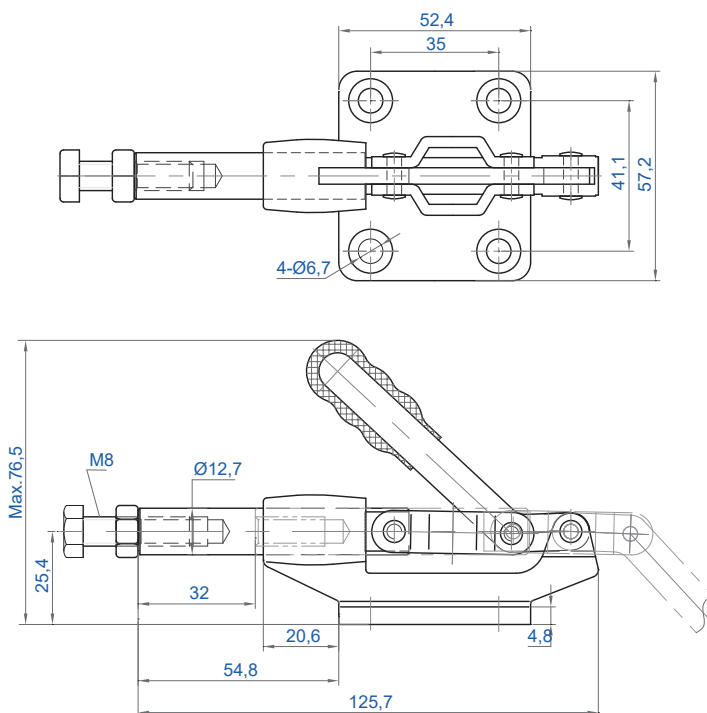


Portata (Holding force)	200 Kg
Peso (Weight)	380 gr.
Corsa del pistone (Plunger stroke)	25 mm
Apertura impugnatura (Handle opens)	90°
Altezza spintore dalla base (Height from base)	20 mm
Perno fornito (Spindle supplied)	CH-SA-083012
Filettatura spintore (Stroke thread)	M8



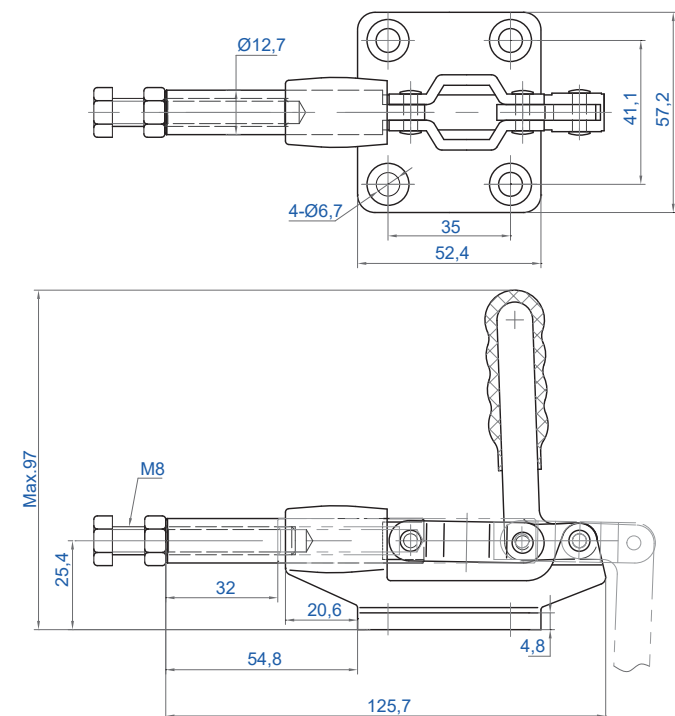
### CH-304-CM

Portata (Holding force)	230 Kg
Peso (Weight)	340 gr.
Corsa del pistone (Plunger stroke)	32 mm
Apertura impugnatura (Handle opens)	180°
Altezza spintore dalla base (Height from base)	25,4 mm
Perno fornito (Spindle supplied)	CH-SA-085012
Filettatura spintore (Stroke thread)	M4



### CH-305-CM

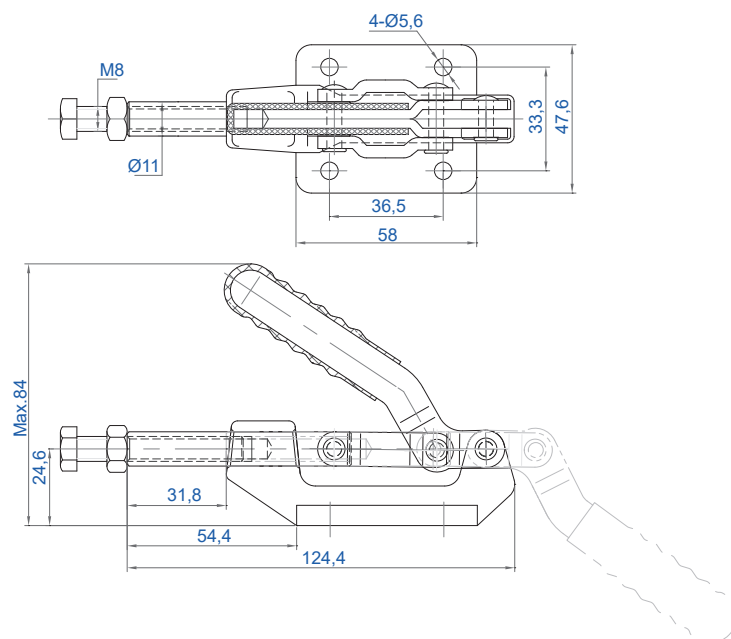

Portata (Holding force)	230 Kg
Peso (Weight)	340 gr.
Corsa del pistone (Plunger stroke)	32 mm
Apertura impugnatura (Handle opens)	180°
Altezza spintore dalla base (Height from base)	25,4 mm
Perno fornito (Spindle supplied)	CH-SA-085012
Filettatura spintore (Stroke thread)	M4





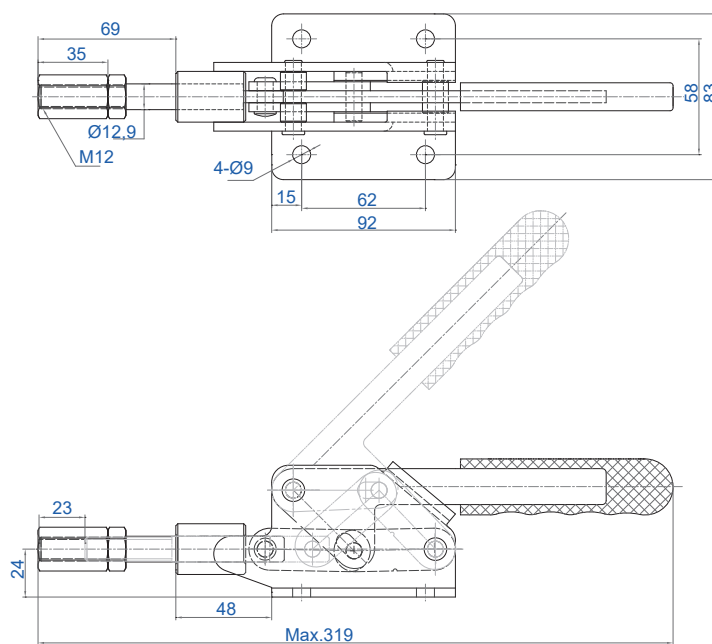

#### CH-36003M

Portata (Holding force)	280 Kg
Peso (Weight)	395 gr.
Corsa del pistone (Plunger stroke)	31,8 mm
Apertura impugnatura (Handle opens)	180°
Altezza spintore dalla base (Height from base)	24,6 mm
Perno fornito (Spindle supplied)	CH-SA-085012
Filettatura spintore (Stroke thread)	M10



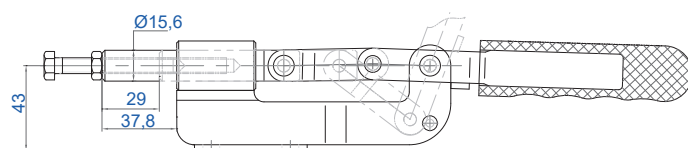
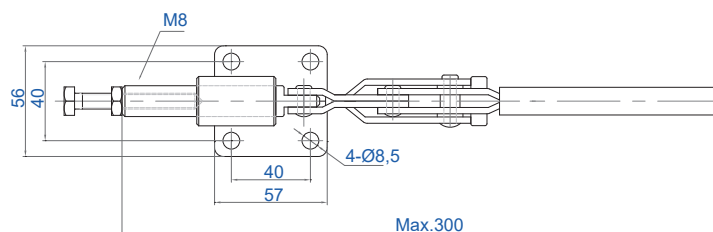
#### CH-30290M

Portata (Holding force)	300 Kg
Peso (Weight)	1270 gr.
Corsa del pistone (Plunger stroke)	23 mm
Apertura impugnatura (Handle opens)	45°
Altezza spintore dalla base (Height from base)	24 mm
Perno fornito (Spindle supplied)	--
Filettatura spintore (Stroke thread)	M12



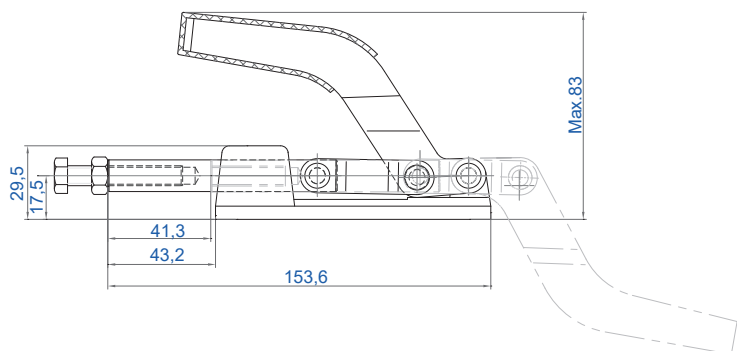
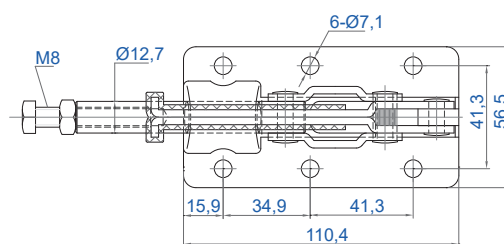

### CH-36060

Portata (Holding force)	310 Kg
Peso (Weight)	690 gr.
Corsa del pistone (Plunger stroke)	28 mm
Apertura impugnatura (Handle opens)	76°
Altezza spintore dalla base (Height from base)	43 mm
Perno fornito (Spindle supplied)	CH-SA-083012
Filettatura spintore (Stroke thread)	M8



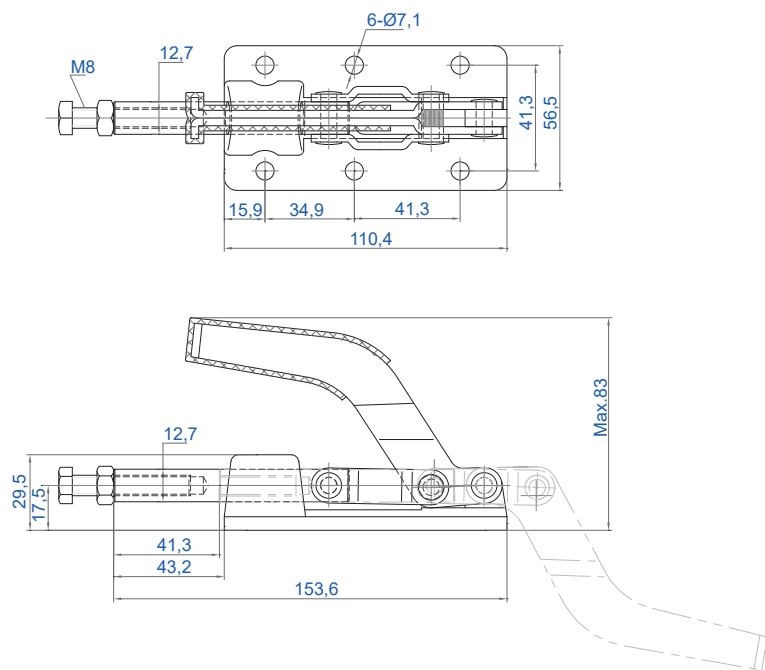
### CH-30607M

Portata (Holding force)	320 Kg
Peso (Weight)	700 gr.
Corsa del pistone (Plunger stroke)	41,3 mm
Apertura impugnatura (Handle opens)	180°
Altezza spintore dalla base (Height from base)	17,5 mm
Perno fornito (Spindle supplied)	CH-SA-085012
Filettatura spintore (Stroke thread)	M8



### CH-30608M

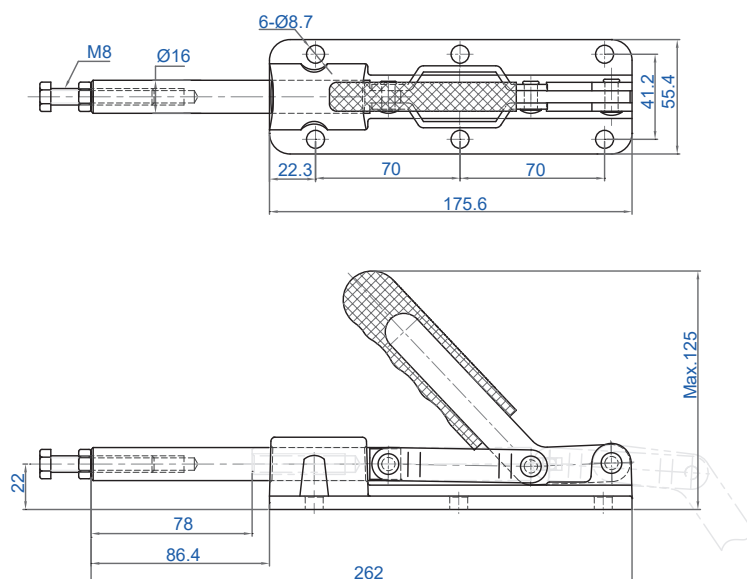
Portata (Holding force)	320 Kg
Peso (Weight)	700 gr.
Corsa del pistone (Plunger stroke)	41,3 mm
Apertura impugnatura (Handle opens)	180°
Altezza spintore dalla base (Height from base)	17,5 mm
Perno fornito (Spindle supplied)	CH-SA-085012
Filettatura spintore (Stroke thread)	M8



\* Spintore quadrato

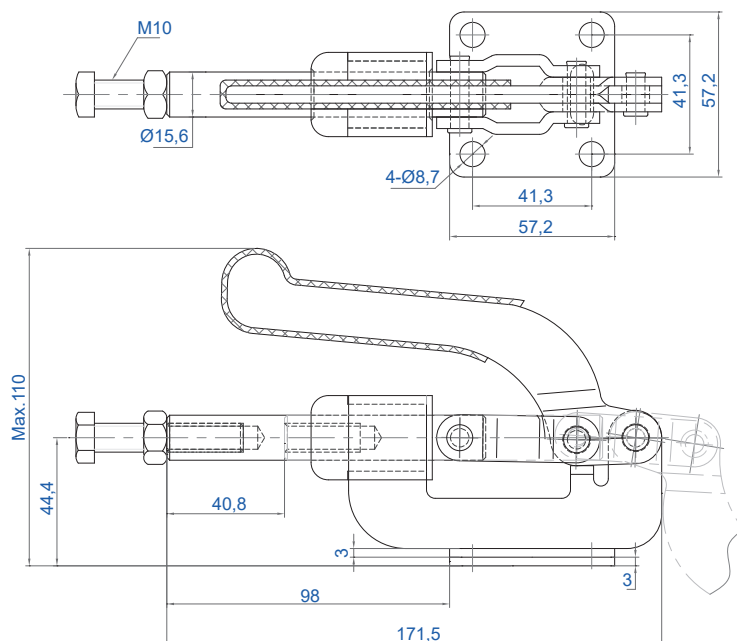

### CH-36330ML

Portata (Holding force)	360 Kg
Peso (Weight)	1250 gr.
Corsa del pistone (Plunger stroke)	78 mm
Apertura impugnatura (Handle opens)	185°
Altezza spintore dalla base (Height from base)	22 mm
Perno fornito (Spindle supplied)	CH-SA-085012
Filettatura spintore (Stroke thread)	M10



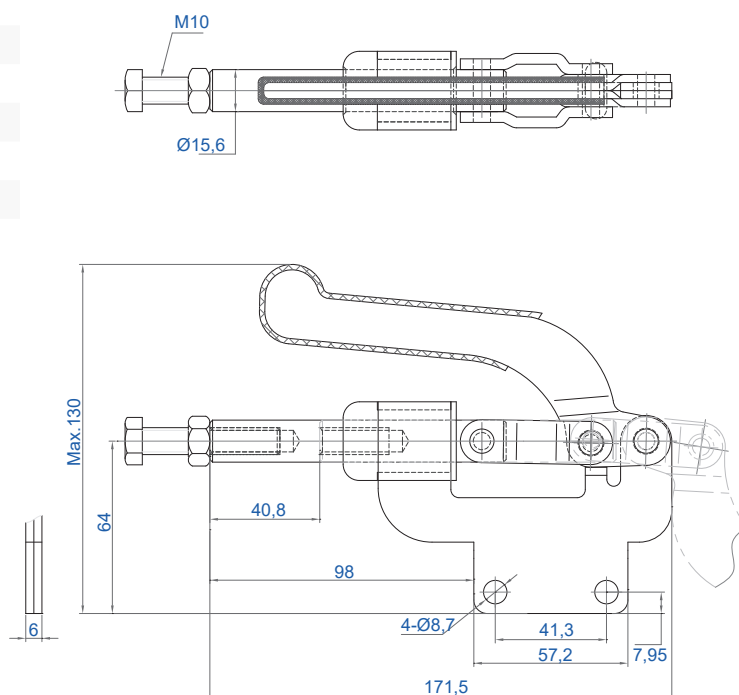
### CH-36010M

Portata (Holding force)	370 Kg
Peso (Weight)	800 gr.
Corsa del pistone (Plunger stroke)	40,8 mm
Apertura impugnatura (Handle opens)	180°
Altezza spintore dalla base (Height from base)	44,4 mm
Perno fornito (Spindle supplied)	CH-SA-105015
Filettatura spintore (Stroke thread)	M10



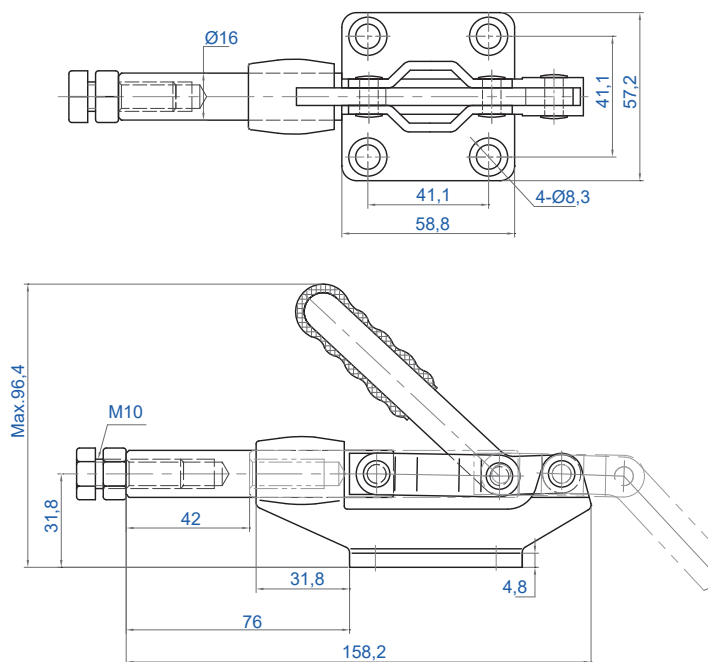
### CH-36012M

Portata (Holding force)	370 Kg
Peso (Weight)	800 gr.
Corsa del pistone (Plunger stroke)	40,8 mm
Apertura impugnatura (Handle opens)	180°
Altezza spintore dalla base (Height from base)	64 mm
Perno fornito (Spindle supplied)	CH-SA-105015
Filettatura spintore (Stroke thread)	M10



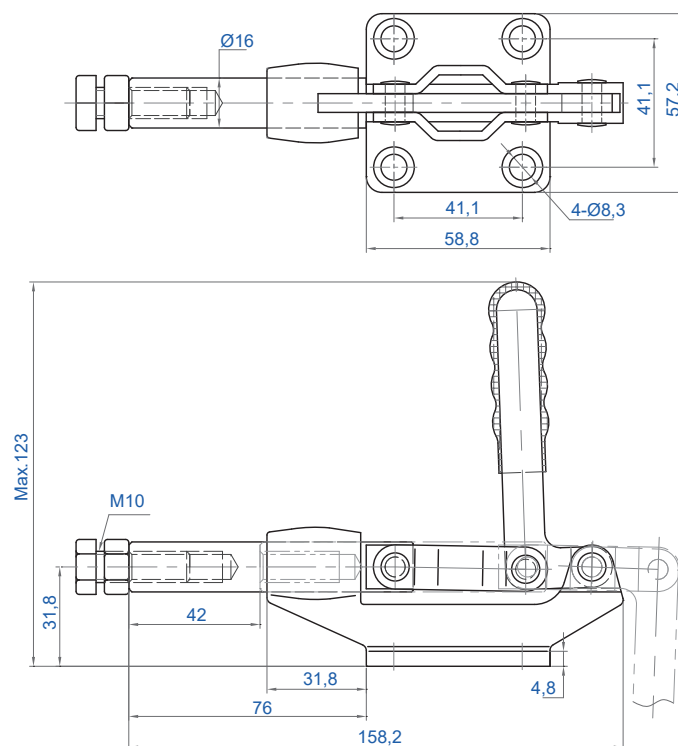
### CH-304-EM

Portata (Holding force)	390 Kg
Peso (Weight)	580 gr.
Corsa del pistone (Plunger stroke)	42 mm
Apertura impugnatura (Handle opens)	180°
Altezza spintore dalla base (Height from base)	31,8 mm
Perno fornito (Spindle supplied)	CH-SA-105015
Filettatura spintore (Stroke thread)	M10
Versione INOX (Stainless Steel version)	CH-304-EMSS



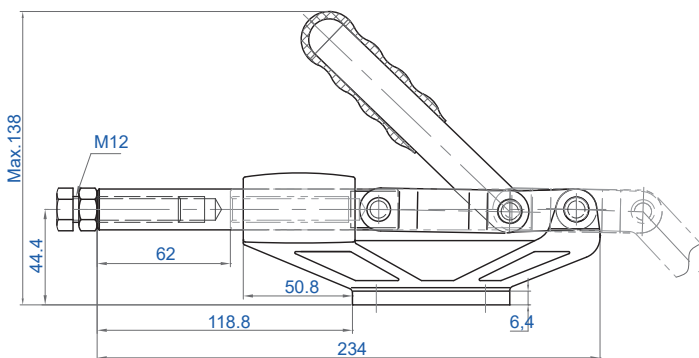
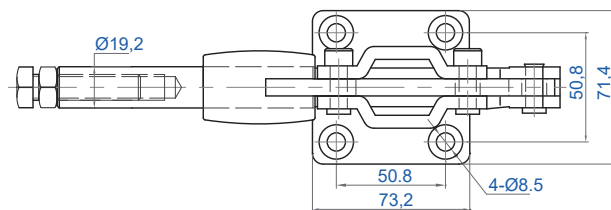
### CH-305-EM

Portata (Holding force)	390 Kg
Peso (Weight)	580 gr.
Corsa del pistone (Plunger stroke)	42 mm
Apertura impugnatura (Handle opens)	180°
Altezza spintore dalla base (Height from base)	31,8 mm
Perno fornito (Spindle supplied)	CH-SA-105015
Filettatura spintore (Stroke thread)	M10



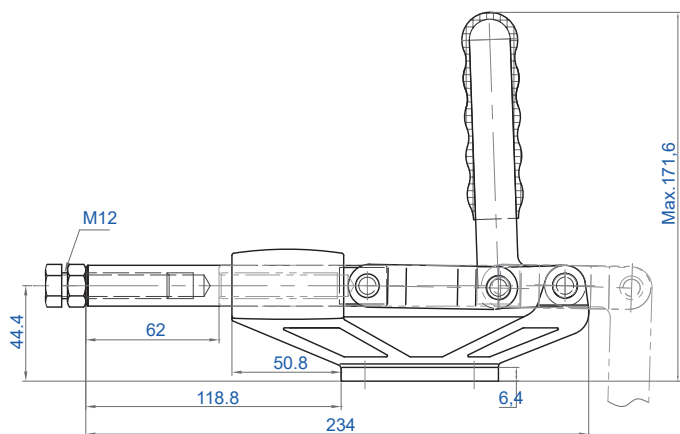
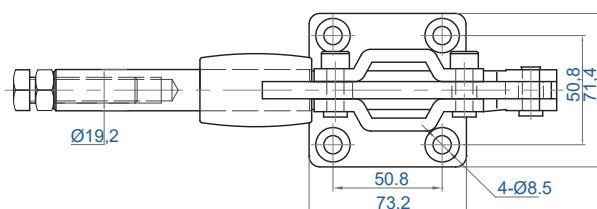
### CH-304-HM

Portata (Holding force)	690 Kg
Peso (Weight)	1480 gr.
Corsa del pistone (Plunger stroke)	60 mm
Apertura impugnatura (Handle opens)	180°
Altezza spintore dalla base (Height from base)	44,4 mm
Perno fornito (Spindle supplied)	CH-SA-125017
Filettatura spintore (Stroke thread)	M12



### CH-305-HM

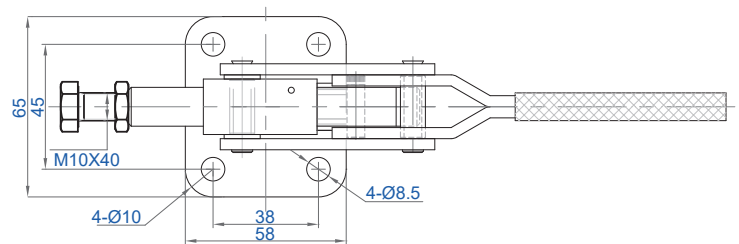

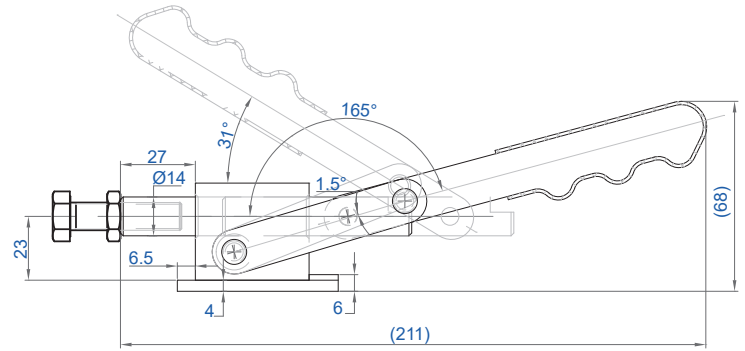
Portata (Holding force)	690 Kg
Peso (Weight)	1480 gr.
Corsa del pistone (Plunger stroke)	60 mm
Apertura impugnatura (Handle opens)	180°
Altezza spintore dalla base (Height from base)	44,4 mm
Perno fornito (Spindle supplied)	CH-SA-125017
Filettatura spintore (Stroke thread)	M12



### CH-13A

**NEW**

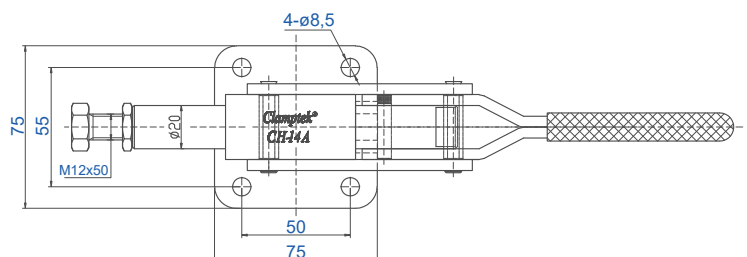

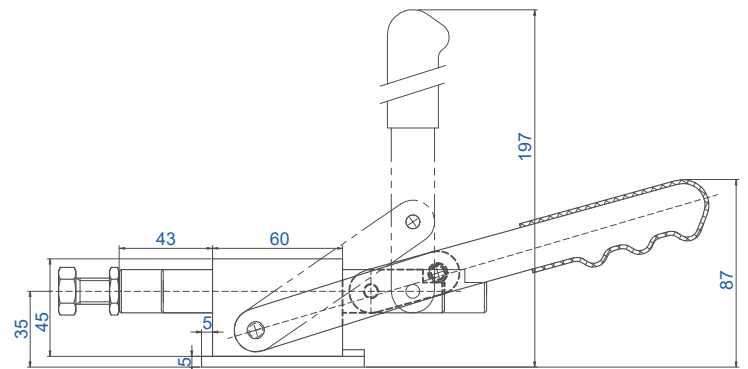
Portata (Holding force)	1200 Kg
Peso (Weight)	680 gr.
Corsa del pistone (Plunger stroke)	27 mm
Apertura impugnatura (Handle opens)	165°
Altezza spintore dalla base (Height from base)	23 mm
Perno fornito (Spindle supplied)	-
Filettatura spintore (Stroke thread)	M10 x 40 (classe 8.8)



### CH-14A

**NEW**

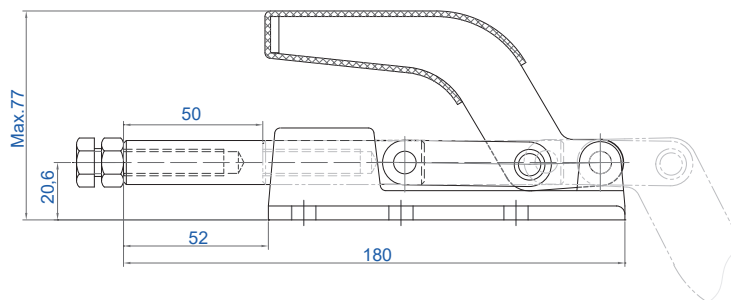
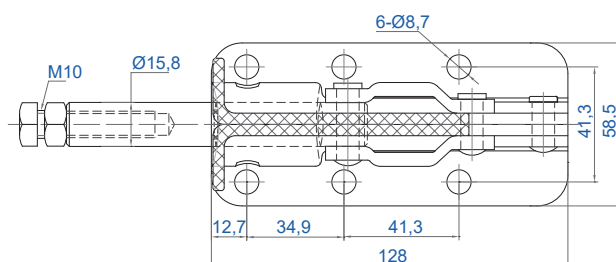

Portata (Holding force)	2000 Kg
Peso (Weight)	1500 gr.
Corsa del pistone (Plunger stroke)	43 mm
Apertura impugnatura (Handle opens)	165°
Altezza spintore dalla base (Height from base)	45 mm
Perno fornito (Spindle supplied)	-
Filettatura spintore (Stroke thread)	M12 x 50 (classe 8.8)





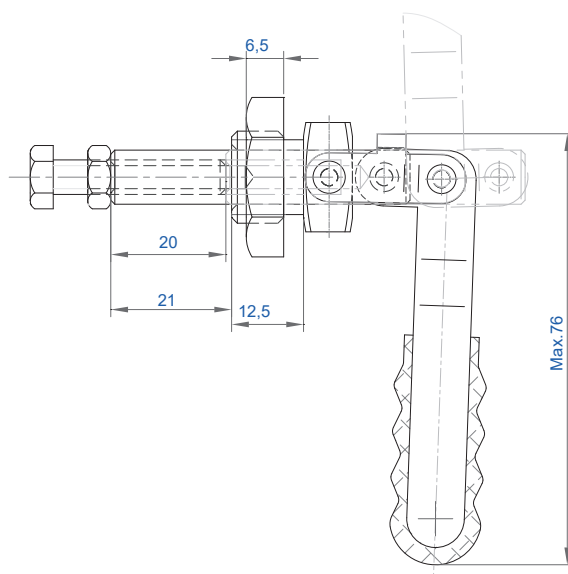
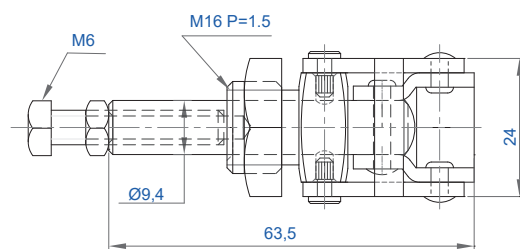
#### CH-36330M

Portata (Holding force)	1160 Kg
Peso (Weight)	1050 gr.
Corsa del pistone (Plunger stroke)	50 mm
Apertura impugnatura (Handle opens)	180°
Altezza spintore dalla base (Height from base)	20,6 mm
Perno fornito (Spindle supplied)	CH-SA-105015
Filettatura spintore (Stroke thread)	M10



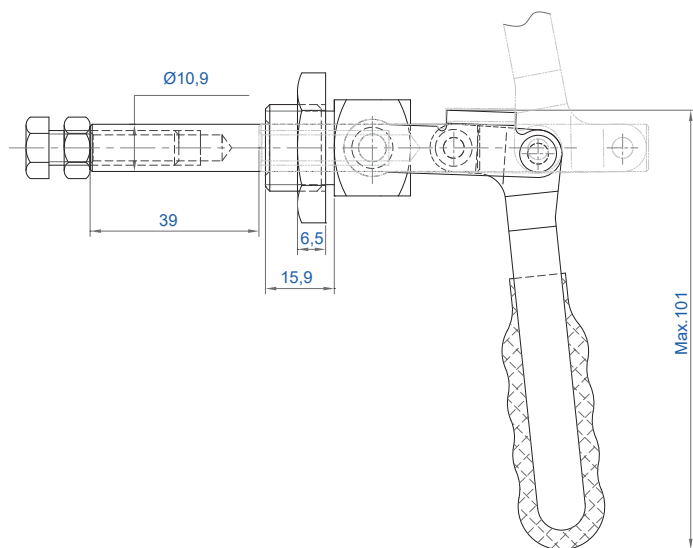
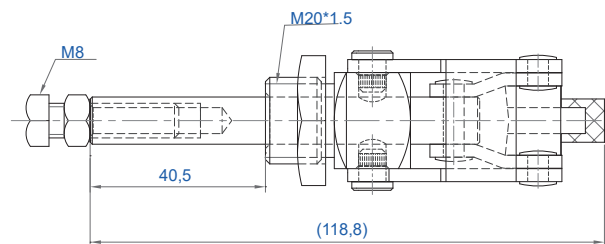
#### CH-36202M

Portata (Holding force)	90 Kg
Peso (Weight)	113 gr.
Corsa del pistone (Plunger stroke)	20 mm
Apertura impugnatura (Handle opens)	185°
Staffa di supporto (bracket)	CH-36203
Perno fornito (Spindle supplied)	CH-SA-064010
Filettatura spintore (Stroke thread)	M6
Versione INOX (Stainless Steel version)	CH-36202-MSS



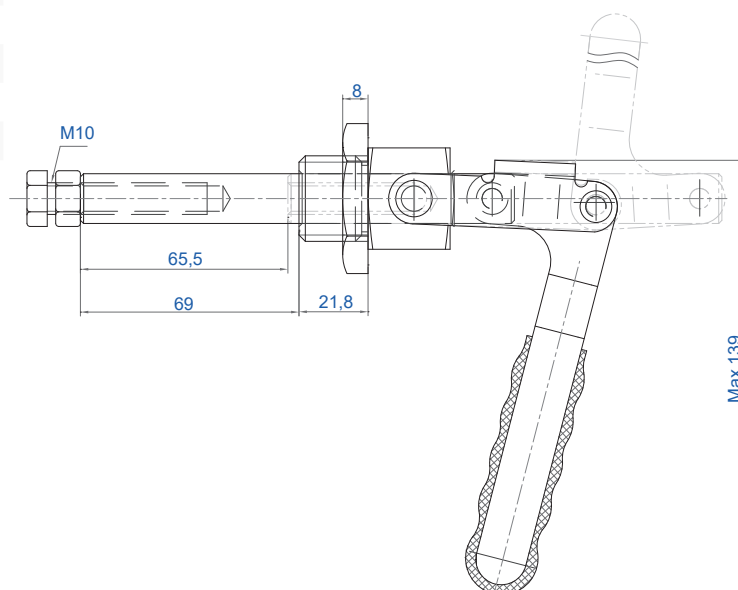
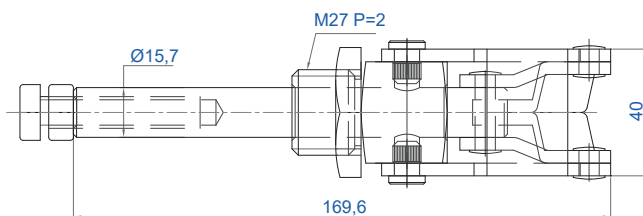
#### CH-36204M

Portata (Holding force)	140 Kg
Peso (Weight)	270 gr.
Corsa del pistone (Plunger stroke)	39 mm
Apertura impugnatura (Handle opens)	185°
Staffa di supporto (bracket)	CH-36205
Perno fornito (Spindle supplied)	CH-SA-085012
Filettatura spintore (Stroke thread)	M8
Versione INOX (Stainless Steel version)	CH-36204-MSS

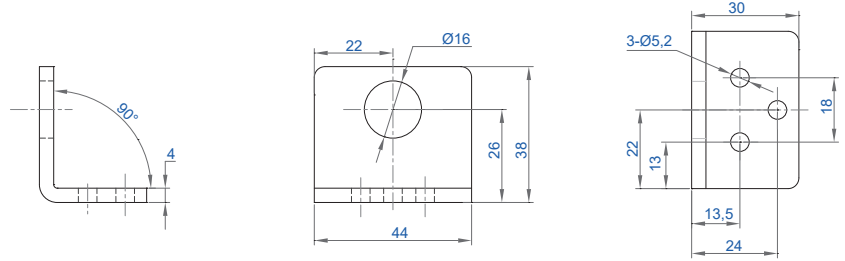


#### CH-36224M

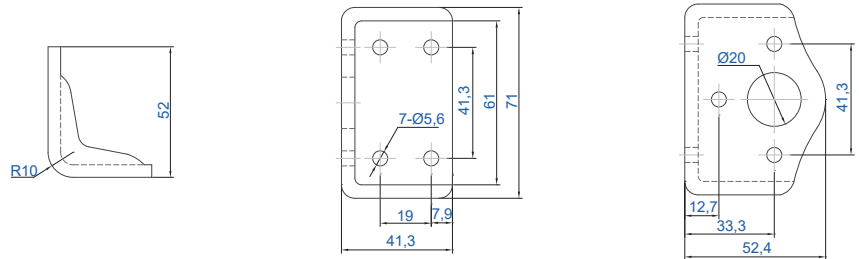
Portata (Holding force)	320 Kg
Peso (Weight)	770 gr.
Corsa del pistone (Plunger stroke)	65,5 mm
Apertura impugnatura (Handle opens)	185°
Staffa di supporto (bracket)	CH-36225
Perno fornito (Spindle supplied)	CH-SA-105015
Filettatura spintore (Stroke thread)	M10
Versione INOX (Stainless Steel version)	CH-36224-MSS



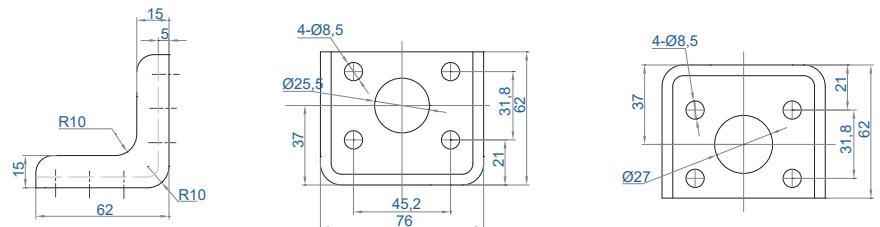
### Ch-36203



### Ch-36205

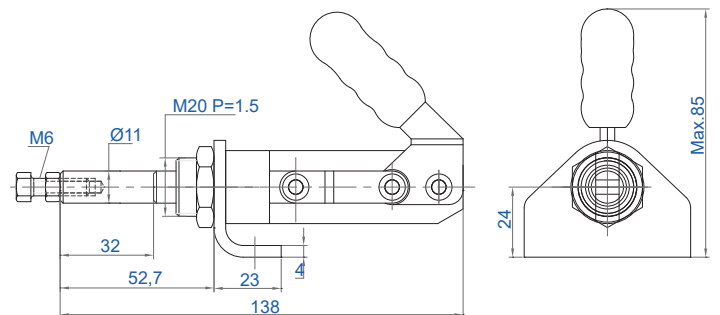
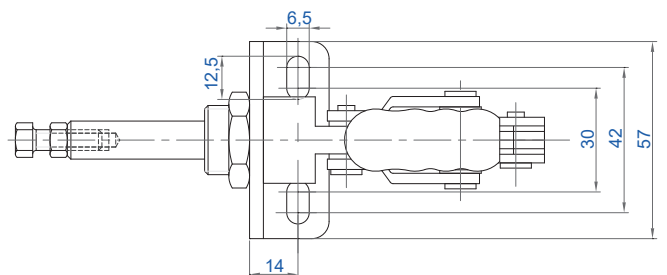


### Ch-36225



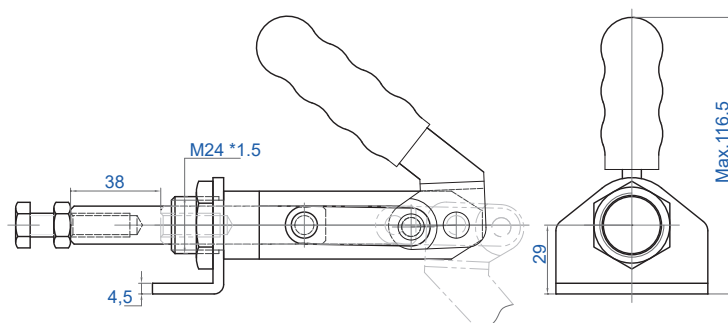
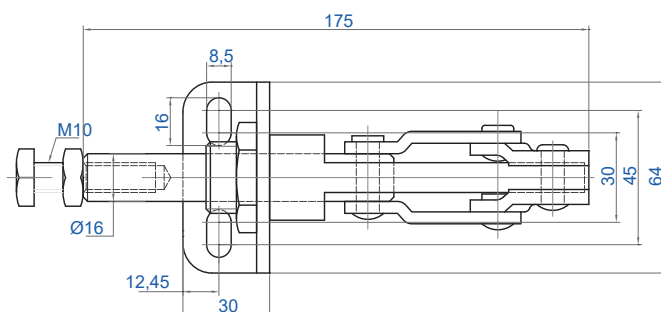
### CH-30250

Portata (Holding force)	250 Kg
Peso (Weight)	0,385 gr.
Corsa del pistone (Plunger stroke)	32 mm
Apertura impugnatura (Handle opens)	190°
Altezza spintore dalla base (Height from base)	24 mm
Perno fornito (Spindle supplied)	CH-SA-062010
Filettatura spintore (Stroke thread)	M6



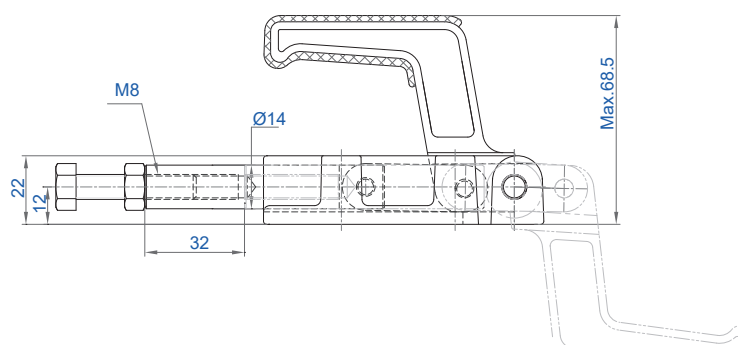
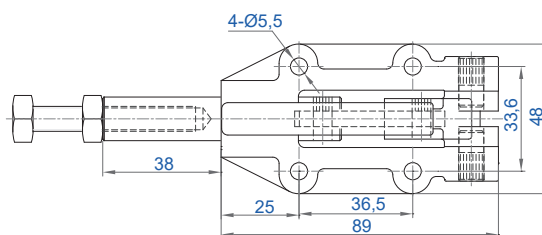
#### CH-30450

Portata (Holding force)	460 Kg
Peso (Weight)	0,774 gr.
Corsa del pistone (Plunger stroke)	38 mm
Apertura impugnatura (Handle opens)	195°
Altezza spintore dalla base (Height from base)	29 mm
Perno fornito (Spindle supplied)	CH-SA-103015
Filettatura spintore (Stroke thread)	M10



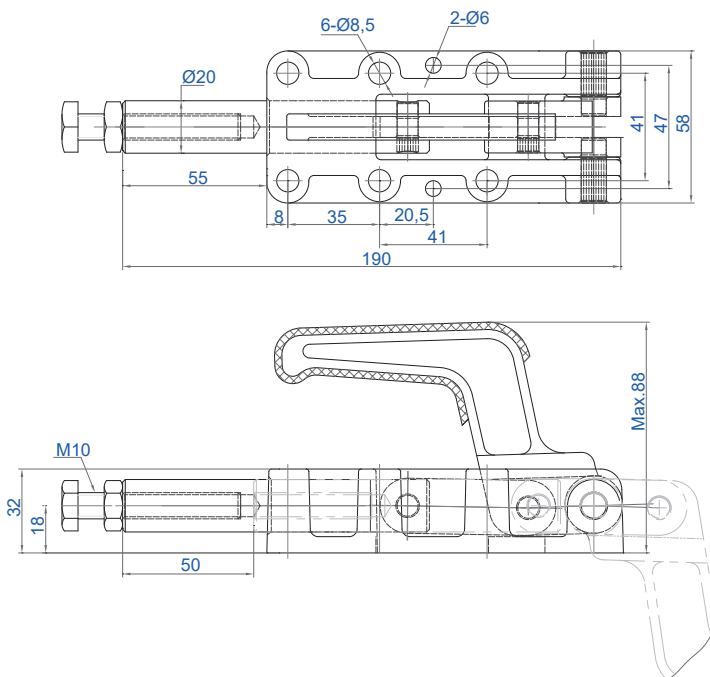
#### CH-30600

Portata (Holding force)	610 Kg
Peso (Weight)	570 gr.
Corsa del pistone (Plunger stroke)	32 mm
Apertura impugnatura (Handle opens)	185°
Altezza spintore dalla base (Height from base)	12 mm
Perno fornito (Spindle supplied)	CH-SA-086512
Filettatura spintore (Stroke thread)	M8



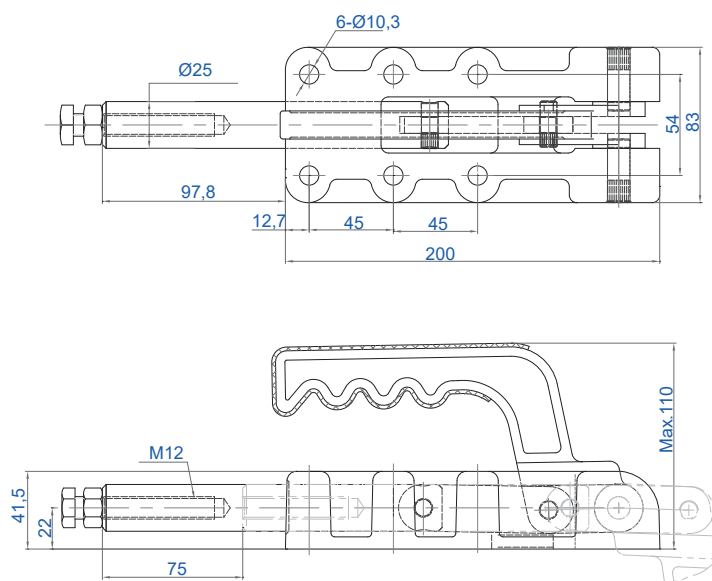

## CH-31200

Portata (Holding force)	1220 Kg
Peso (Weight)	1550 gr.
Corsa del pistone (Plunger stroke)	50 mm
Apertura impugnatura (Handle opens)	185°
Altezza spintore dalla base (Height from base)	18 mm
Perno fornito (Spindle supplied)	CH-SA-107515
Filettatura spintore (Stroke thread)	M10



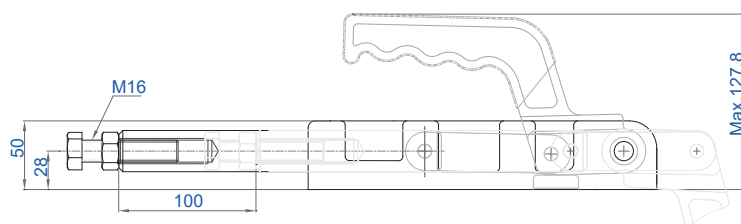
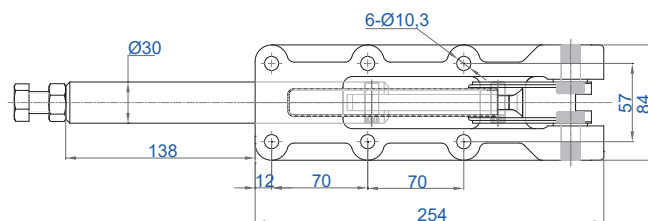

## CH-32500

Portata (Holding force)	2550 Kg
Peso (Weight)	4100 gr.
Corsa del pistone (Plunger stroke)	75 mm
Apertura impugnatura (Handle opens)	185°
Altezza spintore dalla base (Height from base)	22 mm
Perno fornito (Spindle supplied)	CH-SA-127517
Filettatura spintore (Stroke thread)	M12



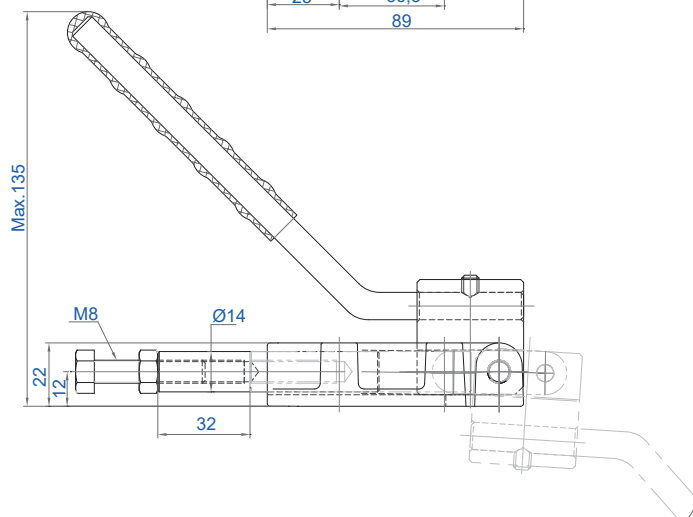
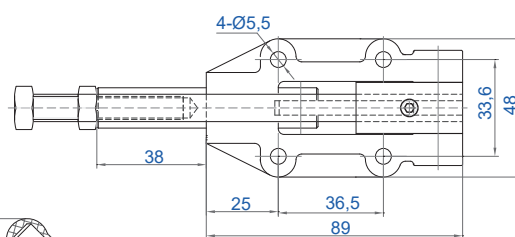
#### CH-35000

Portata (Holding force)	5100 Kg
Peso (Weight)	6500 gr.
Corsa del pistone (Plunger stroke)	100 mm
Apertura impugnatura (Handle opens)	185°
Altezza spintore dalla base (Height from base)	28 mm
Perno fornito (Spindle supplied)	CH-SA-167520
Filettatura spintore (Stroke thread)	M16



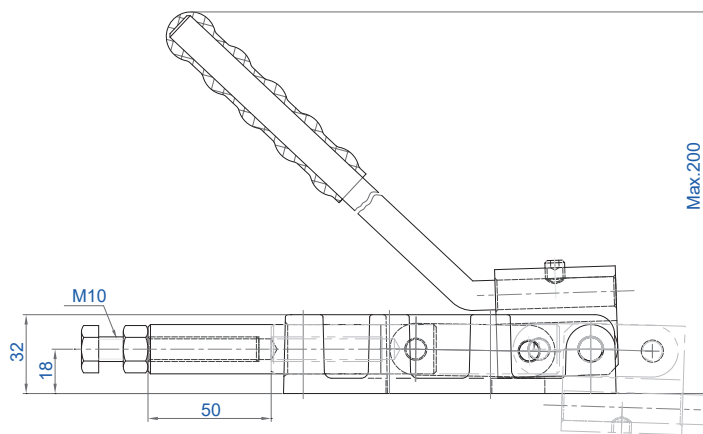
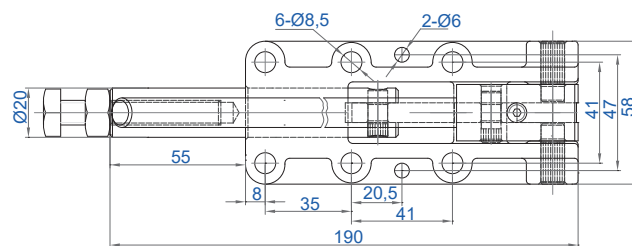
#### CH-30600HL

Portata (Holding force)	610 Kg
Peso (Weight)	660 gr.
Corsa del pistone (Plunger stroke)	32 mm
Apertura impugnatura (Handle opens)	185°
Altezza spintore dalla base (Height from base)	12 mm
Perno fornito (Spindle supplied)	CH-SA-086512
Filettatura spintore (Stroke thread)	M8



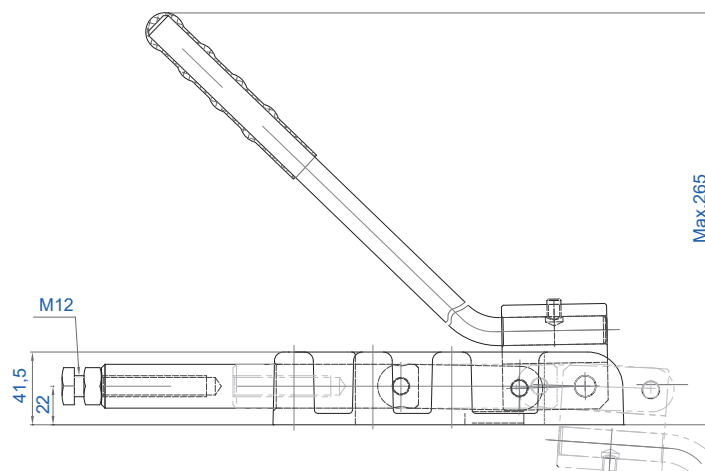
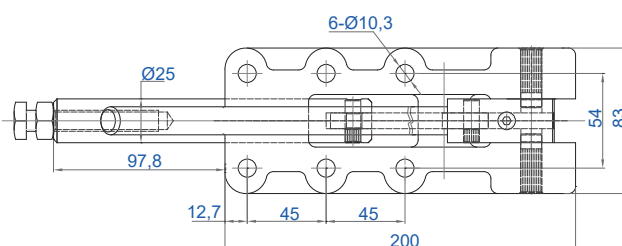
#### CH-31200HL

Portata (Holding force)	1220 Kg
Peso (Weight)	1750 gr.
Corsa del pistone (Plunger stroke)	50 mm
Apertura impugnatura (Handle opens)	185°
Altezza spintore dalla base (Height from base)	18 mm
Perno fornito (Spindle supplied)	CH-SA-107515
Filettatura spintore (Stroke thread)	M10



#### CH-32500HL

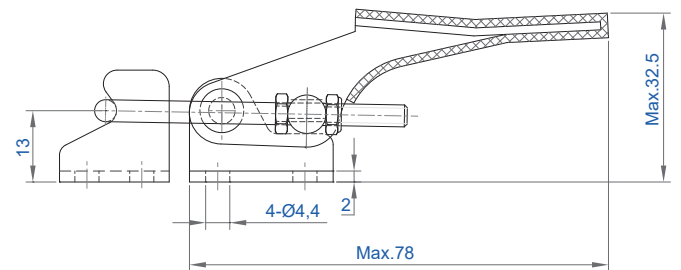
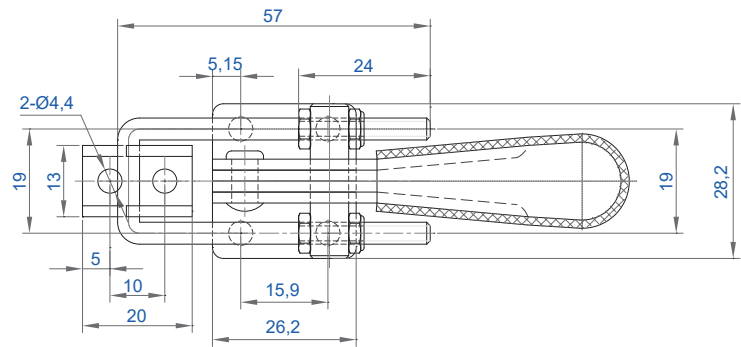
Portata (Holding force)	2550 Kg
Peso (Weight)	4250 gr.
Corsa del pistone (Plunger stroke)	75 mm
Apertura impugnatura (Handle opens)	185°
Altezza spintore dalla base (Height from base)	22 mm
Perno fornito (Spindle supplied)	CH-SA-127517
Filettatura spintore (Stroke thread)	M12





**CH-40323**

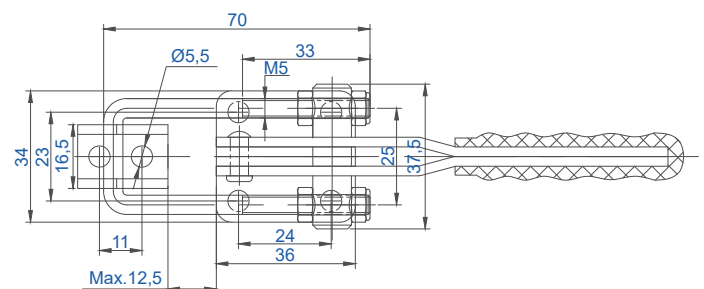
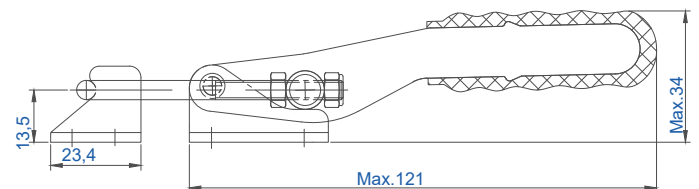
Portata (Holding force)	170 Kg
Peso (Weight)	70 gr.
Tiraggio min/max (Pitch min/max)	12,5/20,5 mm
Perno Fornito (Latch plate supplied)	CH-40323-LP
Filettatura Tirante (Latch thread)	M4 x 0.7
Versione INOX (Stainless Steel version)	CH-40323-SS



**CH-D347**

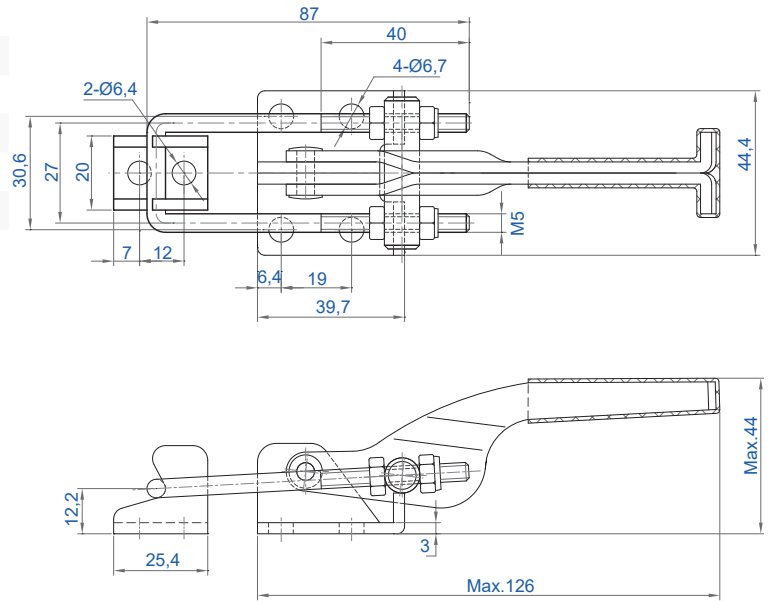



Portata (Holding force)	235 Kg
Peso (Weight)	165 gr.
Perno Fornito (Latch plate supplied)	-
Filettatura Tirante (Latch thread)	M5



**CH-431**

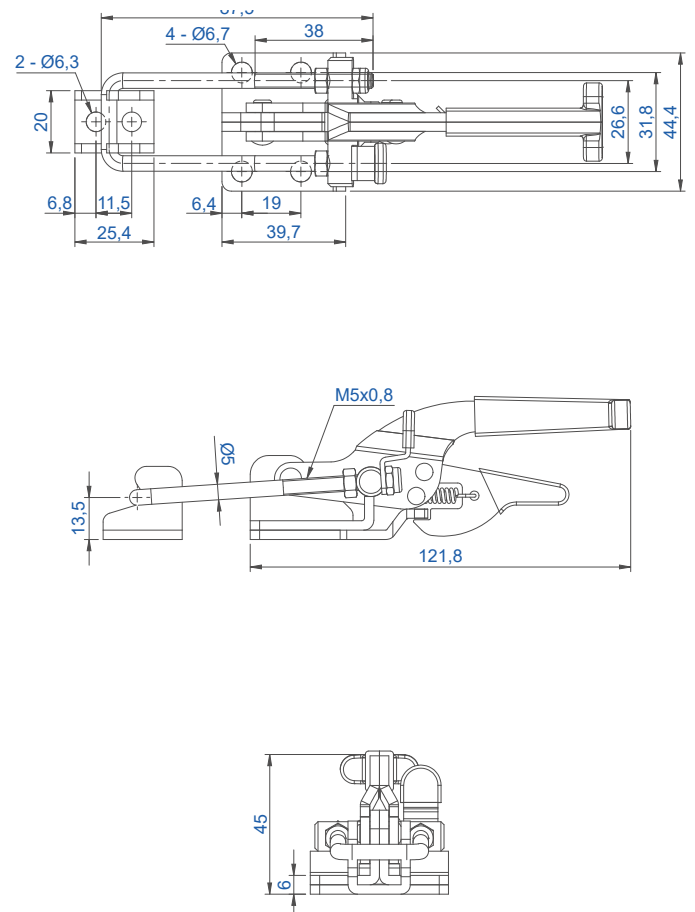
Portata (Holding force)	320 Kg
Peso (Weight)	225 gr.
Tiraggio min/max (Pitch min/max)	25,5/37,5 mm
Perno Fornito (Latch plate supplied)	CH-431-LP
Filettatura Tirante (Latch thread)	M5 x 0.8
Versione INOX (Stainless Steel version)	CH-431-SS



**CH-431-R**

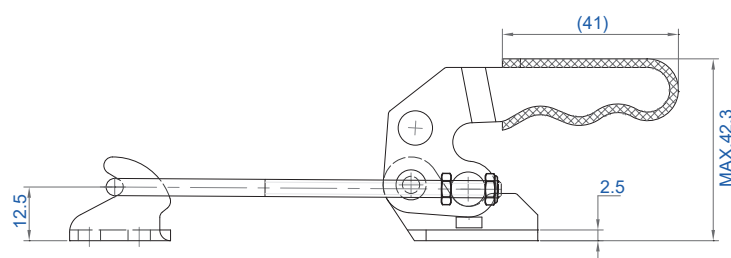
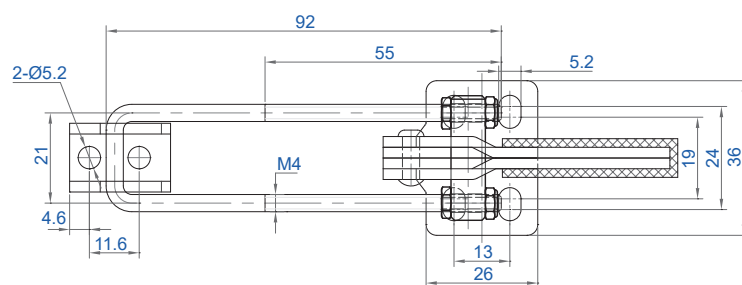



Portata (Holding force)	318 Kg
Peso (Weight)	260 gr.
Tiraggio min/max (Pitch min/max)	25,5/37,5 mm
Perno Fornito (Latch plate supplied)	CH-431-LP
Filettatura Tirante (Latch thread)	M5 x 0.8



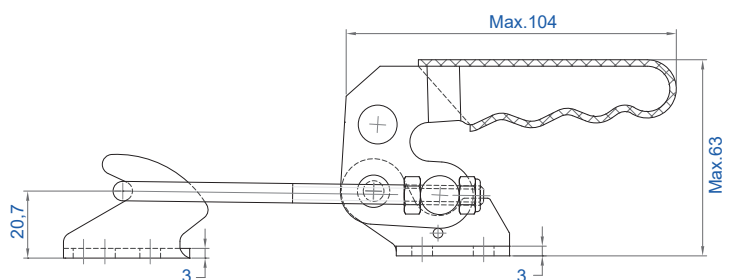
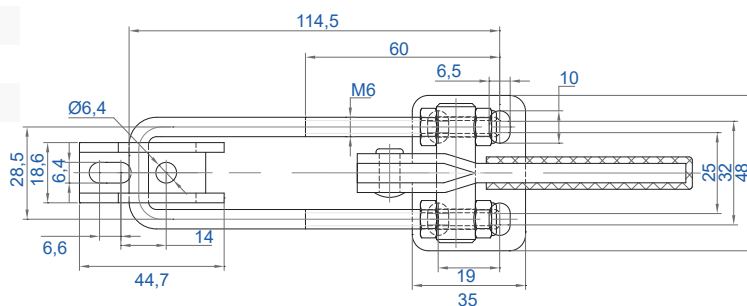
#### CH-40820

Portata (Holding force)	200 Kg
Peso (Weight)	120 gr.
Tiraggio min/max (Pitch min/max)	30/70 mm
Perno Fornito (Latch plate supplied)	CH-40820-LP
Filettatura Tirante (Latch thread)	M4 x 0.7



#### CH-40840

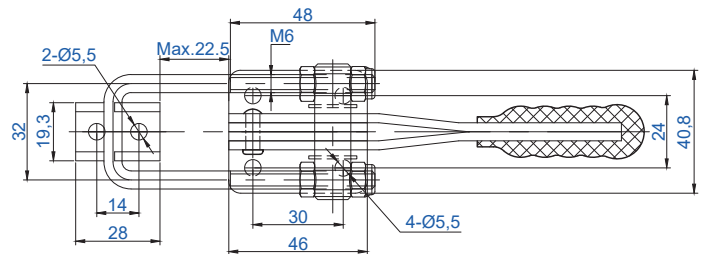
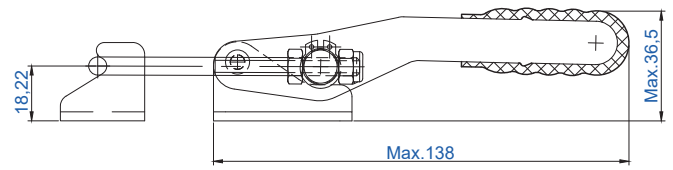
Portata (Holding force)	250 Kg
Peso (Weight)	306 gr.
Tiraggio min/max (Pitch min/max)	Acciaio
Perno Fornito (Latch plate supplied)	CH-40840-LP
Filettatura Tirante (Latch thread)	M6 x 1



**CH-D348**



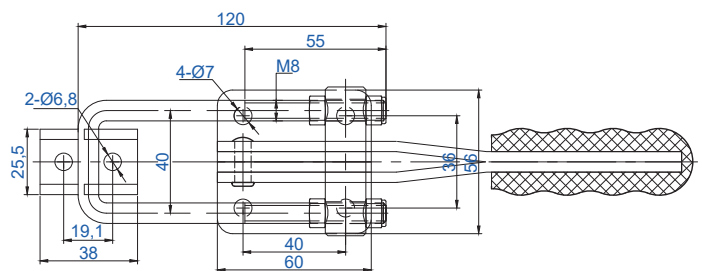
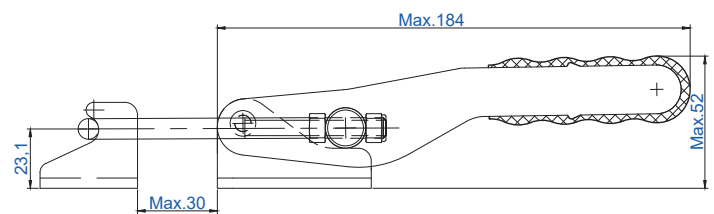
Portata (Holding force)	750 Kg
Peso (Weight)	550 gr.
Perno Fornito (Latch plate supplied)	-
Filettatura Tirante (Latch thread)	M6



**CH-D349**

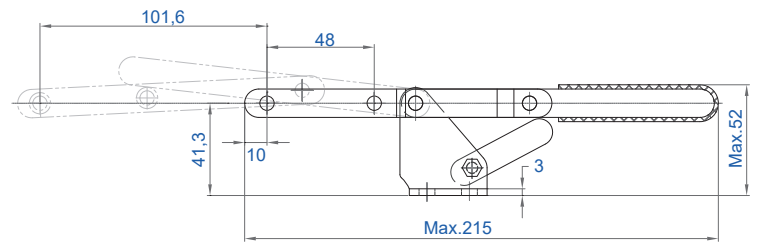
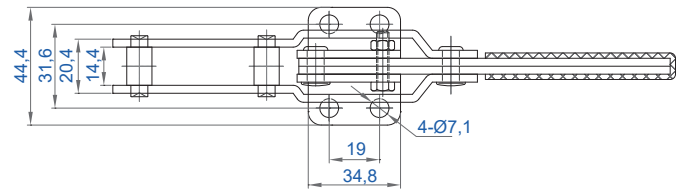


Portata (Holding force)	900 Kg
Peso (Weight)	650 gr.
Perno Fornito (Latch plate supplied)	-
Filettatura Tirante (Latch thread)	M8



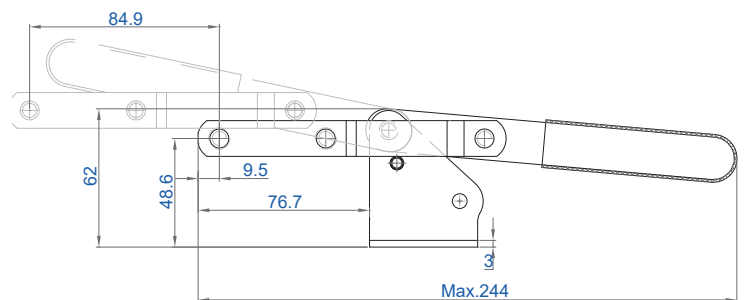
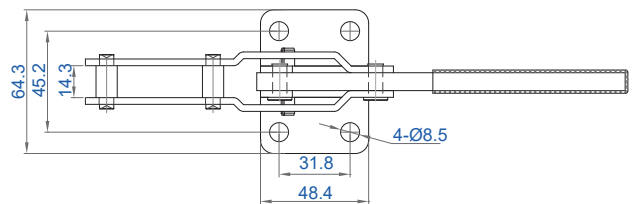
**CH-43101**

Portata (Holding force)	170 Kg
Peso (Weight)	310 gr.
Tiraggio min/max (Pitch min/max)	48/101,6 mm
Perno Fornito (Latch plate supplied)	-
Filettatura Tirante (Latch thread)	-



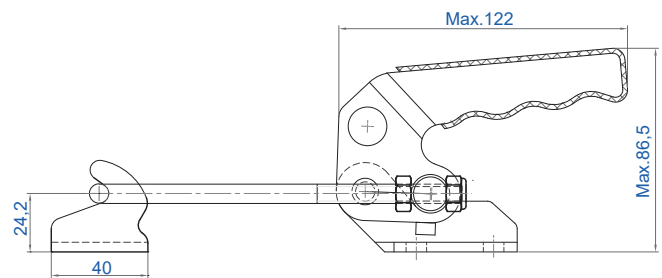
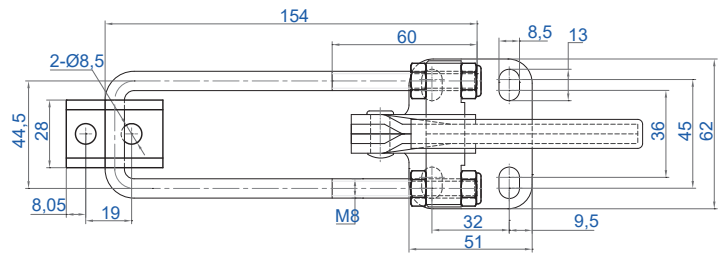
**CH-43102**

Portata (Holding force)	550 Kg
Peso (Weight)	500 gr.
Tiraggio min/max (Pitch min/max)	76,7/84,9 mm
Perno Fornito (Latch plate supplied)	-
Filettatura Tirante (Latch thread)	-



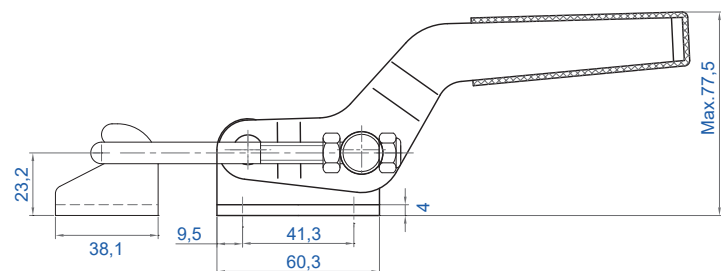
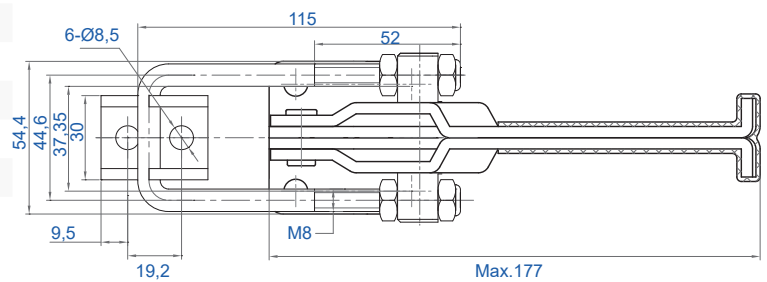
**CH-40870**

Portata (Holding force)	710 Kg
Peso (Weight)	700 gr.
Tiraggio min/max (Pitch min/max)	40/90
Perno Fornito (Latch plate supplied)	CH-40870-LP
Filettatura Tirante (Latch thread)	M8 x 1.25



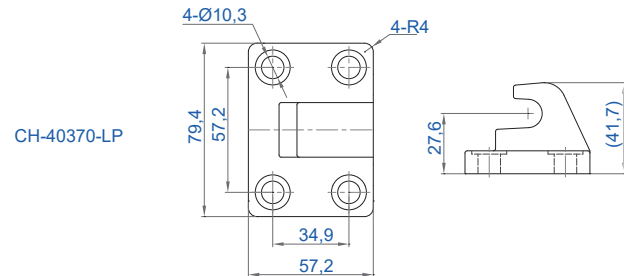
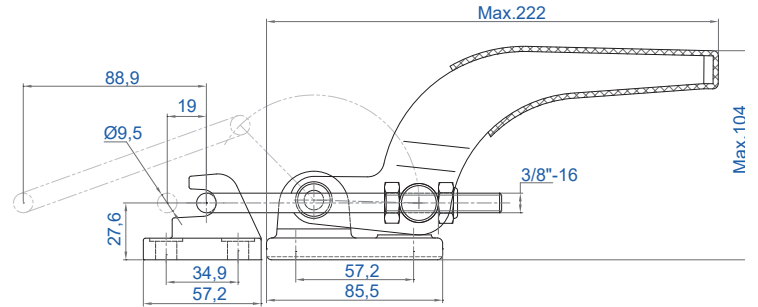
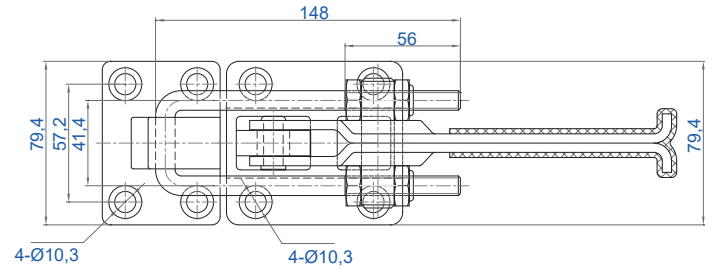
**CH-40341**

Portata (Holding force)	920 Kg
Peso (Weight)	680 gr.
Tiraggio min/max (Pitch min/max)	19,5/38,5 mm
Perno Fornito (Latch plate supplied)	CH-40341-LP
Filettatura Tirante (Latch thread)	M8 x 1.25
Versione INOX (Stainless Steel version)	CH-40341-SS



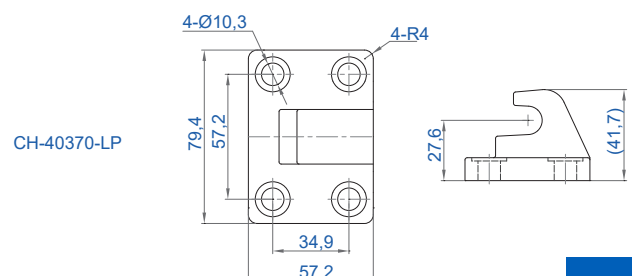
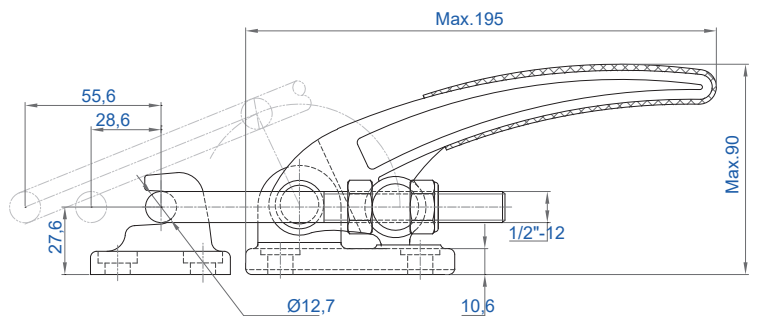
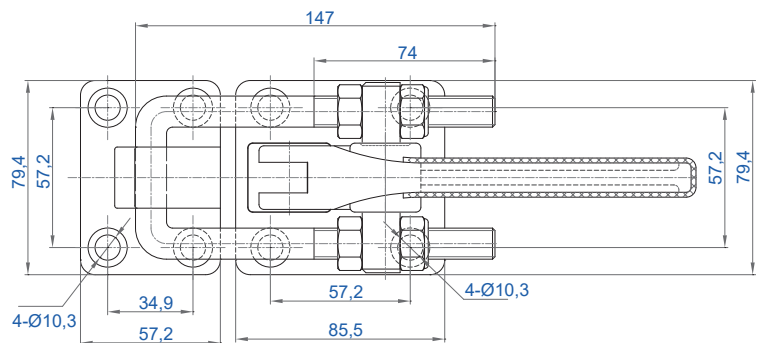
#### CH-40370

Portata (Holding force)	1850 Kg
Peso (Weight)	1330 gr.
Tiraggio min/max (Pitch min/max)	25/50 mm
Perno Fornito (Latch plate supplied)	CH-40370-LP
Filettatura Tirante (Latch thread)	3/8" - 16 UNC
Diametro Tirante (Latch diameter)	9.6 mm



#### CH-40380

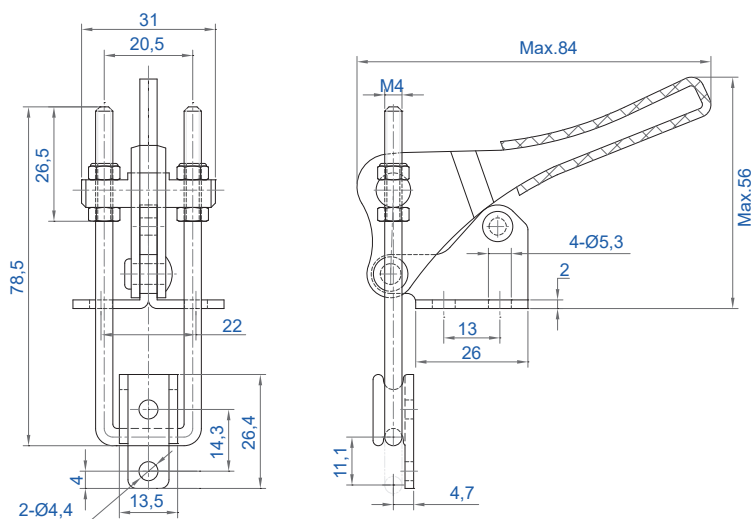
Portata (Holding force)	3470 Kg
Peso (Weight)	1590 gr.
Tiraggio min/max (Pitch min/max)	Acciaio
Perno Fornito (Latch plate supplied)	CH-40370-LP
Filettatura Tirante (Latch thread)	1/2" - 12 UNC
Diametro Tirante (Latch diameter)	12.7 mm





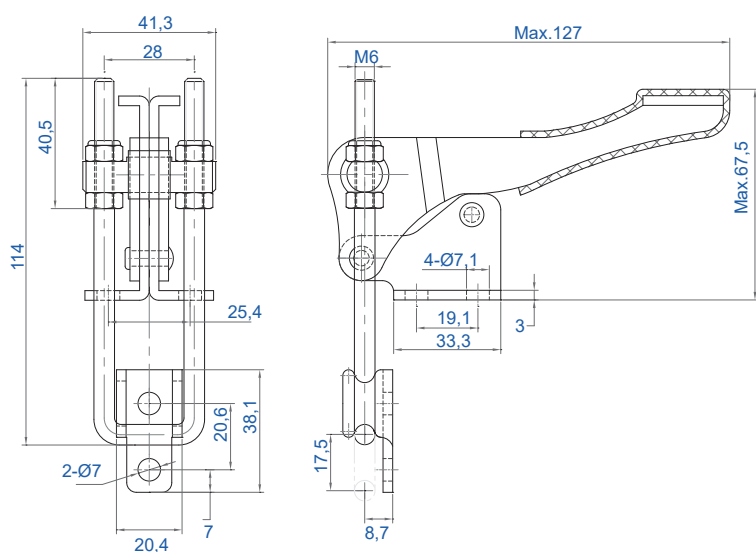
#### CH-40324

Portata (Holding force)	230 Kg
Peso (Weight)	100 gr.
Tiraggio min/max (Pitch min/max)	17,5/32,5 mm
Perno Fornito (Latch plate supplied)	CH-40324-LP
Filettatura Tirante (Latch thread)	M4 x 0.7
Versione INOX (Stainless Steel version)	CH-40324-SS



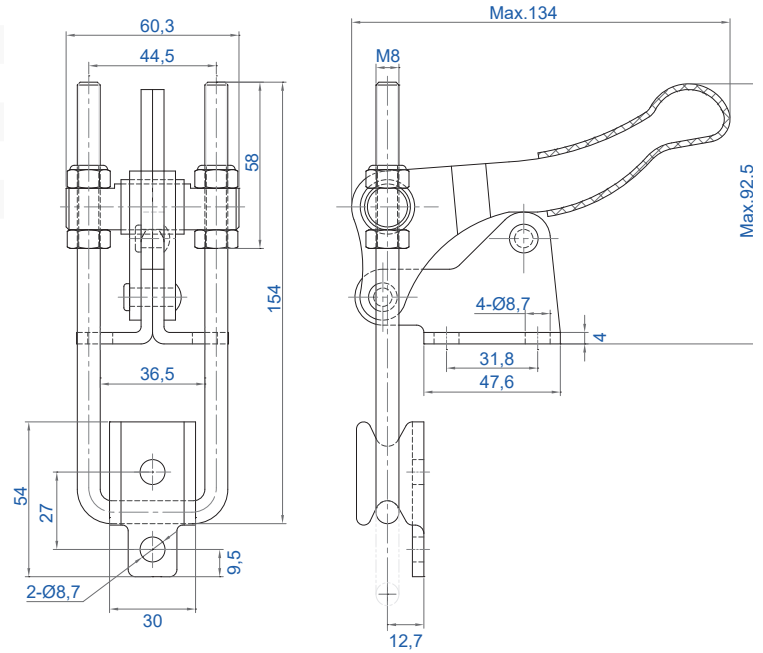
#### CH-40334

Portata (Holding force)	460 Kg
Peso (Weight)	290 gr.
Tiraggio min/max (Pitch min/max)	25/50 mm
Perno Fornito (Latch plate supplied)	CH-40334-LP
Filettatura Tirante (Latch thread)	M6 x 1
Versione INOX (Stainless Steel version)	CH-40334-SS



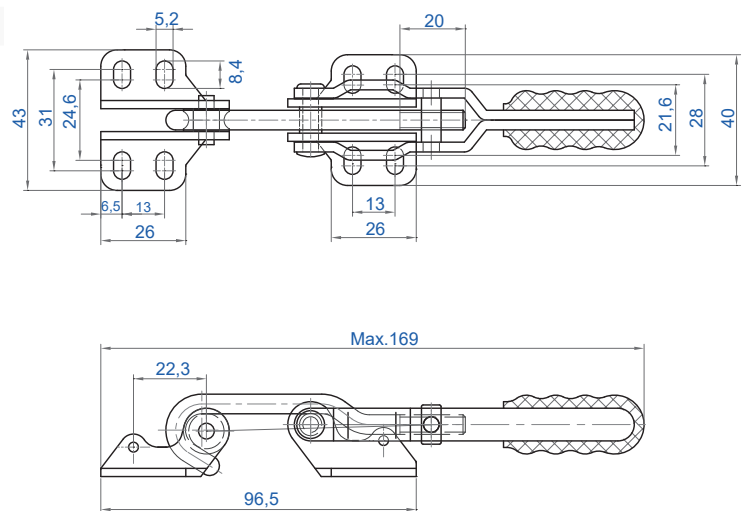
**CH-40344**

Portata (Holding force)	920 Kg
Peso (Weight)	660 gr.
Tiraggio min/max (Pitch min/max)	37/70 mm
Perno Fornito (Latch plate supplied)	CH-40344-LP
Filettatura Tirante (Latch thread)	M8 X 1.25
Versione INOX (Stainless Steel version)	CH-40344-SS



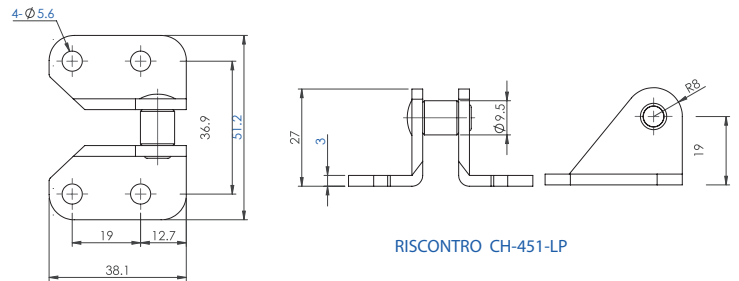
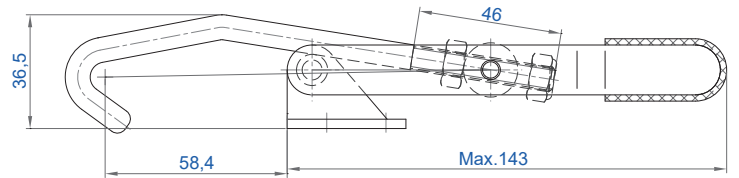
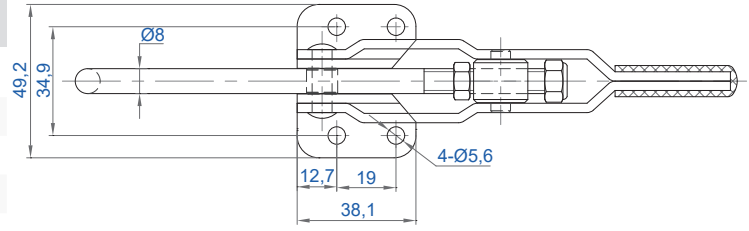
**CH-40200**

Portata (Holding force)	200 Kg
Peso (Weight)	155 gr.
Tiraggio min/max (Pitch min/max)	Acciaio
Perno Fornito (Latch plate supplied)	CH-40200-LP
Diametro Tirante (Latch diameter)	6 mm



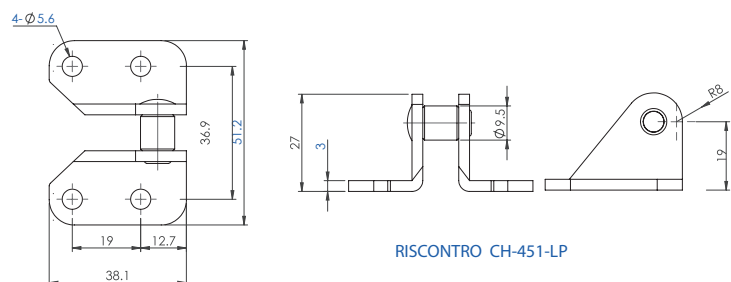
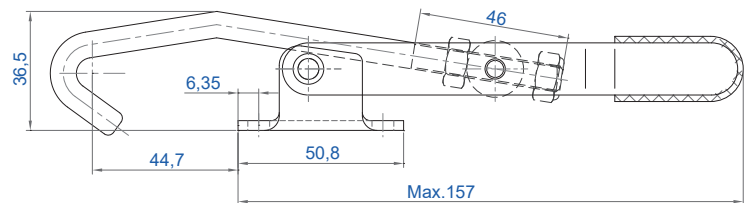
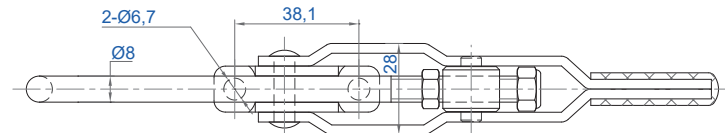
#### CH-451

Portata (Holding force)	170 Kg
Peso (Weight)	270 gr.
Tiraggio min/max (Pitch min/max)	198/218 mm
Perno Fornito (Latch plate supplied)	CH-451-LP
Diametro Tirante (Latch diameter)	8 mm
Versione INOX (Stainless Steel version)	CH-451-SS



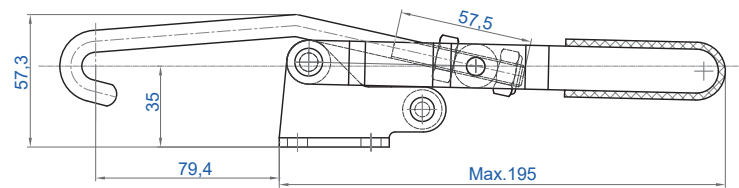
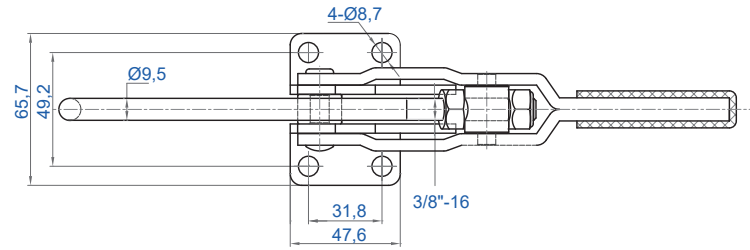
#### CH-452

Portata (Holding force)	170 Kg
Peso (Weight)	270 gr.
Tiraggio min/max (Pitch min/max)	198/218 mm
Perno Fornito (Latch plate supplied)	CH-451-LP
Filettatura Tirante (Latch thread)	8 mm
Versione INOX (Stainless Steel version)	CH-452-SS



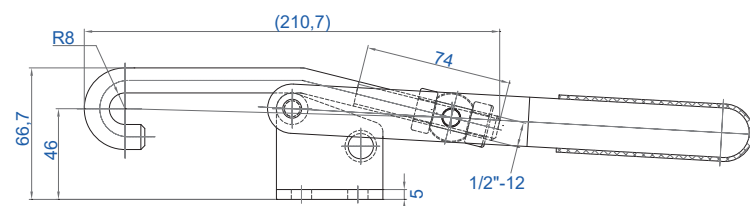
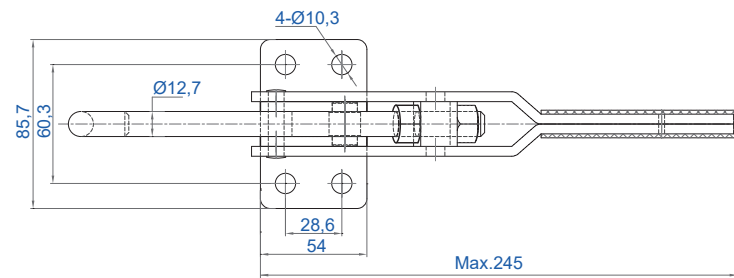
**CH-40371**

Portata (Holding force)	350 Kg
Peso (Weight)	690 gr.
Tiraggio min/max (Pitch min/max)	25/50 mm
Perno Fornito (Latch plate supplied)	CH-40371-LP
Filettatura Tirante (Latch thread)	9,5 mm



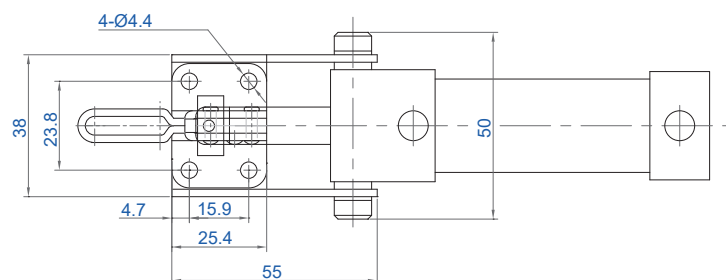
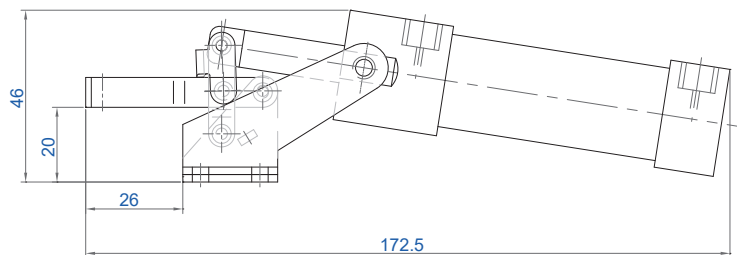

**CH-43810**

Portata (Holding force)	460 Kg
Peso (Weight)	1130 gr.
Tiraggio min/max (Pitch min/max)	70/90 mm
Perno Fornito (Latch plate supplied)	CH-43810-LP
Diametro Tirante (Latch diameter)	12,7 mm
Versione INOX (Stainless Steel version)	CH-43810-SS



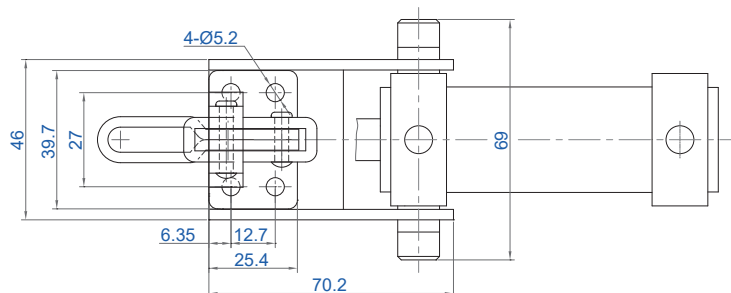
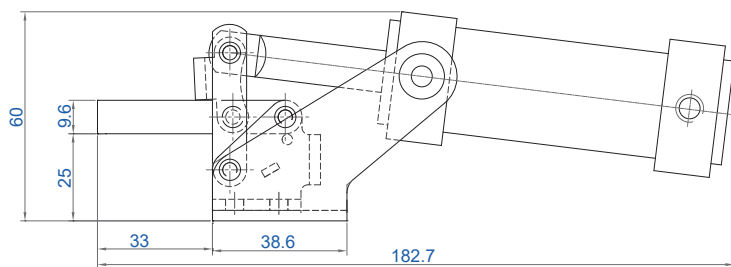

#### CH-10101

Portata (Holding force)	50 Kg
Peso (Weight)	280 gr.
Apertura braccio (Arm opens)	82°
Altezza braccio dalla base (Height from base)	20 mm
Perno fornito (Spindle supplied)	CH-FC-10138
Rondelle flangiate fornite (Washers supplied)	CH-FW-080
Raccordo aria (Port size)	G 1/8"
Diametro int. cilindro (Cylinder inside diameter)	20 mm
Pressione massima (Max air pressure)	10 Bar - 140 PSI



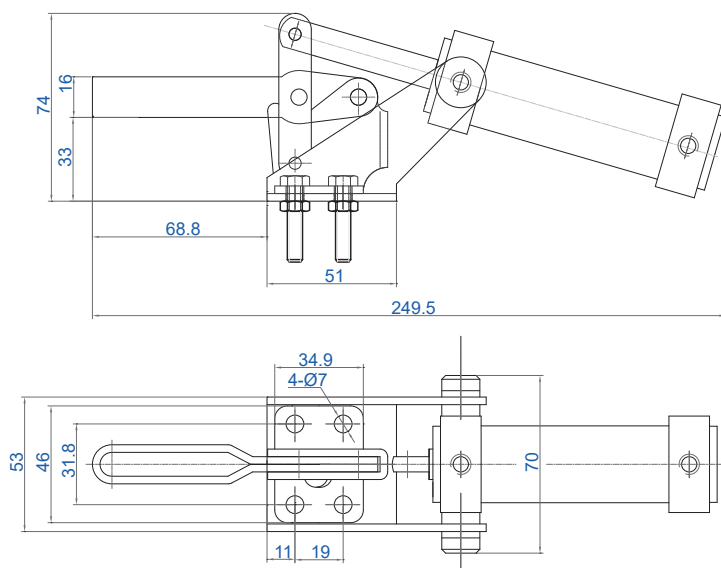
#### CH-12050-UA

Portata (Holding force)	90 Kg
Peso (Weight)	620 gr.
Apertura braccio (Arm opens)	92°
Altezza braccio dalla base (Height from base)	25 mm
Perno fornito (Spindle supplied)	CH-FC-14134
Rondelle flangiate fornite (Washers supplied)	CH-FW-141
Raccordo aria (Port size)	G 1/8"
Diametro int. cilindro (Cylinder inside diameter)	32 mm
Pressione massima (Max air pressure)	10 Bar - 140 PSI



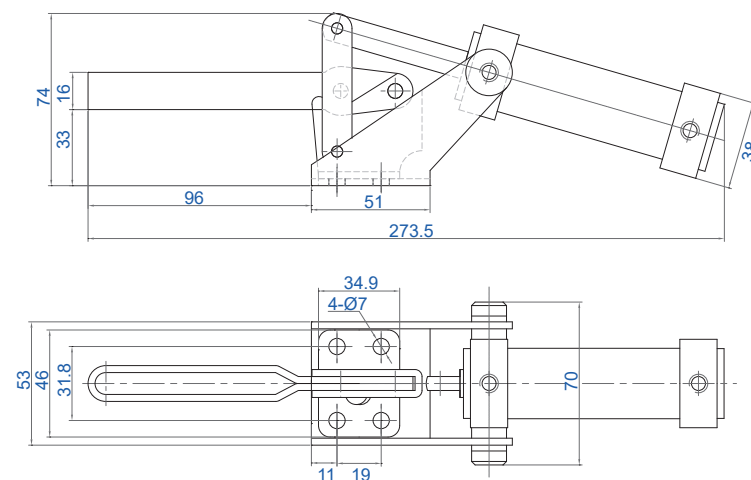
#### CH-12130-A

Portata (Holding force)	230 Kg
Peso (Weight)	900 gr.
Apertura braccio (Arm opens)	92°
Altezza braccio dalla base (Height from base)	33 mm
Perno fornito (Spindle supplied)	CH-FC-56212
Rondelle flangiate fornite (Washers supplied)	CH-FW-516
Raccordo aria (Port size)	G 1/8"
Diametro int. cilindro (Cylinder inside diameter)	32 mm
Pressione massima (Max air pressure)	10 Bar - 140 PSI



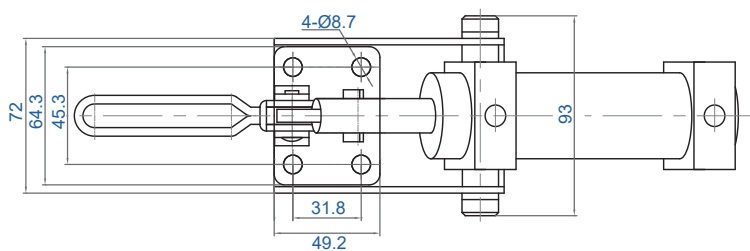
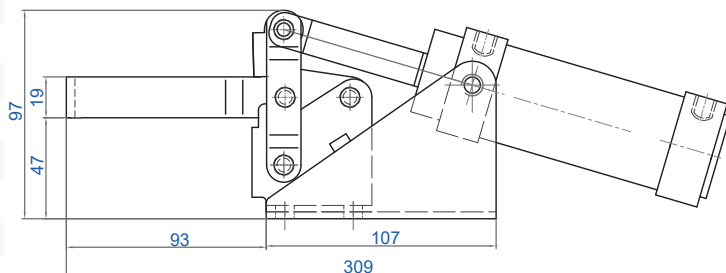
#### CH-12132-A

Portata (Holding force)	230 Kg
Peso (Weight)	900 gr.
Apertura braccio (Arm opens)	92°
Altezza braccio dalla base (Height from base)	33 mm
Perno fornito (Spindle supplied)	CH-FC-56212
Rondelle flangiate fornite (Washers supplied)	CH-FW-516
Raccordo aria (Port size)	G 1/8"
Diametro int. cilindro (Cylinder inside diameter)	32 mm
Pressione massima (Max air pressure)	10 Bar - 140 PSI



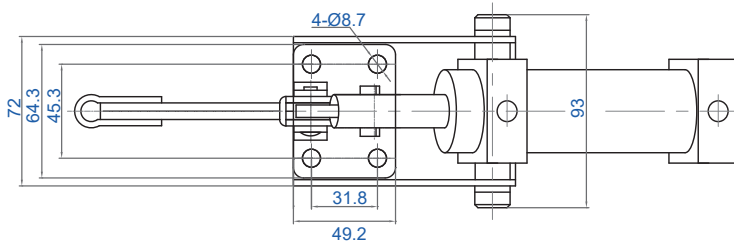
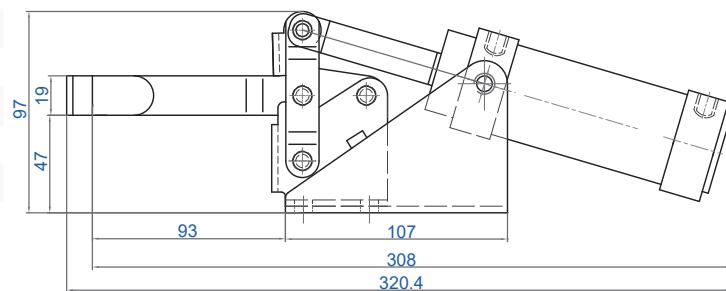
#### CH-12265-A

Portata (Holding force)	350 Kg
Peso (Weight)	1640 gr.
Apertura braccio (Arm opens)	92°
Altezza braccio dalla base (Height from base)	47 mm
Perno fornito (Spindle supplied)	CH-FC-38312
Rondelle flangiate fornite (Washers supplied)	CH-FW-380
Raccordo aria (Port size)	G 1/8"
Diametro int. cilindro (Cylinder inside diameter)	40 mm
Pressione massima (Max air pressure)	10 Bar - 140 PSI



#### CH-12275-A

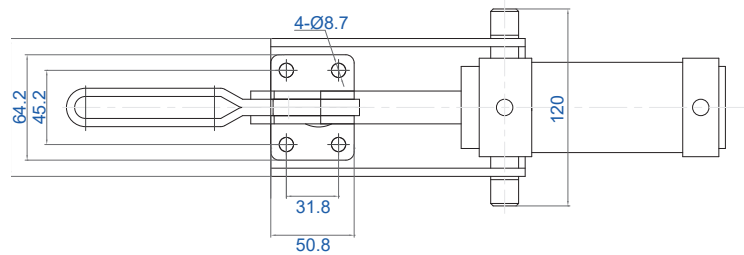
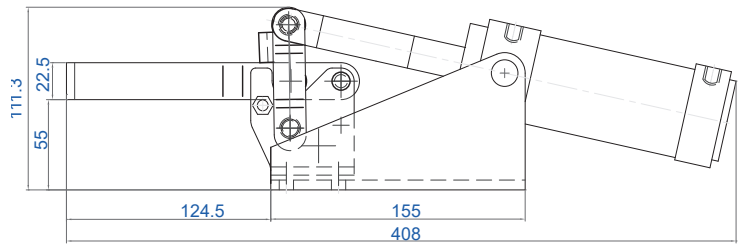

Portata (Holding force)	350 Kg
Peso (Weight)	1640 gr.
Apertura braccio (Arm opens)	92°
Altezza braccio dalla base (Height from base)	47 mm
Perno fornito (Spindle supplied)	CH-FC-38312
Clip di tenuta fornita (Bolt retainer supplied)	BR-380
Raccordo aria (Port size)	G 1/8"
Diametro int. cilindro (Cylinder inside diameter)	40 mm
Pressione massima (Max air pressure)	10 Bar - 140 PSI





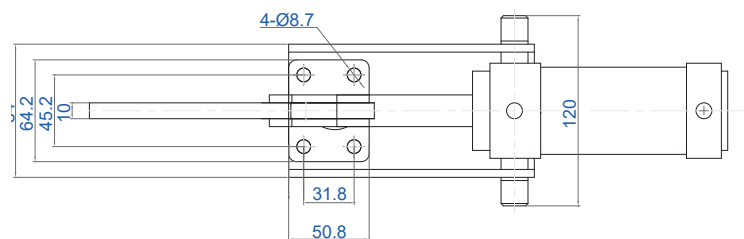
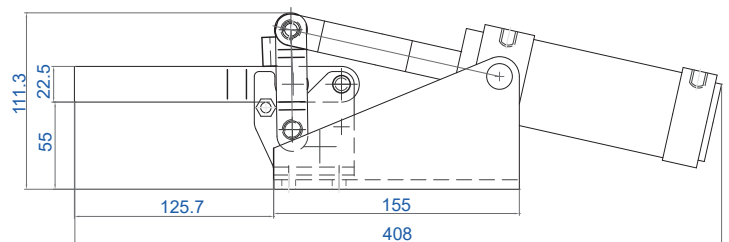

#### CH-10247-A

Portata (Holding force)	460 Kg
Peso (Weight)	3620 gr.
Apertura braccio (Arm opens)	95°
Altezza braccio dalla base (Height from base)	55 mm
Perno fornito (Spindle supplied)	CH-SA-12300
Rondelle flangiate fornite (Washers supplied)	CH-FW-120
Raccordo aria (Port size)	G 1/8"
Diametro int. cilindro (Cylinder inside diameter)	50 mm
Pressione massima (Max air pressure)	10 Bar - 140 PSI



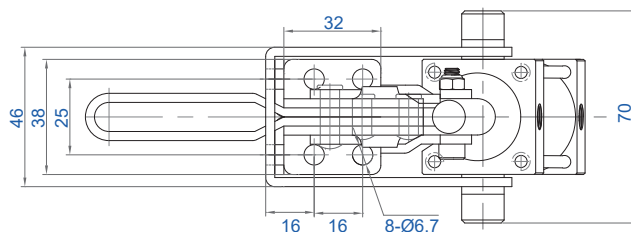
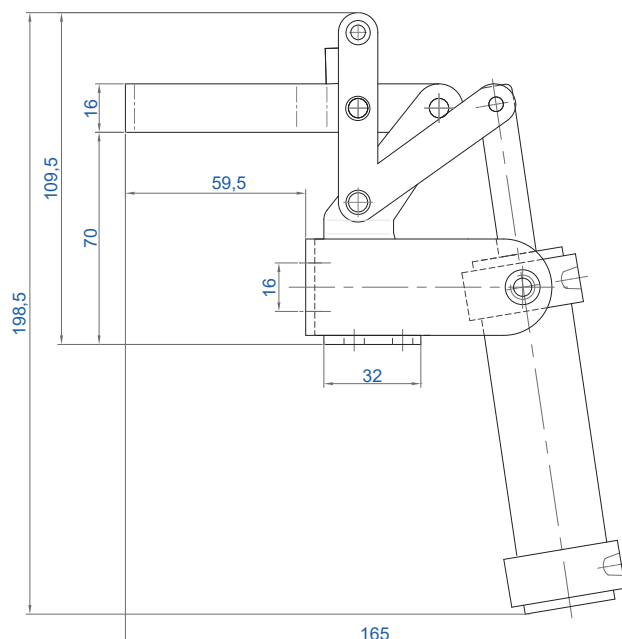
#### CH-10249-A

Portata (Holding force)	460 Kg
Peso (Weight)	3640 gr.
Apertura braccio (Arm opens)	95°
Altezza braccio dalla base (Height from base)	55 mm
Perno fornito (Spindle supplied)	CH-SA-12300
Clip di tenuta fornita (Bolt retainer supplied)	BR-120
Raccordo aria (Port size)	G 1/8"
Diametro int. cilindro (Cylinder inside diameter)	50 mm
Pressione massima (Max air pressure)	10 Bar - 140 PSI



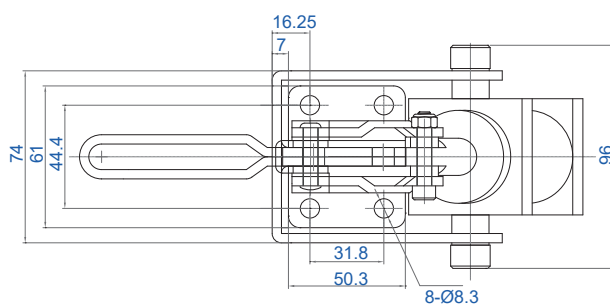
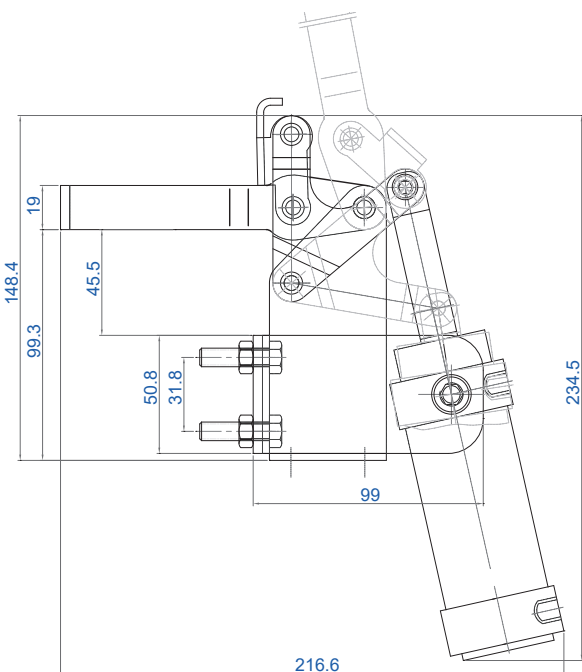
#### CH-20820-A

Portata (Holding force)	100 Kg
Peso (Weight)	1000 gr.
Apertura braccio (Arm opens)	80°
Altezza braccio dalla base (Height from base)	70 mm
Perno fornito (Spindle supplied)	CH-FC-56212
Rondelle flangiate fornite (Washers supplied)	CH-FW-516
Raccordo aria (Port size)	G 1/8"
Diametro int. cilindro (Cylinder inside diameter)	32 mm
Pressione massima (Max air pressure)	10 Bar - 140 PSI



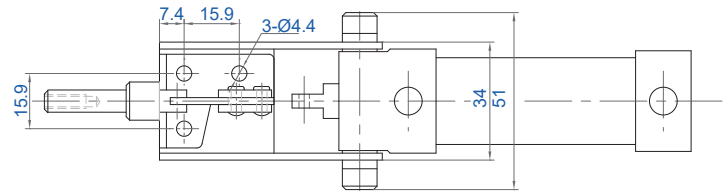
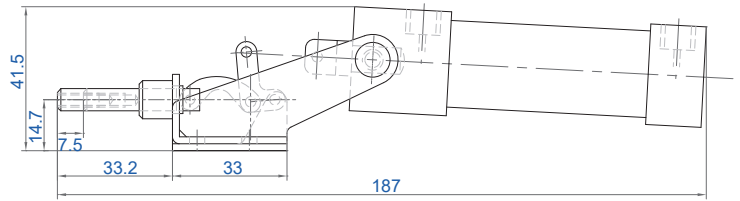
#### CH-20830-A

Portata (Holding force)	340 Kg
Peso (Weight)	2000 gr.
Apertura braccio (Arm opens)	79°
Altezza braccio dalla base (Height from base)	99.3 mm
Perno fornito (Spindle supplied)	CH-FC-38312
Rondelle flangiate fornite (Washers supplied)	CH-FW-380
Raccordo aria (Port size)	G 1/8"
Diametro int. cilindro (Cylinder inside diameter)	40 mm
Pressione massima (Max air pressure)	10 Bar - 140 PSI



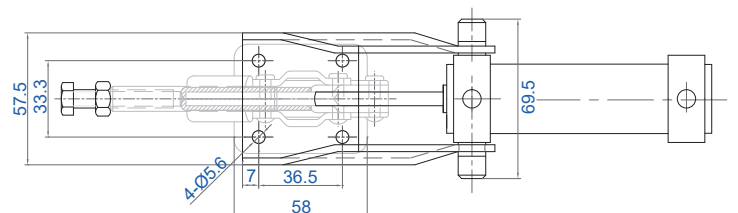
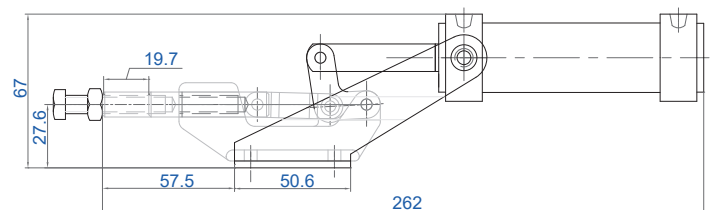
#### CH-36301-A

Portata (Holding force)	350 Kg
Peso (Weight)	1640 gr.
Corsa del pistone (Plunger stroke)	7,5 mm
Altezza braccio dalla base (Height from base)	14.7 mm
Perno fornito (Spindle supplied)	CH-SA-042007
Raccordo aria (Port size)	G 1/8"
Diametro int. cilindro (Cylinder inside diameter)	20 mm
Pressione massima (Max air pressure)	10 Bar - 140 PSI



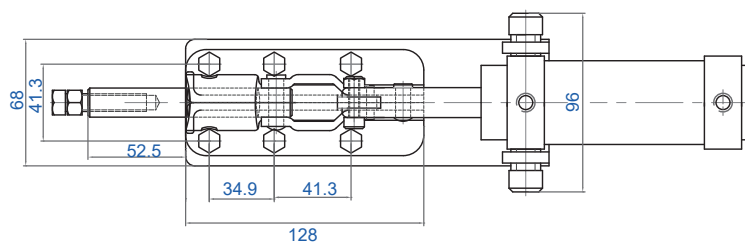
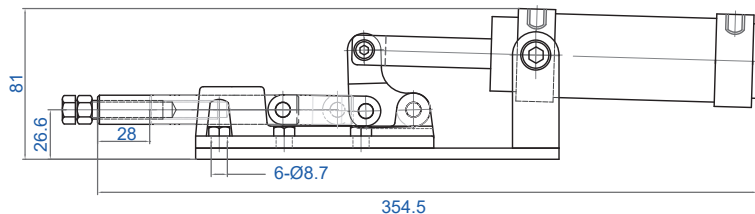
#### CH-36003-A

Portata (Holding force)	280Kg
Peso (Weight)	960 gr.
Corsa del pistone (Plunger stroke)	19.7 mm
Altezza braccio dalla base (Height from base)	27.6 mm
Perno fornito (Spindle supplied)	CH-SA-085012
Raccordo aria (Port size)	G 1/8"
Diametro int. cilindro (Cylinder inside diameter)	32 mm
Pressione massima (Max air pressure)	10 Bar - 140 PSI



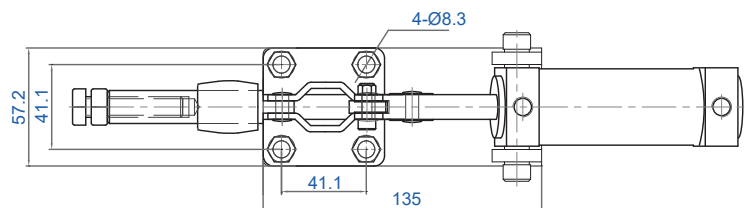
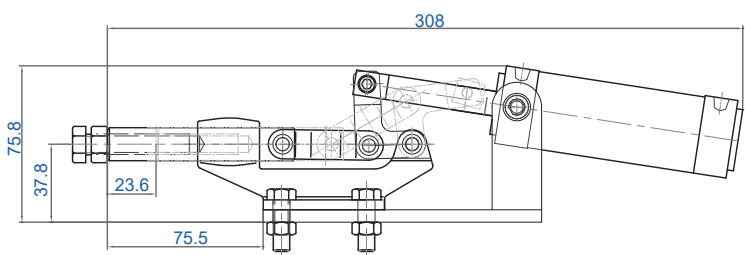
#### CH-36330-A

Portata (Holding force)	1160 Kg
Peso (Weight)	2570 gr.
Apertura braccio (Arm opens)	28 mm
Altezza braccio dalla base (Height from base)	26.6 mm
Perno fornito (Spindle supplied)	CH-SA-105015
Rondelle flangiate fornite (Washers supplied)	G 1/8"
Raccordo aria (Port size)	40 mm
Diametro int. cilindro (Cylinder inside diameter)	10 Bar - 140 PSI



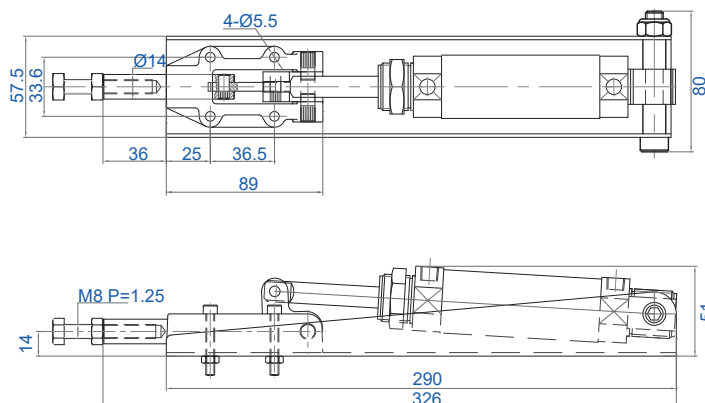
#### CH-305-EA

Portata (Holding force)	350 Kg
Peso (Weight)	1540 gr.
Apertura braccio (Arm opens)	23.6 mm
Altezza braccio dalla base (Height from base)	37.8 mm
Perno fornito (Spindle supplied)	CH-SA-105015
Rondelle flangiate fornite (Washers supplied)	G 1/8"
Raccordo aria (Port size)	32 mm
Diametro int. cilindro (Cylinder inside diameter)	10 Bar - 140 PSI



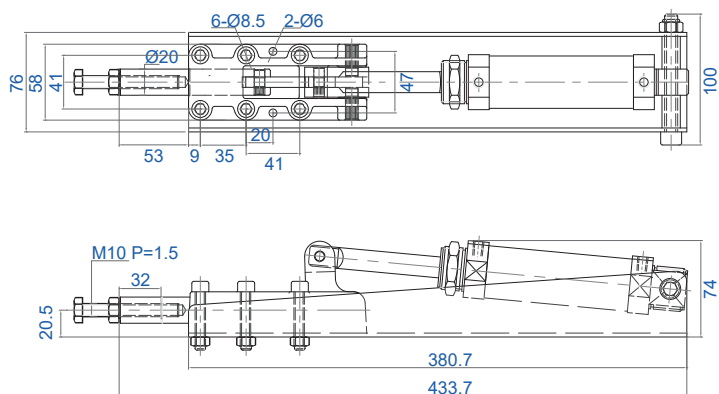
#### CH-30600HL-A

Portata (Holding force)	610 Kg
Peso (Weight)	1540 gr.
Corsa del pistone (Plunger stroke)	25 mm
Altezza braccio dalla base (Height from base)	14 mm
Perno fornito (Spindle supplied)	CH-SA-086512
Raccordo aria (Port size)	G 1/8"
Diametro int. cilindro (Cylinder inside diameter)	32 mm
Pressione massima (Max air pressure)	10 Bar - 140 PSI



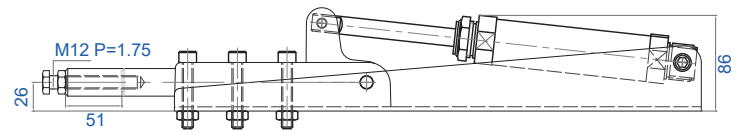
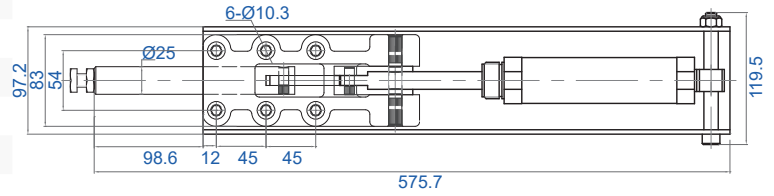
#### CH-31200HL-A

Portata (Holding force)	1220 Kg
Peso (Weight)	3900 gr.
Corsa del pistone (Plunger stroke)	32 mm
Altezza braccio dalla base (Height from base)	20.5 mm
Perno fornito (Spindle supplied)	CH-SA-107515
Raccordo aria (Port size)	G 1/8"
Diametro int. cilindro (Cylinder inside diameter)	40 mm
Pressione massima (Max air pressure)	10 Bar - 140 PSI



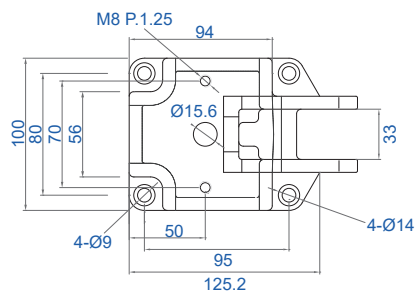
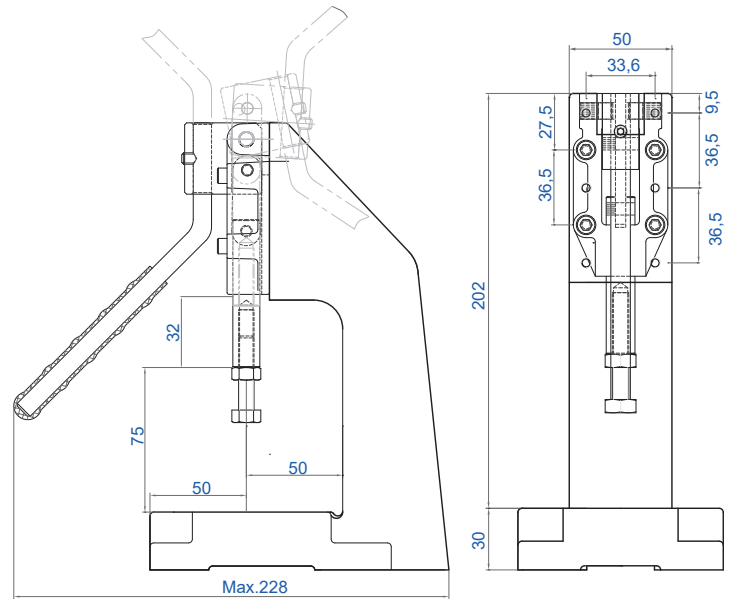
## CH-32500HL-A

Portata (Holding force)	2550 Kg
Peso (Weight)	7730 gr.
Apertura braccio (Arm opens)	50 mm
Altezza braccio dalla base (Height from base)	26 mm
Perno fornito (Spindle supplied)	CH-SA-127517
Rondelle flangiate fornite (Washers supplied)	G 1/8"
Raccordo aria (Port size)	40 mm
Diametro int. cilindro (Cylinder inside diameter)	10 Bar - 140 PSI



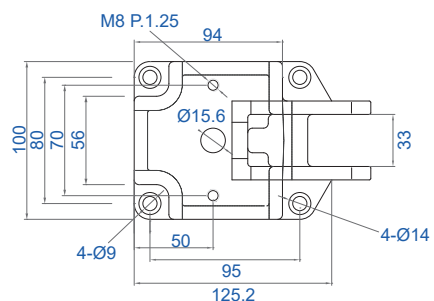
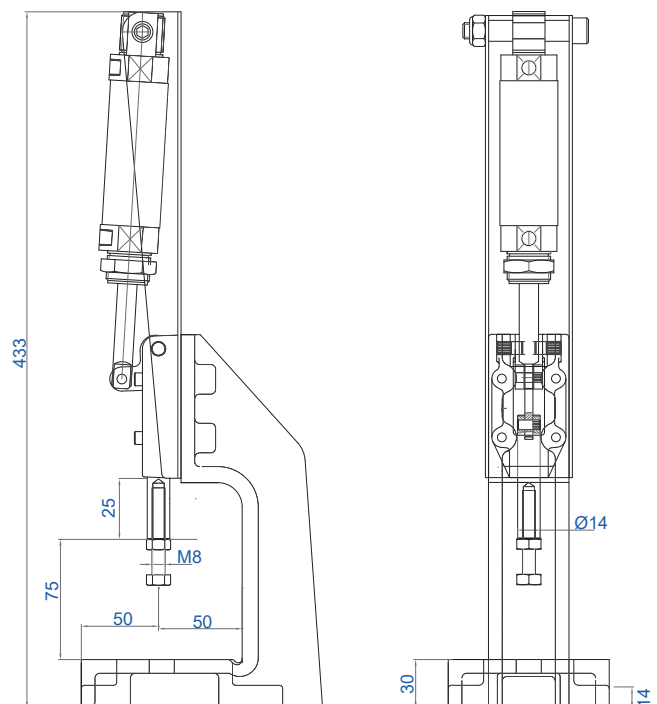
#### CH-30600PR

Portata (Holding force)	610 Kg
Peso (Weight)	3700 gr.
Corsa del pistone (Plunger stroke)	32 mm
Apertura braccio (Arm opens)	185°
Perno fornito (Spindle supplied)	CH-SA-086512
Filettatura spintore (Stroke thread)	M8 x 1.25



#### CH-30600PR-A

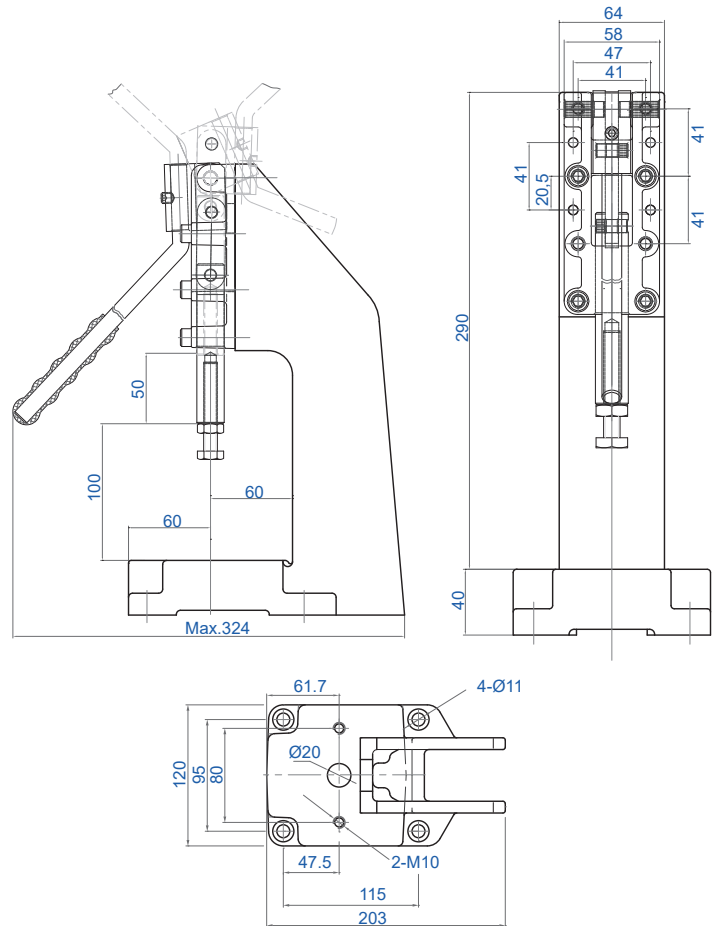
Portata (Holding force)	610 Kg
Peso (Weight)	4570 gr.
Corsa del pistone (Plunger stroke)	25 mm
Perno fornito (Spindle supplied)	CH-SA-086512
Filettatura spintore (Stroke thread)	M8 x 1.25
Raccordo aria (Port size)	G 1/8"





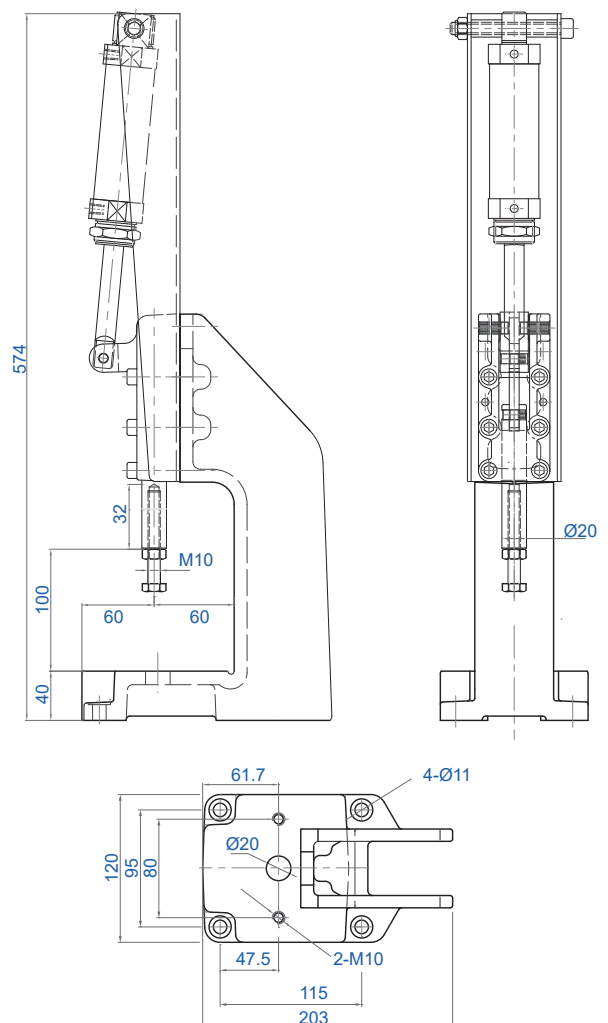
#### CH-31200PR

Portata (Holding force)	1220 Kg
Peso (Weight)	8740 gr.
Corsa del pistone (Plunger stroke)	50 mm
Apertura braccio (Arm opens)	185°
Perno fornito (Spindle supplied)	CH-SA-107515
Filettatura spintore (Stroke thread)	M10 x 1.5



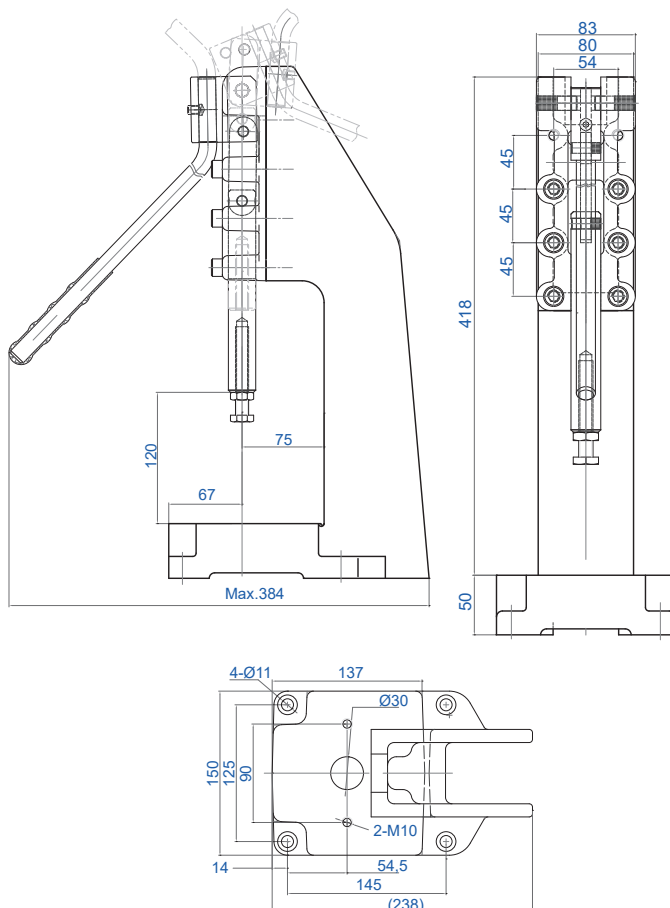
#### CH-31200PR-A

Portata (Holding force)	1220 Kg
Peso (Weight)	10890 gr.
Corsa del pistone (Plunger stroke)	32 mm
Perno fornito (Spindle supplied)	CH-SA-107515
Filettatura spintore (Stroke thread)	M10 x 1.5
Raccordo aria (Port size)	G 1/8"



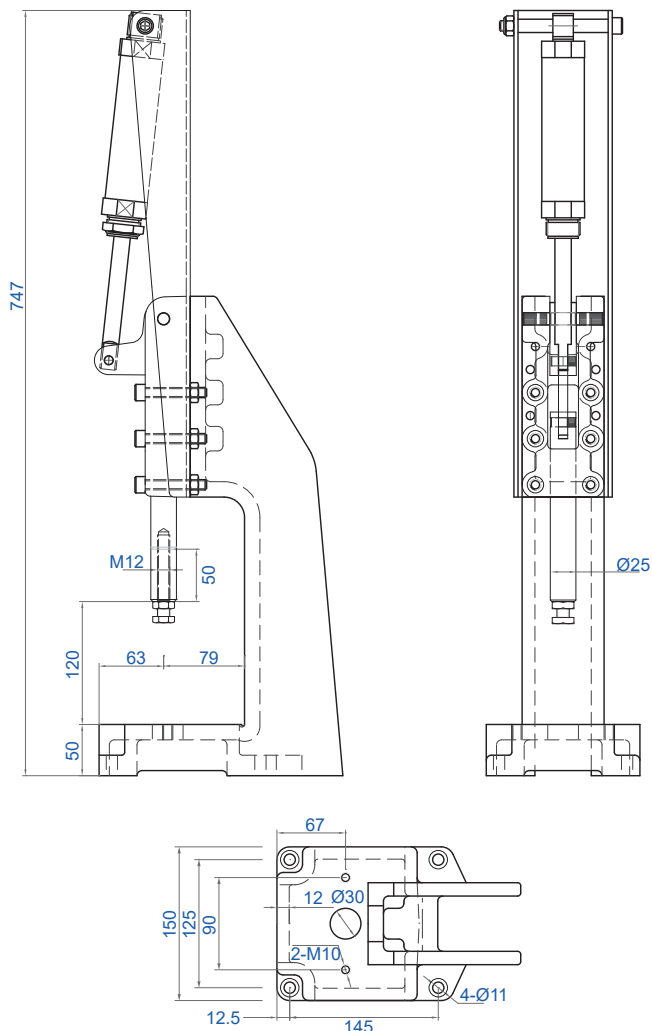
#### CH-32500PR

Portata (Holding force)	2550 Kg
Peso (Weight)	18830 gr.
Corsa del pistone (Plunger stroke)	75 mm
Apertura braccio (Arm opens)	185°
Perno fornito (Spindle supplied)	CH-SA-127517
Filettatura spintore (Stroke thread)	M12 x 1.75



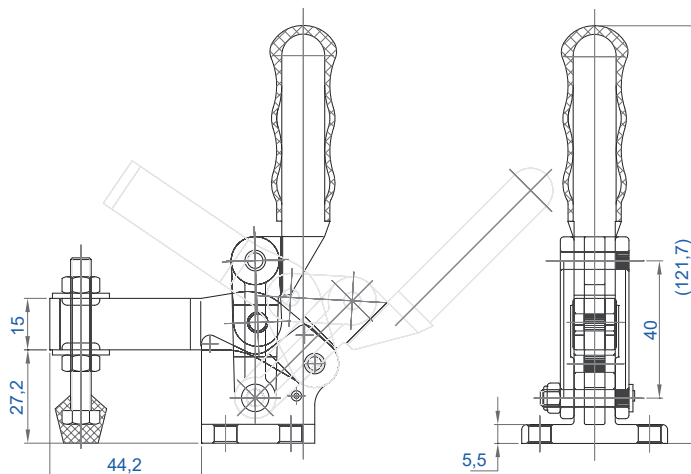
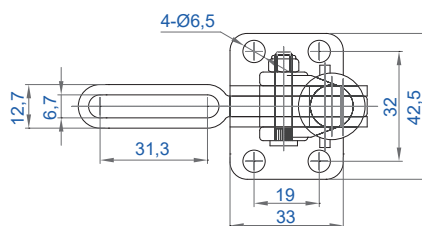
#### CH-32500PR-A

Portata (Holding force)	2550 Kg
Peso (Weight)	22160 gr.
Corsa del pistone (Plunger stroke)	50 mm
Perno fornito (Spindle supplied)	CH-SA-127517
Filettatura spintore (Stroke thread)	M12 x 1.75
Raccordo aria (Port size)	G 1/8"



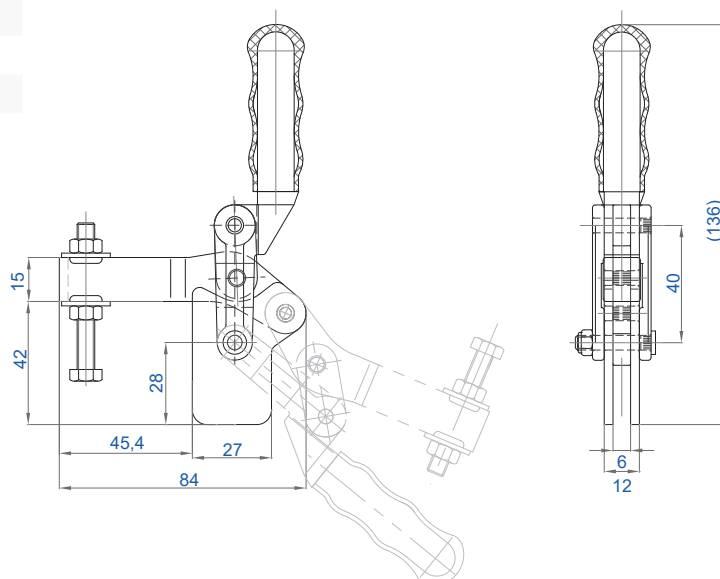
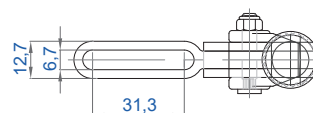
#### CH-70300B

Portata (Holding force)	310 Kg
Peso (Weight)	310 gr.
Apertura braccio (Arm opens)	34°~130°
Apertura impugnatura (Handle opens)	45°~92°
Altezza braccio dalla base (Height from base)	27,2 mm
Lunghezza braccio (Arm length)	44,2 mm
Perno fornito (Spindle supplied)	CH-SA-065010
Rondelle flangiate fornite (Washers supplied)	CH-FW-140



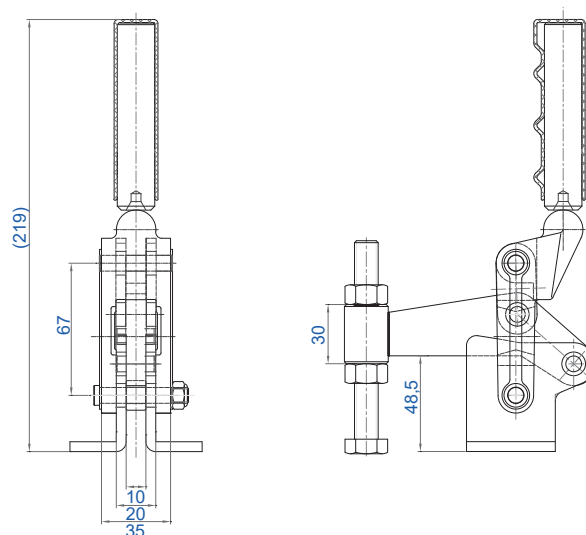
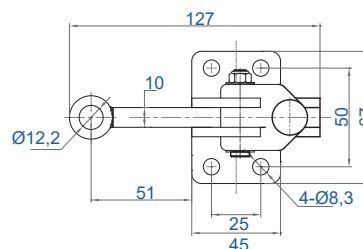
#### CH-70320

Portata (Holding force)	310 Kg
Peso (Weight)	290 gr.
Apertura braccio (Arm opens)	200°
Apertura impugnatura (Handle opens)	125°
Altezza braccio dalla base (Height from base)	42 mm
Lunghezza braccio (Arm length)	45,4 mm
Perno fornito (Spindle supplied)	CH-SA-065010
Rondelle flangiate fornite (Washers supplied)	CH-FW-140



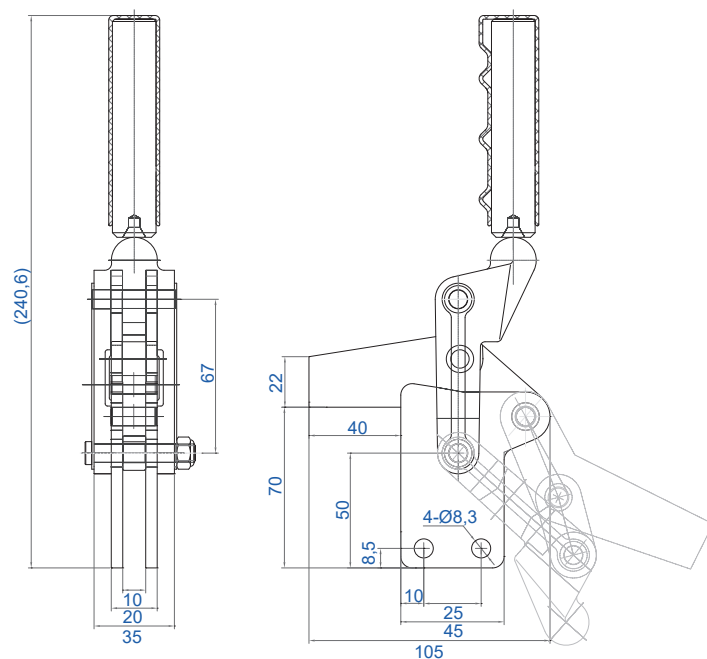
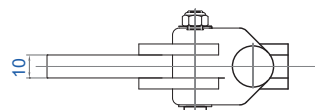
#### CH-70725

Portata (Holding force)	710 Kg
Peso (Weight)	1250 gr.
Apertura braccio (Arm opens)	180°
Apertura impugnatura (Handle opens)	120°
Altezza braccio dalla base (Height from base)	48,5 mm
Lunghezza braccio (Arm length)	51 mm
Perno fornito (Spindle supplied)	-
Rondelle flangiate fornite (Washers supplied)	-



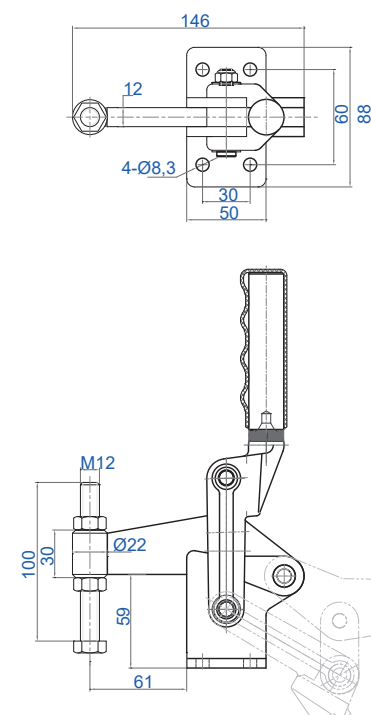
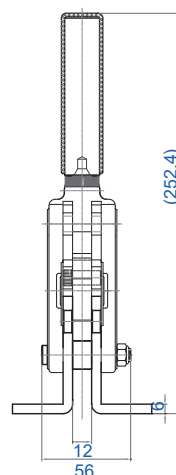
#### CH-70720

Portata (Holding force)	710 Kg
Peso (Weight)	1180 gr.
Apertura braccio (Arm opens)	205°
Apertura impugnatura (Handle opens)	130°
Altezza braccio dalla base (Height from base)	70 mm
Lunghezza braccio (Arm length)	40 mm
Perno fornito (Spindle supplied)	-
Rondelle flangiate fornite (Washers supplied)	-



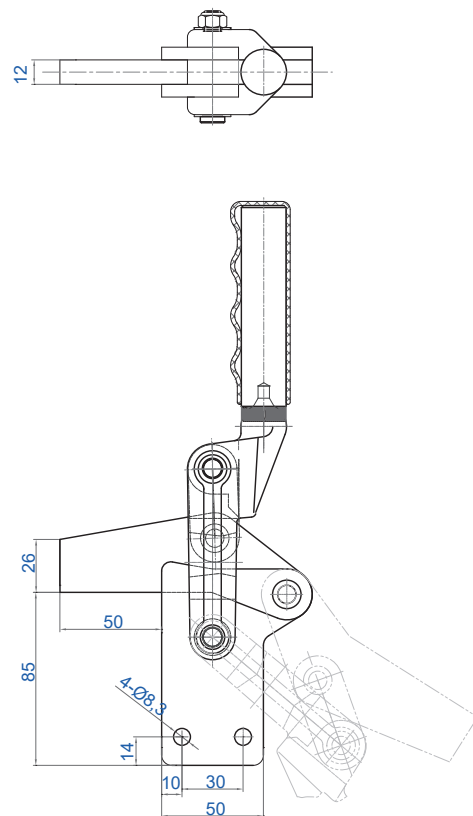
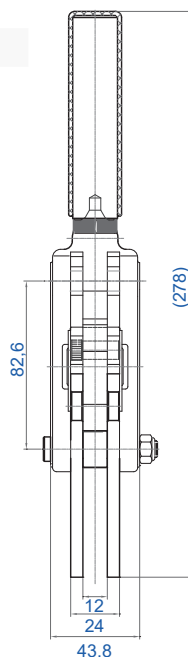
#### CH-71225

Portata (Holding force)	1220 Kg
Peso (Weight)	2110 gr.
Apertura braccio (Arm opens)	180°
Apertura impugnatura (Handle opens)	125°
Altezza braccio dalla base (Height from base)	59 mm
Lunghezza braccio (Arm length)	61 mm



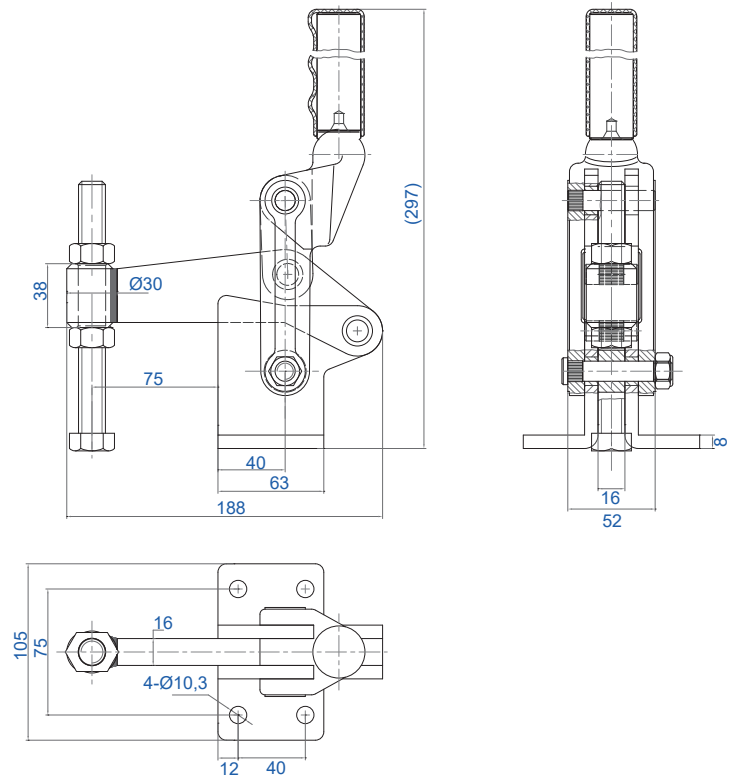
#### CH-71220

Portata (Holding force)	1220 Kg
Peso (Weight)	1930 gr.
Apertura braccio (Arm opens)	195°
Apertura impugnatura (Handle opens)	130°
Altezza braccio dalla base (Height from base)	85 mm
Lunghezza braccio (Arm length)	50 mm



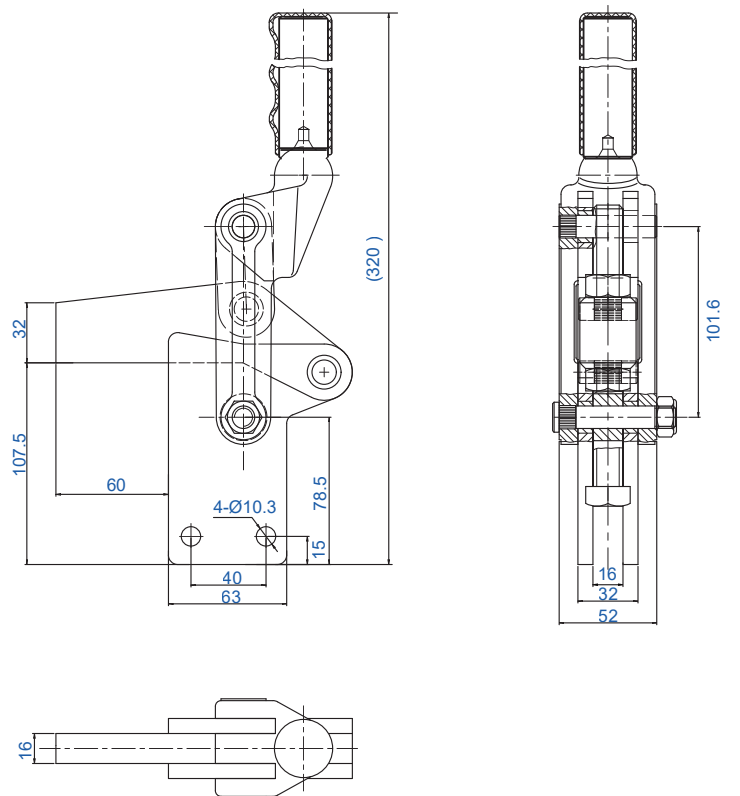
#### CH-72425

Portata (Holding force)	2450 Kg
Peso (Weight)	4100 gr.
Apertura braccio (Arm opens)	195°
Apertura impugnatura (Handle opens)	130°
Altezza braccio dalla base (Height from base)	75 mm
Lunghezza braccio (Arm length)	75 mm
Perno fornito (Spindle supplied)	SA-165020



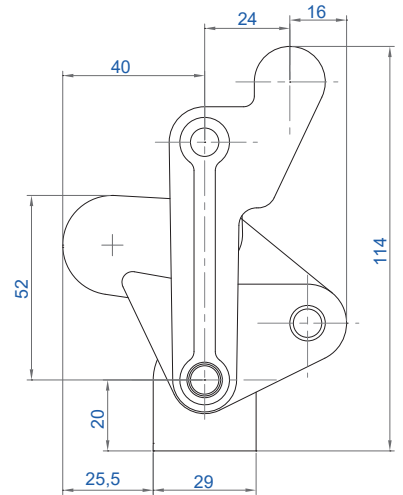
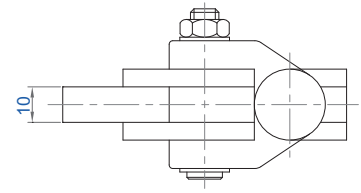
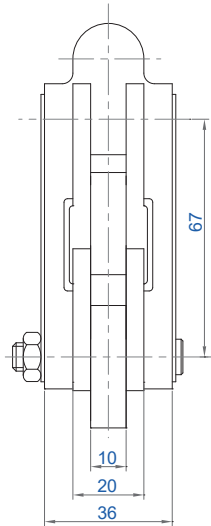
#### CH-72420

Portata (Holding force)	2450 Kg
Peso (Weight)	3750 gr.
Apertura braccio (Arm opens)	195°
Apertura impugnatura (Handle opens)	130°
Altezza braccio dalla base (Height from base)	107,50 mm
Lunghezza braccio (Arm length)	60 mm



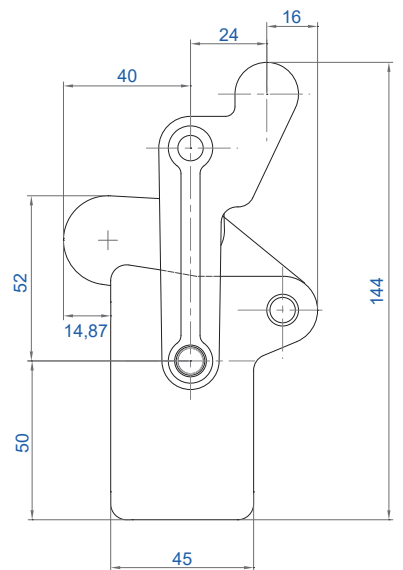
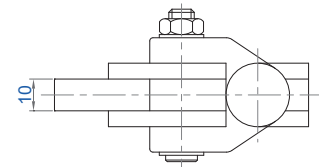
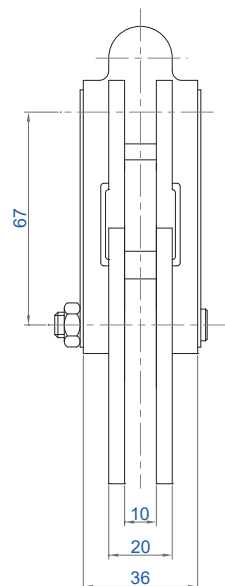
**CH-70710**

Portata (Holding force)	710 Kg
Peso (Weight)	700 gr.
Apertura braccio (Arm opens)	205°
Apertura impugnatura (Handle opens)	130°



**CH-70715**

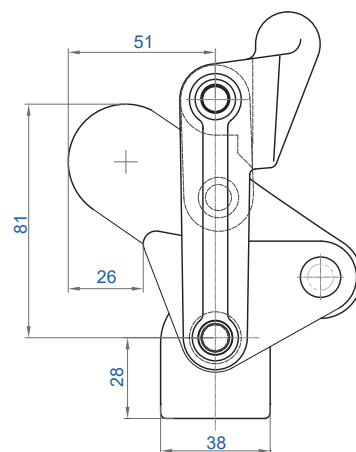
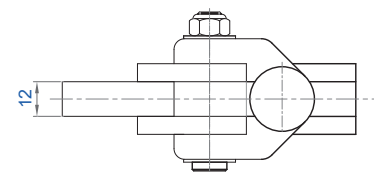
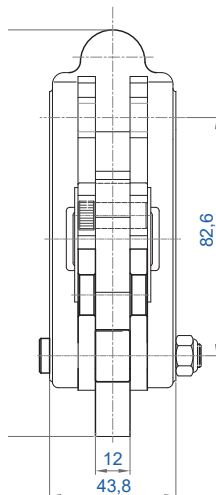
Portata (Holding force)	710 Kg
Peso (Weight)	800 gr.
Apertura braccio (Arm opens)	205°
Apertura impugnatura (Handle opens)	130°





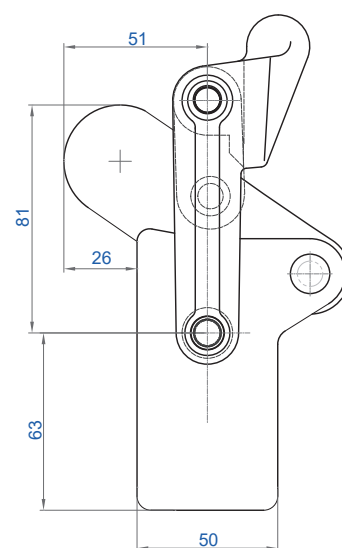
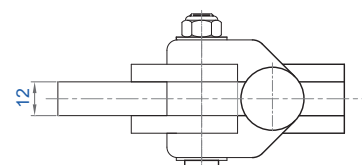
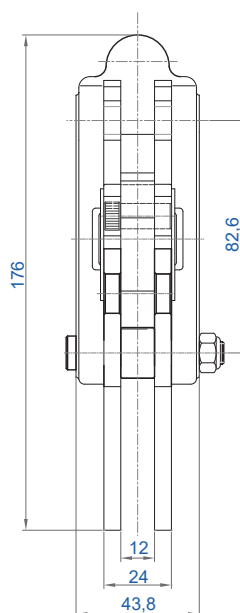
#### CH-71210

Portata (Holding force)	1220 Kg
Peso (Weight)	1720 gr.
Apertura braccio (Arm opens)	195°
Apertura impugnatura (Handle opens)	130°



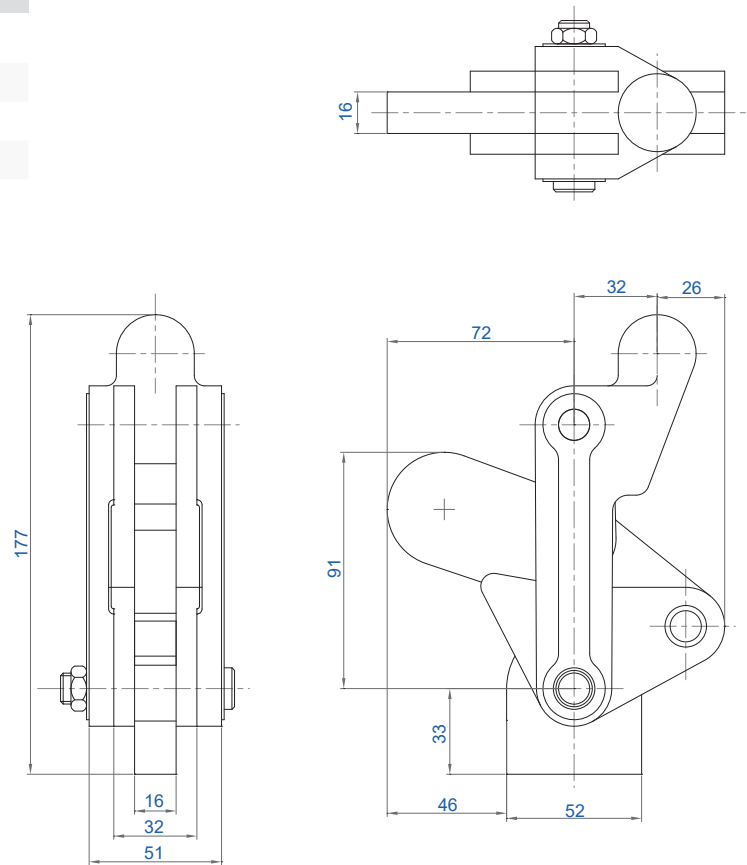
#### CH-71215

Portata (Holding force)	1220 Kg
Peso (Weight)	1880 gr.
Apertura braccio (Arm opens)	195°
Apertura impugnatura (Handle opens)	130°



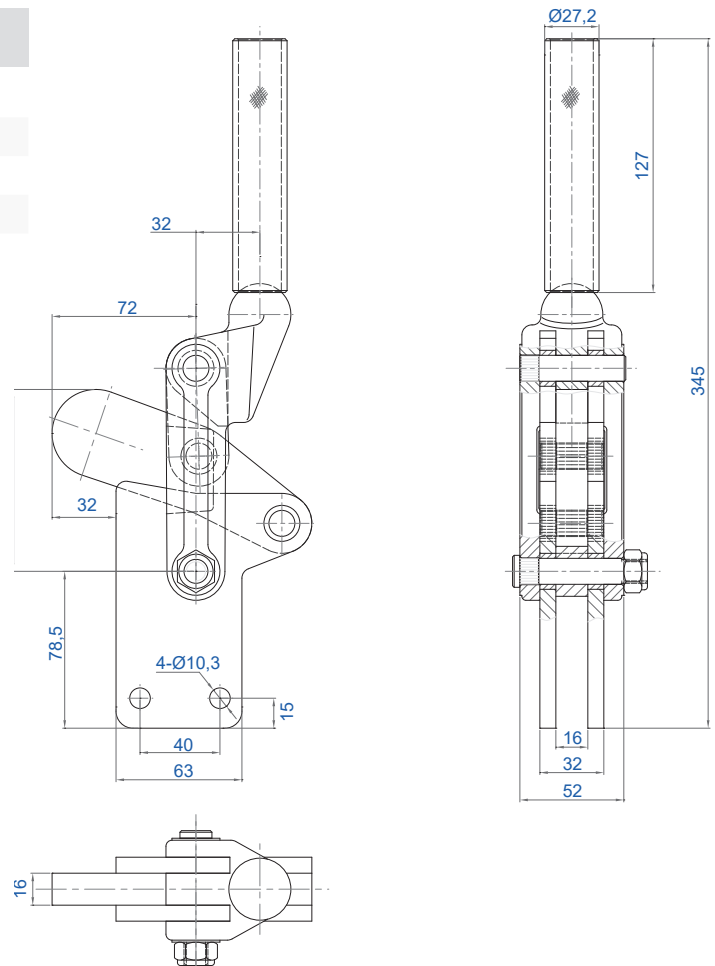
**CH-72410**

Portata (Holding force)	2450 Kg
Peso (Weight)	2900 gr.
Apertura braccio (Arm opens)	195°
Apertura impugnatura (Handle opens)	130°



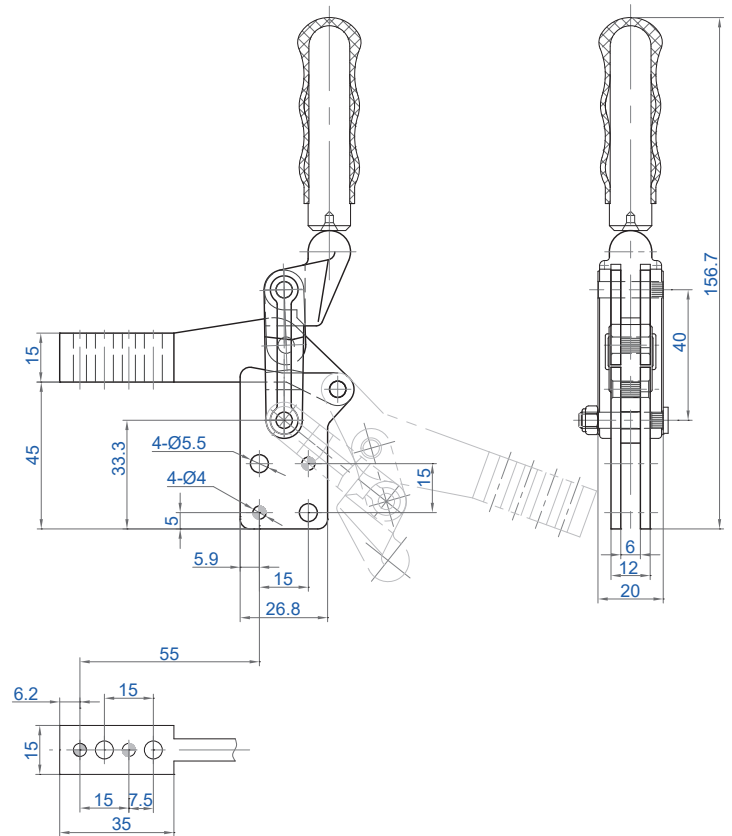
**CH-72415**

Portata (Holding force)	2450 Kg
Peso (Weight)	3200 gr.
Apertura braccio (Arm opens)	195°
Apertura impugnatura (Handle opens)	130°



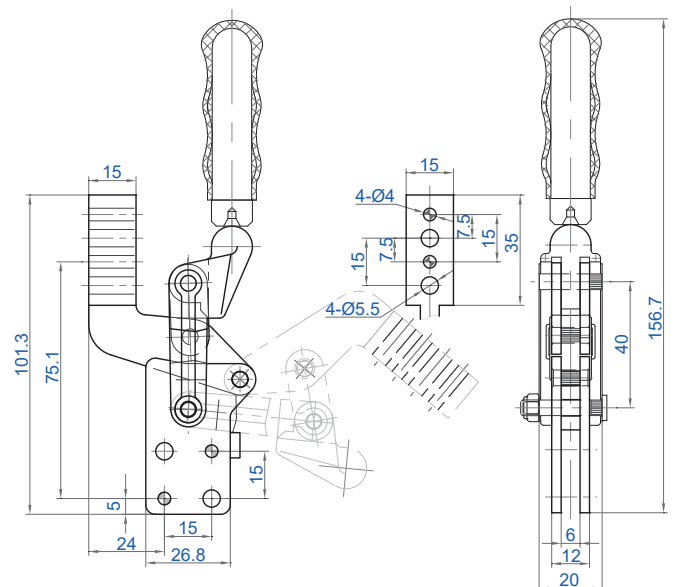
**CH-70200A**

Portata (Holding force)	250 Kg
Peso (Weight)	300 gr.
Apertura braccio (Arm opens)	200°
Apertura impugnatura (Handle opens)	128°



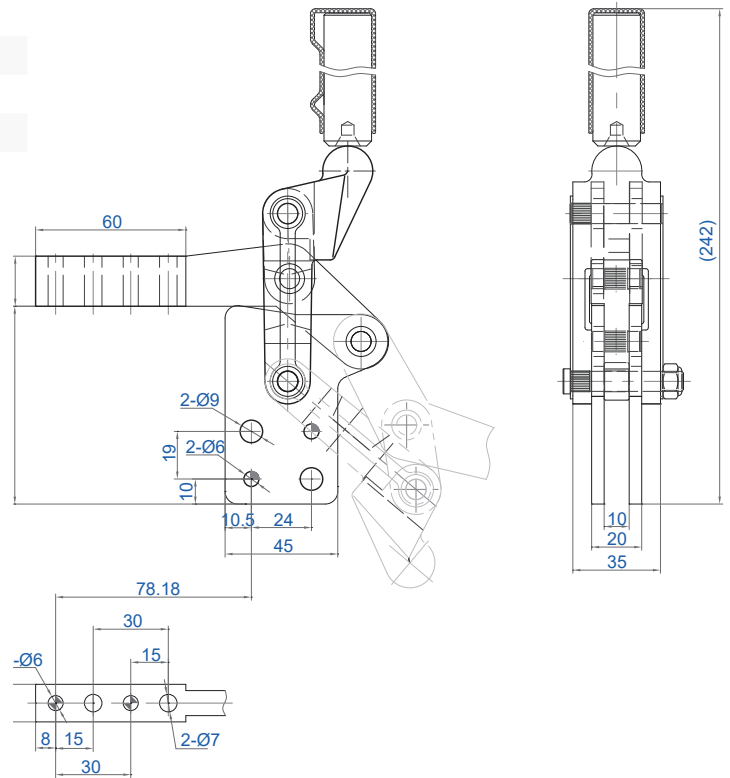
**CH-70200B**

Portata (Holding force)	250 Kg
Peso (Weight)	300 gr.
Apertura braccio (Arm opens)	130°
Apertura impugnatura (Handle opens)	92°



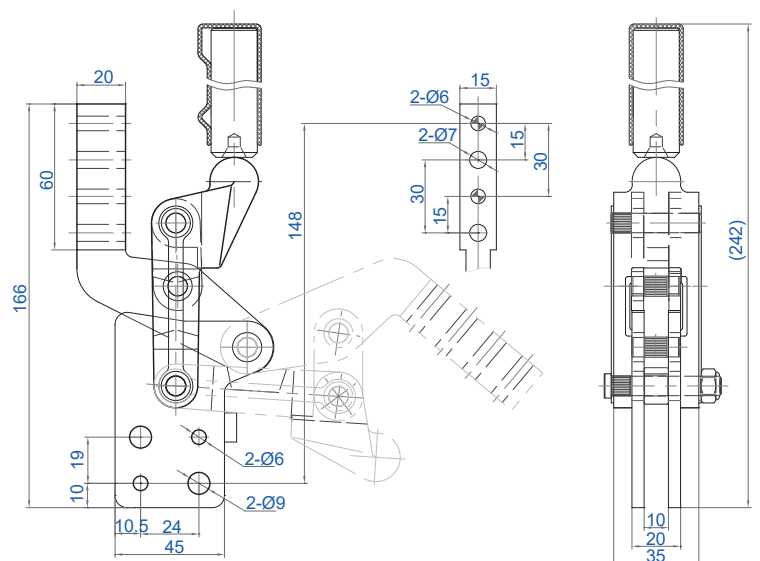
**CH-70730A**

Portata (Holding force)	710 Kg
Peso (Weight)	1280 gr.
Apertura braccio (Arm opens)	200°
Apertura impugnatura (Handle opens)	128°



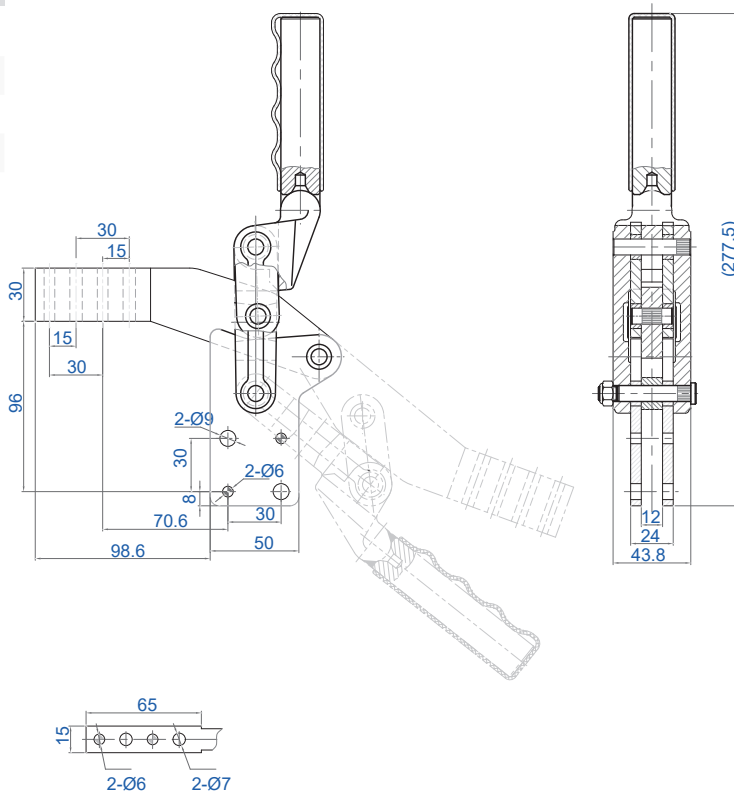
**CH-70730B**

Portata (Holding force)	710 Kg
Peso (Weight)	1280 gr.
Apertura braccio (Arm opens)	130°
Apertura impugnatura (Handle opens)	92°



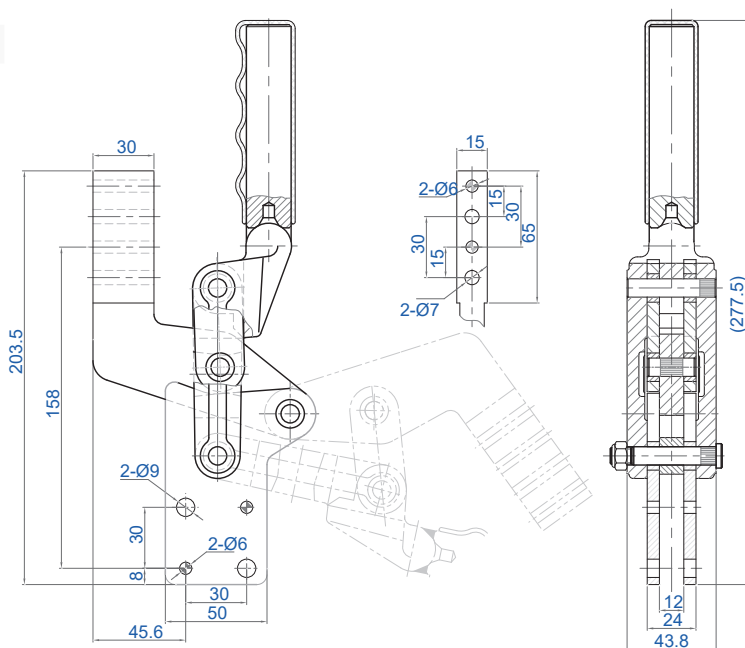
#### CH-71230A

Portata (Holding force)	1220 Kg
Peso (Weight)	2120 gr.
Apertura braccio (Arm opens)	200°
Apertura impugnatura (Handle opens)	128°



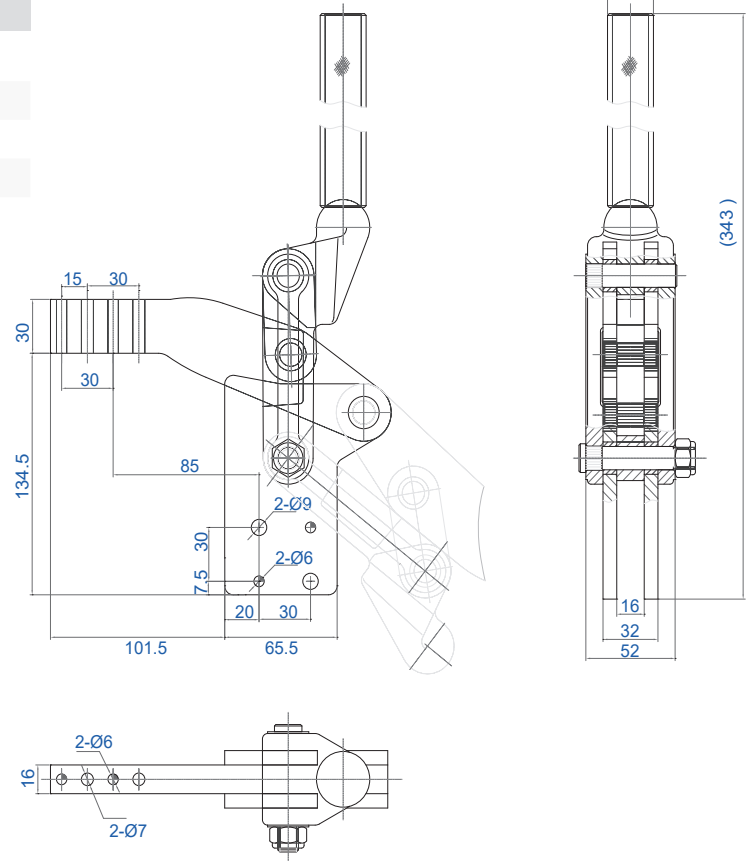
#### CH-71230B

Portata (Holding force)	1220 Kg
Peso (Weight)	2120 gr.
Apertura braccio (Arm opens)	130°
Apertura impugnatura (Handle opens)	92°



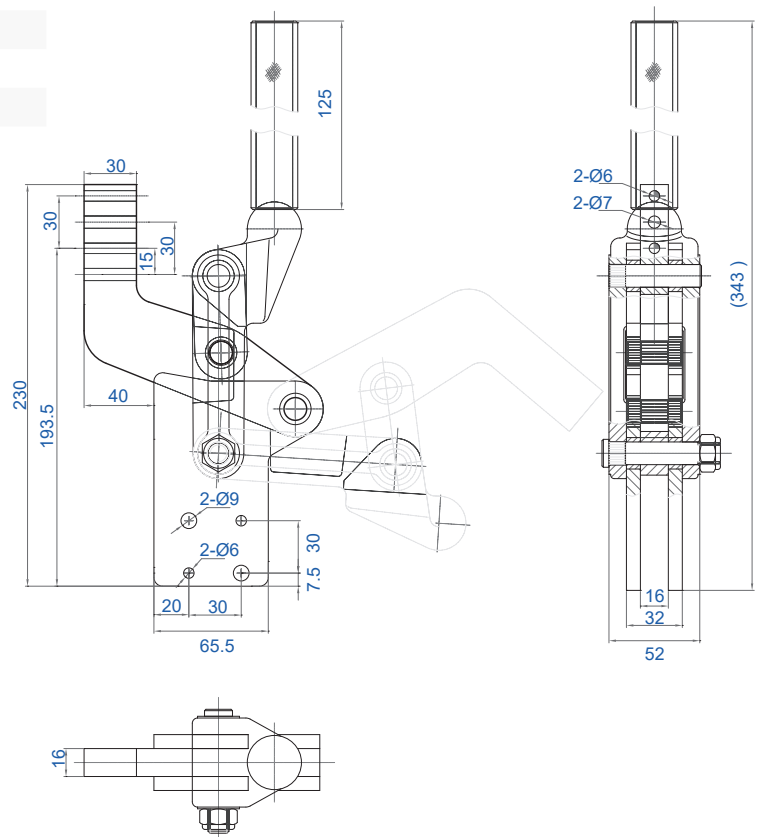
**CH-72430A**

Portata (Holding force)	2450 Kg
Peso (Weight)	3780 gr.
Apertura braccio (Arm opens)	200°
Apertura impugnatura (Handle opens)	128°



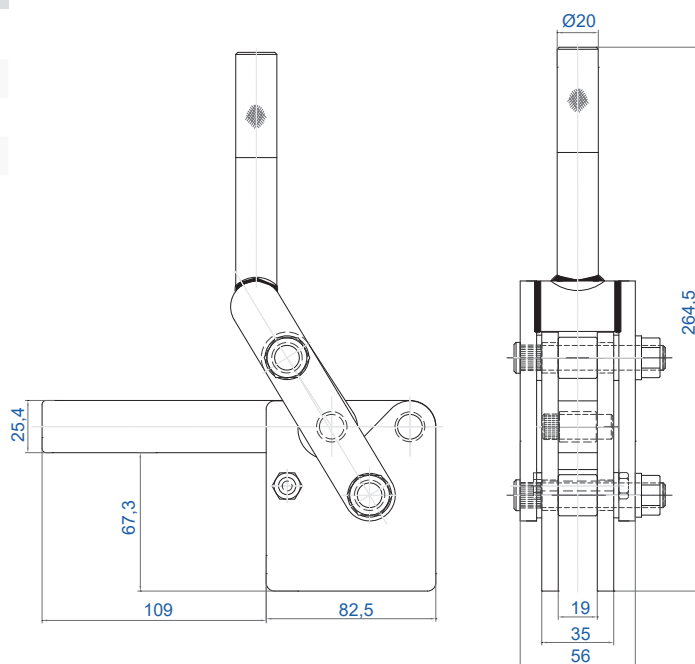
**CH-72430B**

Portata (Holding force)	2450 Kg
Peso (Weight)	3780 gr.
Apertura braccio (Arm opens)	130°
Apertura impugnatura (Handle opens)	92°



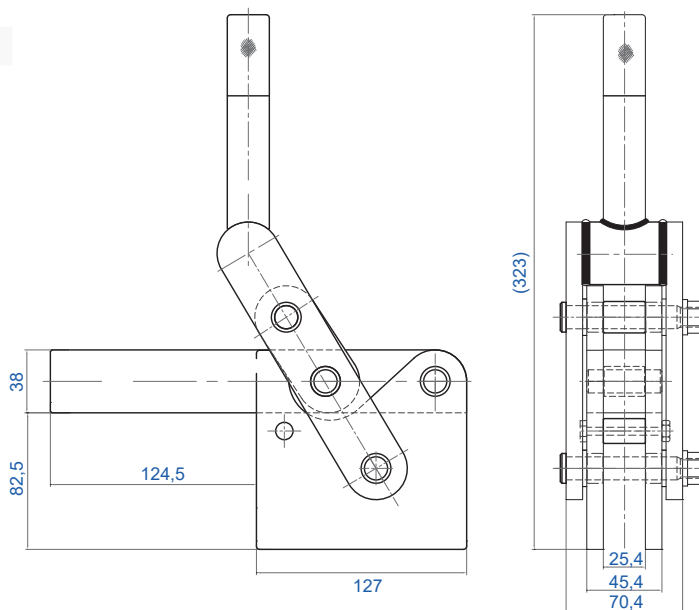
**CH-75048**

Portata (Holding force)	710 Kg
Peso (Weight)	2700 gr.
Apertura braccio (Arm opens)	125°
Apertura impugnatura (Handle opens)	190°



**CH-75088**

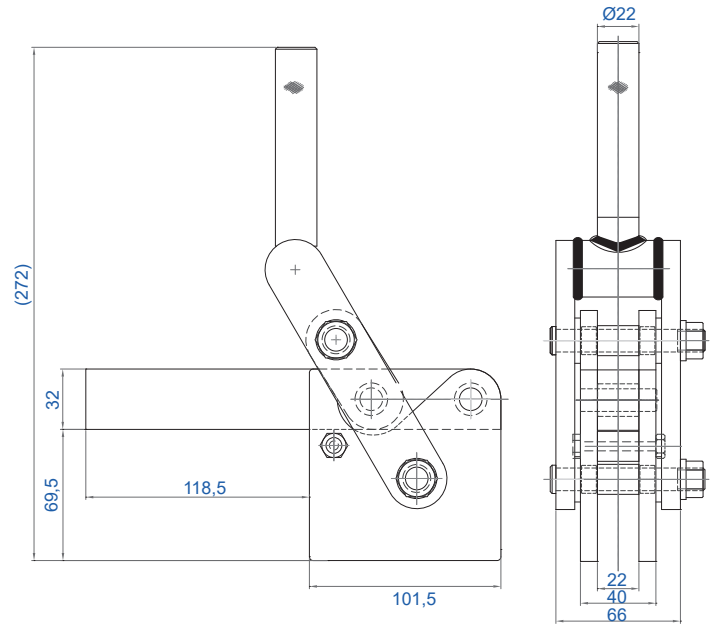

Portata (Holding force)	2550 Kg
Peso (Weight)	6350 gr.
Apertura braccio (Arm opens)	120°
Apertura impugnatura (Handle opens)	185°





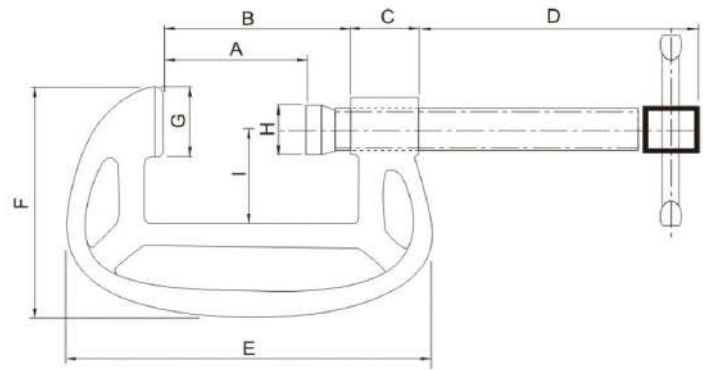
**CH-75078**

Portata (Holding force)	1630 Kg
Peso (Weight)	4300 gr.
Apertura braccio (Arm opens)	120°
Apertura impugnatura (Handle opens)	185°



**STRETTOI - SERIE BASSA**

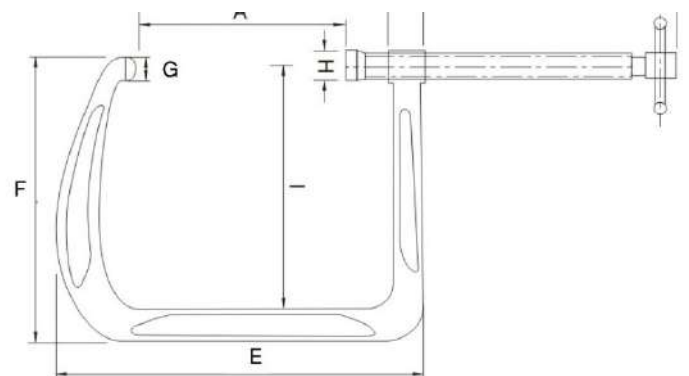
Shallow Throat "C" clamps



Articolo	Misura	Peso (g)	A	B	C	D	E	F	G	H	I
M25	1"	200	25,5	36	20	49	80	58	20	Φ16	24,5
M38	1-1/2"	290	39	50	20	69	97	68	20	Φ16	31
M50	2"	450	45,8	66	21,6	87,8	120	70,5	22,2	Φ15.8	31,3
M75	3"	1250	69,7	85,3	27	107,4	148,4	83,7	27,4	Φ19	40
M100	4"	1400	98,2	117,5	32,4	143	192,2	106	31,5	Φ22.2	51,5
M125	5"	2170	118,7	140	36,7	176,4	225	122,5	35,5	Φ25.5	60,8
M150	6"	3170	141,4	175	40	198,8	270	137,8	41,5	Φ25.5	72,3
M200	8"	4550	185,2	209,5	44	239,8	323	174,4	41,7	Φ28	96
M250	10"	6100	243,5	270	44,5	330	380	203	43	Φ28	124
M300	12"	9000	290	320	55	360	455	223	50	Φ35	130

**STRETTOI - SERIE ALTA**

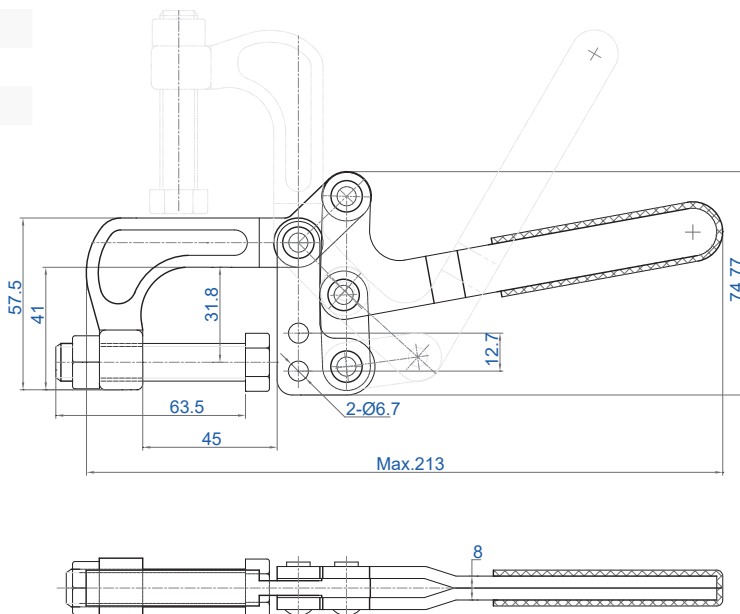
Deep Throat "C" clamps



Articolo	Misura	Peso (g)	A	B	C	D	E	F	G	H	I
MH50	2"	320	53	64,5	20,5	83	115	95	22,5	Φ16	59
MH75	3"	1300	70	91,5	23,5	103	155	125	25	Φ22.2	80,5
MH100	4"	2050	105	131,5	31	145	216	178	28	Φ25.5	117
MH150	6"	3170	150	172	31	196	270	220	33	Φ30	160

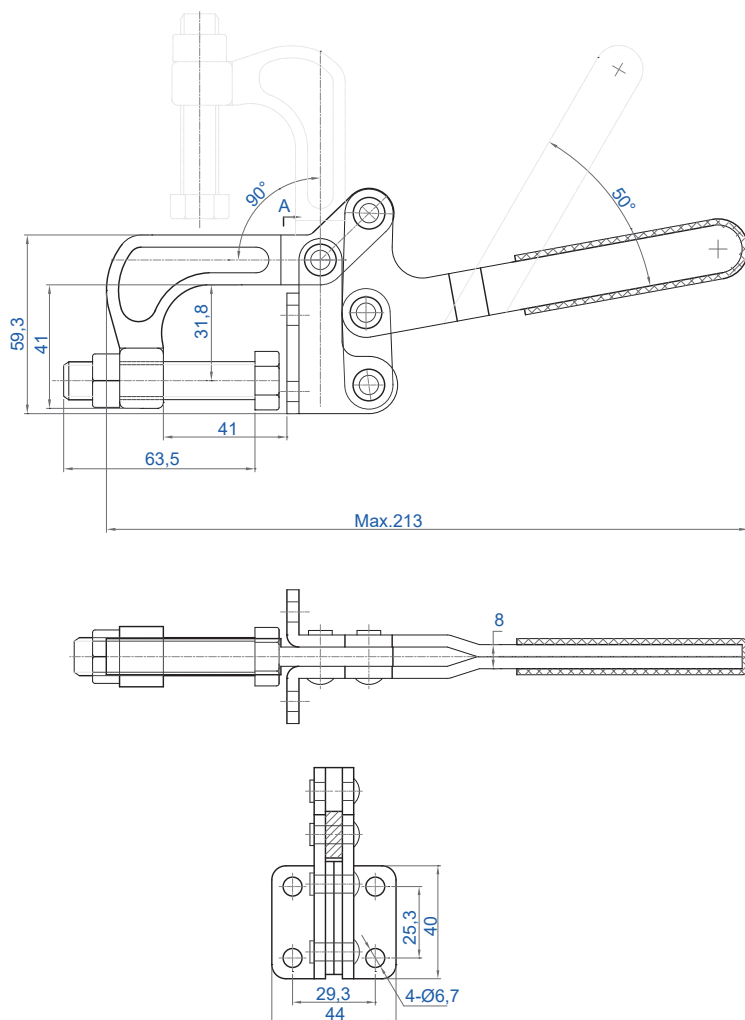
### CH-80325

Portata (Holding force)	340 Kg
Peso (Weight)	500 gr.
Apertura braccio (Arm opens)	90°
Apertura impugnatura (Handle opens)	50°



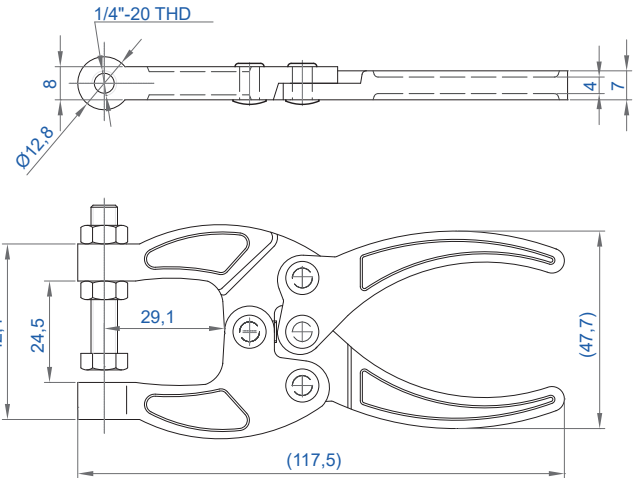
### CH-80379

Portata (Holding force)	340 Kg
Peso (Weight)	500 gr.
Apertura braccio (Arm opens)	90°
Apertura impugnatura (Handle opens)	50°



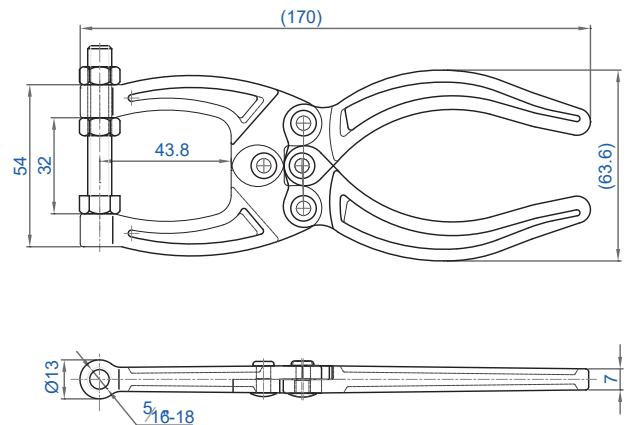
### CH-50350

Portata (Holding force)	80 Kg
Peso (Weight)	179 gr.
Perno fornito (Spindle Supplied)	CH-SA-14112



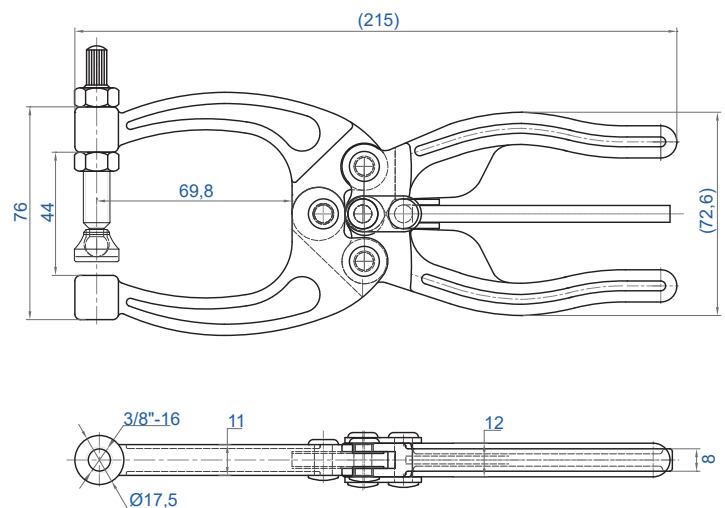

### CH-50360

Portata (Holding force)	160 Kg
Peso (Weight)	290 gr.
Perno fornito (Spindle Supplied)	CH-SA-56200



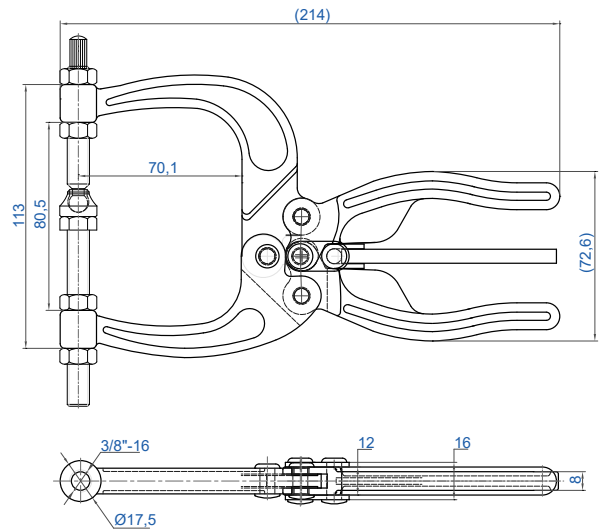
### CH-50380

Portata (Holding force)	320 Kg
Peso (Weight)	660 gr.
Perno fornito (Spindle Supplied)	CH-SF-38300



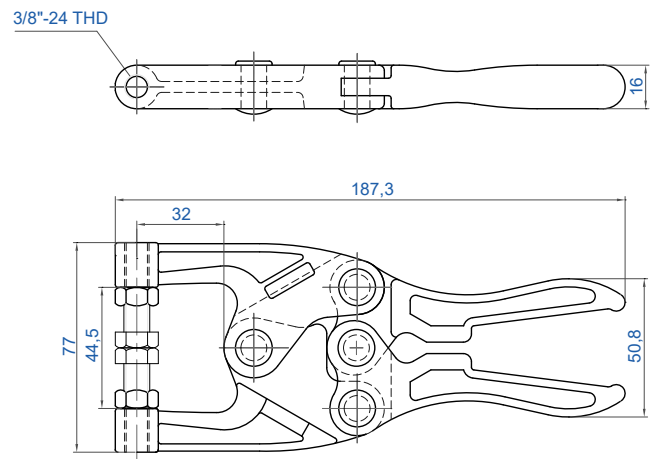
**CH-50450**

Portata (Holding force)	320 Kg
Peso (Weight)	740 gr.
Perno fornito (Spindle Supplied)	CH-SA-38300 (x2)



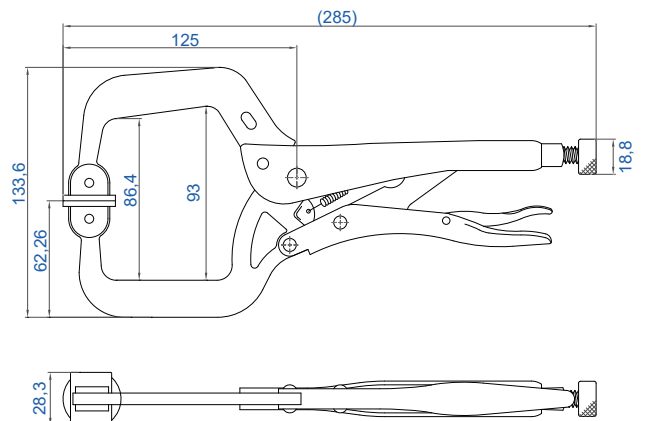
**CH-50385**

Portata (Holding force)	840 Kg
Peso (Weight)	710 gr.
Perno fornito (Spindle Supplied)	CH-SA-38114



**CH-511-SP**

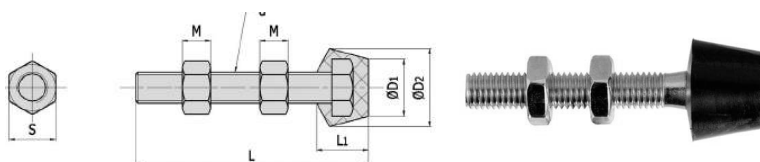
Portata (Holding force)	350 Kg
Peso (Weight)	850 gr.



### CH-FC

Perno filettato con puntale in neoprene e due dadi

(Neoprene tipped zinc plated spindles with two nuts)

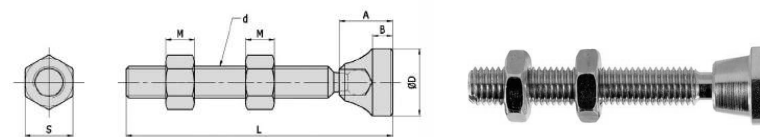


ARTICOLO	L	L1	M	d	D1	D2	S
<b>Filettatura metrica (metric thread)</b>							
CH-FC-042507	25	11.5	3.2	M4 - P0.70	10.5	13.5	7
CH-FC-044207	42	11.5	3.2	M4 - P0.70	10.5	13.5	7
CH-FC-064410	44	14	5.2	M6 - P1.00	10	15	10
CH-FC-065110	51	14	5.2	M6 - P1.00	10	15	10
CH-FC-086312	63	19	6.8	M8 - P1.25	13	18.5	13
CH-FC-087512	75	19	6.8	M8 - P1.25	13	18.5	13
CH-FC-108515	85	24.5	8.4	M10 - P1.50	15	23	16
<b>Filettatura UNC (unc thread)</b>							
CH-FC-38312	89	24.5	5.3	3/8"-16	15	23	14
CH-FC-38412	114	24.5	5.3	3/8"-16	15	23	14
CH-FC-38334	95	24.5	5.3	3/8"-16	15	23	14
CH-FC-14134	45	14	3.8	1/4"-20	10	15	10.8
CH-FC-14218	54	14	3.8	1/4"-20	10	15	10.8
CH-FC-56212	63	19	5	5/16"-18	13	18.5	12.8
CH-FC-56300	3	19	5	5/16"-18	13	18.5	12.8
CH-FC-10138	35	11.5	3.1	3/16"-24	10.5	13.5	7.8

### CH-SF

Perno filettato autolivellante con due dadi

(Swivel foot spindle with two nuts)

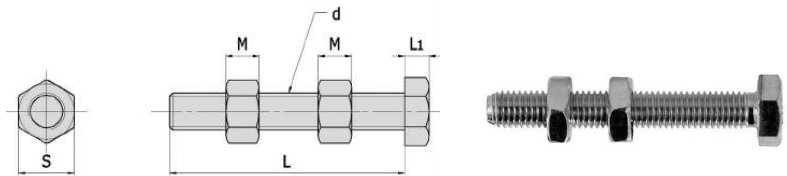


ARTICOLO	L	M	A	B	D	d	S
<b>Filettatura metrica (metric thread)</b>							
CH-SF-05035	35	4.7	10	4	12	M5 - P0.80	8
CH-SF-06050	50	5.2	10	4	12	M6 - P1.00	10
CH-SF-08065	65	6.8	13	5.5	20	M8 - P1.25	13
CH-SF-10085	85	8.4	15	5.5	20	M10 - P1.50	16
CH-SF-38300	78	6.8	11	4.5	16	3/8" - 16	13

### CH-SA

Perno filettato zincato con due dadi

(Zinc plated spindle with two nuts)



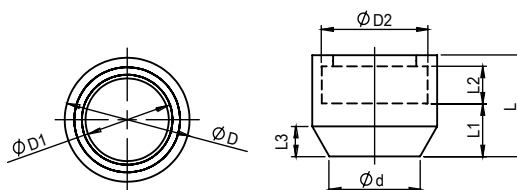
ARTICOLO	L	L1	M	d	S
<b>Filettatura metrica (metric thread)</b>					
CH-SA-041507	15	2.8	3.2	M4 - P0.70	7
CH-SA-042007	20	2.8	3.2	M4 - P0.70	7
CH-SA-042507	25	2.8	3.2	M4 - P0.70	7
CH-SA-044007	40	2.8	3.2	M4 - P0.70	7
CH-SA-051508	15	3.5	4.7	M5 - P0.80	8
CH-SA-053008	30	3.5	4.7	M5 - P0.80	8
CH-SA-064010	40	4	5.2	M6 - P1.00	10
CH-SA-065010	50	4	5.2	M6 - P1.00	10
CH-SA-083012	30	5.3	6.8	M8 - P1.25	13
CH-SA-085012	50	5.3	6.8	M8 - P1.25	13
CH-SA-086512	65	5.3	6.8	M8 - P1.25	13
CH-SA-105015	50	6.4	8.4	M10 - P1.50	16
CH-SA-107515	75	6.4	8.4	M10 - P1.50	16
CH-SA-109015	90	6.4	8.4	M10 - P1.50	16
CH-SA-125017	50	7.5	10.8	M12 - P1.75	18
<b>Filettatura UNC (unc thread)</b>					
CH-SA-08034	3/4"(19)	3	3	5/32"-32	7
CH-SA-10118	1-1/8"(28)	3.1	4	3/16"-24	7.8
CH-SA-14112	1-1/2"(38)	3.8	5.8	1/4"-20	10.8
CH-SA-14134	1-3/4"(45)	3.8	5.8	1/4"-20	10.8
CH-SA-56200	2"(50)	5	6.7	5/16"-18	12.8
CH-SA-56212	2-1/2"(63)	5	6.7	5/16"-18	12.8
CH-SA-38300	3"(76)	5.3	7.8	3/8"-16	14
CH-SA-38400	4"(100)	5.3	7.8	3/8"-16	14
CH-SA-12300	3"(76)	7.3	9.5	1/2"-12	18.7
CH-SA-12412	4-1/2"(114)	7.3	9.5	1/2"-12	18.7
CH-SA-58500	5"(127)	10	11.5	5/8"-11	24



### CH-NC

Tappi in neoprene per viti standard

(Neoprene caps for standard spindles)

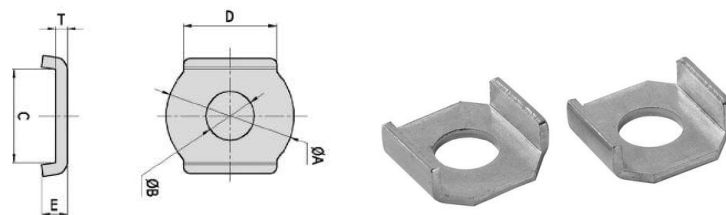


ARTICOLO	VITE	L	L1	L2	L3	D	D1	D2	d
CH-NC-04	M4	8.5	4.2	3	4	11	5.5	8	7
CH-NC-05	M5	10	5	3.5	4	12.5	6.5	9	8
CH-NC-06	M6	12	6	4	4	15	8.5	11.5	10
CH-NC-08	M8	15	7.5	5.5	6	19	11.5	15	13
CH-NC-10	M10	17.5	8.5	7	7	22	15	19.6	15
CH-NC-12	M12	20	9.5	8	7	26	16.5	21.9	19
CH-NC-16	M16	27	14	10	8	33	22	28	24

### CH-FW

Rondelle zincate flangiate

(Zinc plated flange washers)



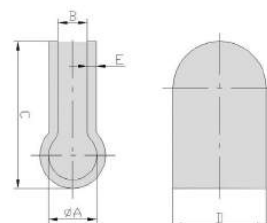
ARTICOLO	A	B	C	D	E	T
CH-FW-080 *	12	4.4	8.4	8.2	3.1	1
CH-FW-100 *	12.6	4.9	9.4	8.4	2.6	1
CH-FW-140 *	14.2	6.3	11.5	7	3.9	1.5
CH-FW-141 *	16.6	6.8	12.6	10.8	3.4	1.5
CH-FW-516 *	21.6	8.2	15.7	15.7	4.5	2
CH-FW-120 *	31	13	24.7	22.9	6.5	3
CH-FW-580 *	36	16	27	23.6	7	3

\* (SS) Disponibile Inox - inox version available

### CH-BR

Clip di tenuta

(Bolt Retainers)



ARTICOLO	A	B	C	D	E
CH-BR-140	8.3	6	32.5	12.7	3
CH-BR-141	6.5	6	22.3	9.5	3
CH-BR-516	8.3	6	32.5	15.9	2.5
CH-BR-380	10.5	8	42.5	20	3
CH-BR-120	13	10	43	23	3
CH-BR-580	16.5	10	50	31.8	3

Clamptek	Destaco	Good-Hand	Kakuta	Amf	SpeedyBlock	Sermax	Brauer
CH-101-A	201-U	GH-101-A	HV-150	90019 6800-1	AA520 - 75/A	SU-8	V75/2B
CH-101-AI	201-UB	GH-101-AI	HV-151-B	90027 6800-2	AA522 - 75/B		
CH-101-AIT	201-TUB	GH-101-AIT	HV-151-BT				
CH-101-ASS	201-USS	GH-101-ASS	HV-150-2S		AA520 - 75/AX		V75/2BTSS
CH-101-AT	201-TU	GH-101-AT	HV-152-T				
CH-101-J	267-U	GH-101-J	HV-1050	90068 6800-6	AA570 - 530/A	SU-16	V550/2B
CH-101-JS	267-S	GH-101-JS	HV-950	90464 6804-6	AA574 - 530/E		V550/2A
CH-10247	247-U	GH-10247	HV-850	90050 6800-5	AA560 - 430/A	SU-14	V450/2B
CH-10248	247-UB	GH-10248	HV-851-B	90258 6802-5	AA562 - 430/B		V450/1B
CH-10249	247-S	GH-10249	HV-750	90456 6804-5	AA564 - 430/E		V450/2A
CH-10250	247-SB	GH-10250	HV-751-B	90571 6806-5	AA566 - 430/F		V450/1A
CH-11002-B		GH-11002-B				SU-10	
CH-11502-B	202-U	GH-11502-B	HV-250-U				
CH-12002-B		GH-12002-B			AA125 - 125/A	SU-11	V200/2B
CH-12050	202	GH-12050	HV-250		AA534 - 130/E		V150/2C
CH-12050-A	802	GH-12050-A	AC-250	90688 6820-1	AO020 - 70/AP3		V150X
CH-12050-SS	202-SS	GH-12050-SS	HV-250-2S				
CH-12050-U	202-U	GH-12050-U	HV-250-U	90514 6805-1	AA530 - 130/A		H150/2B
CH-12055	202-B	GH-12055	HV-251-B	90225 6802-2	AA536 - 130/F		V150/1C
CH-12070	202-T	GH-12070	HV-252-T				
CH-12075	202-TB	GH-12075	HV-251-BT				
CH-12130	207-U	GH-12130	HV-450	90035 6800-3	AA540 - 230/A		V250/2B
CH-12130-A	807-U	GH-12130-A	AC-450		AO161 - 200/AP3		
CH-12130-A	807-S	GH-12130-A	AC-350		AO166 - 200/EP3		
CH-12130-SS	207-USS	GH-12130-SS	HV-450-2S	95067 6800-3	AS180 - 230/AX		
CH-12131	207-TU	GH-12131	HV-452-T				
CH-12132	207-UL	GH-12132	HV-453-L				
CH-12133	207-TUL		HV-452-TL				
CH-12135	207-UB	GH-12135	HV-451-B	90233 6802-3	AA542 - 230/B		V250/1B
CH-12136	207-TUB	GH-12136	HV-451-BT				
CH-12137	207-ULB	GH-12137	HV-451-BL				
CH-12138	207-TULB	GH-12138	HV-451-BTL				
CH-12140	207-S	GH-12140	HV-350	90431 6804-3	AA544 - 230/E		V250/2A
CH-12141	207-TS	GH-12141	HV-352-T				
CH-12142	207-L	GH-12142	HV-353-L				
CH-12143	207-TL	GH-12143	HV-352-TL				
CH-12145	207-SB	GH-12145	HV-351-B	90555 6806-3	AA546 - 230/F		V250/1A
CH-12146	207-TSB	GH-12146	HV-351-BT				
CH-12147	207-LB	GH-12147	HV-351-BL				V250/2BL
CH-12148	207-TLB	GH-12148	HV-351-BTL				
CH-12265	210-U	GH-12265	HV-650	90043 6800-4	AA550 - 330/A		V350/2B
CH-12265-A	810-U	GH-12265-A	AC-650		AO201 - 300/AP3		V450X
CH-12265-SS	210-USS	GH-12265-SS					
CH-12270	210-UB	GH-12270	HV-651-B	90241 6802-4	AA552 - 330/B		V350/1B
CH-12275	210-S	GH-12275	HV-550	90449 6804-4	AA554 - 330/E		V350/2A
CH-12275-A	810-S	GH-12275-A	AC-550		AO206 - 300/EP3		
CH-12280	210-SB	GH-12280	HV-551-B	90563 6806-4	AA556 - 330/F		V350/1B
CH-12285	210-TU	GH-12285	HV-652-T				
CH-12290	210-TUB	GH-12290	HV-651-BT				
CH-12295	210-TS	GH-12295	HV-552-T				
CH-12300	210-TSB	GH-12300	HV-551-BT				
CH-12502-B	207-U	GH-12502-B	HV-450	90035 6800-3	AA540 - 230/A		
CH-13005	305-U	GH-13005	HV-200			SH-9T	V70/2BT
CH-13005-SS	305-USS	GH-13005-SS	HV-200-2S				
CH-13007	307-U	GH-13007	HV-300				
CH-13008	309-U	GH-13008	HV-400				
CH-201	205-U	GH-201	HH-250	93005 6830-0	AD025 - 25/M	SH-8	H50/2B
CH-U12						SU-12	
CH-U13						SU-13	
CH-201-SS	205-USS	GH-201-SS	HH-250-2S				
CH-201-A	205-S	GH-201-A	HH-150				H50/2C
CH-201-AI	205-SB	GH-201-AI	HH-151-B				
CH-201-AL	205-SL	GH-201-AL	HH-154-LE				
CH-201-AR	205-SR	GH-201-AR	HH-155-R				
CH-201-ASS	205-SSS	GH-201-ASS	HH-150-2S				
CH-201-B	215-U	GH-201-B	HH-350			SH-11	
CH-201-BI	215-UB	GH-201-BI	HH-351-B				
CH-201-BS	215-S	GH-201-BS	HH-350-S				
CH-201-BSI	215-SB	GH-201-BSI	HH-351-SB				
CH-201-BSS	215-USS	GH-201-BSS	HH-350-2S				
CH-201-I	205-UB	GH-201-I	HH-251-B	93203 6832-0			H50/1B
CH-201-L	205-UL	GH-201-L	HH-254-LE				H50/2BL

Clamptek	Destaco	Good-Hand	Kakuta	Amf	SpeedyBlock	Sermax	Brauer
CH-201-R	205-UR	GH-201-R	HH-255-R				H50/2BR
CH-201-SS	205-USS	GH-201-SS	HH-250-2S	95141 6830NI			
CH-20235	235-U	GH-20235	HH-550	90449 6804-4		SH-13	H350/2B
CH-20235-SS	235-USS	GH-20235-SS	HH-550-2S				
CH-20236	235-UB	GH-20236	HH-551-BN				H350-1B
CH-20752-B	213-U	GH-20752-B	HH-300	93013 6830-1	AD075 - 75/M		
CH-20820	317-U	GH-20820	82		AA220 - 200/AV		
CH-21502-B	217-U	GH-21502-B	HH-400	93021 6830-2	AD135 - 130/M		
CH-22502-B	227-U	GH-22502-B	HH-500	93039 6830-3	AD270 - 230/M		
CH-225-D	225-U	GH-225-D	HH-450			SH-12	
CH-225-DI	225-UB	GH-225-DI	HH-451-B	93237 6832-3			
CH-225-DSS	225-USS	GH-225-DSS	HH-450-2S				
CH-301-AM	601	GH-301-AM	SL-10			TP 9	
CH-302-FM	605	GH-302-FM	SL-150		AG300 - 300/AS	TP 10	
CH-304-CM		GH-304-CM				TP 301	
CH-304-EM		GH-304-EM				TP 302	
CH-304-HM		GH-304-HM				TP 303	
CH-305-CM		GH-305-CM	SL-100		AG160 - 160/AS		
CH-305-EM	603M	GH-305-EM	SL-200	92544 6842PK-4	AG351 - 360/AS		
CH-30250M		GH-30250M				TP 250	
CH-30450M		GH-30450M				TP 450	
CH-30607M	607M	GH-30607M	SL-310		AG355 - 550/AS		
CH-36003M	603	GH-36003M	SL-105-2		AG351 - 360/AS		
CH-36003-A	803	GH-36003-A	AC-100-SL		AO361 - 360/SP3		
CH-36010M	610	GH-36010M	SL-250				
CH-36012M	618	GH-36012M	SL-251-B				
CH-36020		GH-36020-M			AG070 - 70/AS		
CH-36070		GH-36070	SL-07				
CH-36092M	609	GH-36092M	SL-110			TP 11	
CH-13A						H-13A	
CH-14A						H-14A	
CH-36202M	602	GH-36202M	FM-50	94300 6844-2	AG401 - 80/AS	TP 202	P100
CH-36204M	604	GH-36204M	FM-150	94318 6844-3	AG406 - 165/AS	TP 204	P200
CH-36224M	624	GH-36224M	FM-250	94334 6844-5	AG411 - 340/AS	TP 224	P300
CH-36330M	630	GH-36330M	SL-350	92569 6842PK-5	AG361 - 1100/AS		
CH-36330-A	830	GH-36330-A	AC-350-SL	95059 6850-5	AO371 - 1100/SP3		
CH-30607M	607	GH-30607M	SL-310		AG355 - 550/AS		
CH-30600M		GH-30600M				TP 12	
CH-30600-HLM		GH-30600-HLM				TP 12L	
CH-31200M		GH-31200M				TP 13	
CH-31200-HLM		GH-31200-HLM				TP 13L	
CH-32500M		GH-32500M				TP 14	
CH-32500-HLM		GH-32500-HLM				TP 14L	
CH-40323	323	GH-40323	FA-100	94698 6848H-2	AL500 - 160/T2	TM 12	
CH-40323-SS	323-MSS	GH-40323-SS	FA-100-2S	95521 6848HNI-2	AS500 - 160/T2X		
CH-40324	324	GH-40324	FA-130	94698 6848H-2	AL530 - 160/T3	TM 14V	
CH-40334	334	GH-40334	FA-230	94763 6848V-3	AL535 - 320/T3	TM 15V	
CH-40341	341	GH-40341	FA-300	94714 6848H-4	AL510 - 700/T2		
CH-40341-SS	341-SS	GH-40341-SS	FA-300-2S	95562 6848HNI-4	AS510 - 700/T2X		
CH-40344	344	GH-40344	FA-330	94771 6848V-4	AL540 - 700/T3		
CH-40370	375	GH-40370	FA-600	93849 6849H-4	AL600 - 1400/T2		
CH-40371	371	GH-40371	PA-350	94540 6847-3	AL305 - 300/TF	TM-213	LH700
CH-40380	385	GH-40380	FA-700	93856 6849PH-5	AL610 - 2800/T2		
CH-431	331	GH-431	FA-200	94706 6848H-3	AL505 - 320/T2	TM 15	
CH-43101	301	GH-43101	PA-150		AL200 - 200/T		
CH-431-SS	331-SS	GH-431-SS	FA-200-2S	95547 6848HNI-3	AS505 - 320/T2X		
CH-43810	381	GH-43810	PA-350	95565 6847-5	AL405 - 400/TF		
CH-451	351	GH-451	PA-250	94524 6847-1	AL205 - 200/TF	TM-212	LH400
CH-451-SS	351-SS	GH-451-SS	PA-250-2S	95422 6847NI-3			
CH-452	351-B	GH-452	PA-251-B	94680 6847K-3			
CH-452-SS	351-BSS	GH-452-SS	PA-251-B2S	95455 6847KNI-3			
CH-50350	424	GH-50350	SA-150				P0
CH-50360	441	GH-50360	SA-250				P1A
CH-50380	462	GH-50380	SA-450				P1B
CH-50450	463	GH-50450	SA-550				P3B
CH-701-C	503-MLB	GH-701-C	V.2X-B	90811 6810P-4			V700T
CH-701-D	505-MLB	GH-701-D	V.3X-B	90829 6810P-6			VA1200T
CH-702-C	503-MB	GH-702-C	V.2X	90746 6809P-4			V700S
CH-702-D	505-MB	GH-702-D	V.3X	90753 6809P-6			VA1200S
CH-75027	528	GH-75027					
CH-80325	325	GH-80325	SA-2				TC79
CH-80325-SS	325-SS	GH-80325-SS					